



**No. I21Z70530-SEM03**

**For**

**Samsung Electronics Co., Ltd**

**Smart Phone**

**Model Name: SM-A035G/DSN**

**with**

**Hardware Version: REV1.0**

**Software Version: A035G.001**

**FCC ID: ZCASMA035G**

**Note:**

The test results in this test report relate only to the devices specified in this report. This report shall not be reproduced except in full without the written approval of CTTL.

The report must not be used by the client to claim product certification, approval, or endorsement by NVLAP, NIST, or any agency of the U.S. Government.

**Test Laboratory:**

CTTL, Telecommunication Technology Labs, CAICT

No. 51, Xueyuan Road, Haidian District, Beijing, P. R. China 100191.

Tel: +86(0)10-62304633-2512, Fax: +86(0)10-62304633-2504

Email: [cttl\\_terminals@caict.ac.cn](mailto:cttl_terminals@caict.ac.cn), website: [www.caict.ac.cn](http://www.caict.ac.cn)




**Picture 1: Constituents of the sample**




**Picture 2: Left Head Touch Cheek Position**



**Picture 3: Left Head Tilt 15° Position**




**Picture 4: Right Head Touch Cheek Position**



**Picture 5: Right Head Tilt 15° Position**


**Test positions for body:**

The Body SAR is tested at the following 9 test positions all with the distance =10mm/12mm/17mm/18mm between the EUT and the phantom bottom:




**Picture 6: Front 10mm**







**Picture 7: Rear 10mm**




**Picture 8: Left 10mm**




**Picture 9: Right 10mm**



**Picture 10: Top 10mm**




**Picture 11: Bottom 10mm**




**Picture 12: Front 12mm**



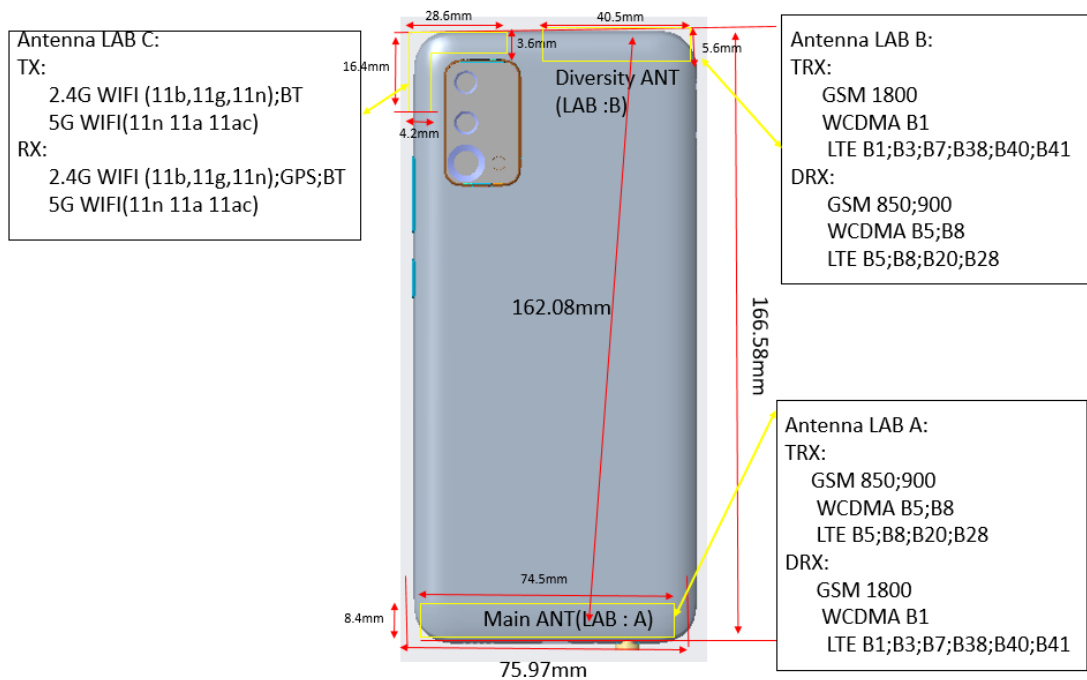


**Picture 13: Rear 17mm**



**Picture 14: Top 18mm**





**Picture 15: Antenna location**