

1. Photographs of Conducted Emissions Test Configuration

Front view



Side view




Under table view




2. Photographs of Peak Emissions within a 50 MHz Bandwidth Test Configuration

Front view




Rear view




3. Photographs of Radiated Emissions Test Configuration

For radiated emissions 30MHz~1GHz

Front view




Rear view




For radiated emissions above 1GHz

Front view



Rear view



————THE END————