

## APPENDIX E: PHOTOGRAPHS OF THE TEST SET-UP

Photo 1: Measurement DASY6




Photo 2: Left Cheek 0mm




Photo 3: Left Tilt 0mm




Photo 4: Right Cheek 0mm



Photo 5: Right Tilt 0mm



Photo 6: Front Side 15mm






Photo 7: Back Side 15mm



Photo 8: Front Side 10mm



Photo 9: Back Side 10mm



Photo 10: Left Side 10mm



Photo 11: Right Side 10mm



Photo 12: Top Side 10mm




Photo 13: Bottom Side 10mm






Photo 14: Back Side 17mm



Photo 15: Top Side 17mm



N/A





N/A



Photograph: Liquid depth

Photo 18: Head 750 Depth (15.0cm)




Photo 19: Head 835 Depth (15.0cm)




Photo 20: Head 1900 Depth (15.0cm)




Photo 21: Head 2450 Depth (15.0cm)



Photo 22: Head 1750 Depth (15.0cm)




Photo 23: Head 2600 Depth (15.0cm)




Photo 24: Head 5G Depth (15.0cm)




Photo 7: Head 2300 Depth (15.0cm)

