

Federal Communication Commission Interference Statement This device complies with Part 15 of the FCC Rules.

Operation is subject to the following two conditions: (1) This device may not cause harmful interference, and (2) this device must accept any interference received, including interference that may cause undesired operation.

This equipment has been tested and found to comply with the limits for a Class B digital device, pursuant to Part 15 of the FCC Rules. These limits are designed to provide reasonable protection against harmful interference in a residential installation. This equipment generates, uses and can radiate radio frequency energy and, if not installed and used in accordance with the instructions, may cause harmful interference to radio communications. However, there is no guarantee that interference will not occur in a particular installation. If this equipment does cause harmful interference to radio or television reception, which can be determined by turning the equipment off and on, the user is encouraged to try to correct the interference by one of the following measures:

- Reorient or relocate the receiving antenna.

- Increase the separation between the equipment and receiver.

- Connect the equipment into an outlet on a circuit different from that to which the receiver is connected.

- Consult the dealer or an experienced radio/TV technician for help.

FCC Caution: Any changes or modifications not expressly approved by the party responsible for compliance could void the user's authority to operate this equipment. This transmitter must not be co-located or operating in conjunction with any other antenna or transmitter.

RF exposure warning

This equipment must be installed and operated in accordance with provided instructions and the antenna(s) used for this transmitter must be installed to provide a separation distance of at least 20 cm from all persons and must not be co-located or operating in conjunction with any other antenna or transmitter. End-users and installers must be provide with antenna installation instructions and transmitter operating conditions for satisfying RF exposure compliance.



i3 ALLSYNC TOUCH RX46 Quick Start Guide

Build Your Own Workspace
Wireless Streaming Station

i3-TECHNOLOGIES

• Connections and Indicators

Front Panel

1. Power Button
2. Network Activity Indicator (Green LED)
3. Power Status Indicator (Red/Blue LED)
4. USB 2.0 Type A
5. USB 3.0 Type A



1 2 3 4 5

Rear Panel

6. HDMI Video Input
7. Ethernet LAN Port
8. HDMI Video Output
9. RS232 Port
10. 12V/2A DC Power Input

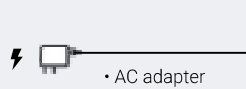


6 7 8 9 10

• Setup

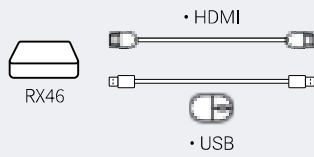
1 Power

Connect the supplied AC adapter.



2 Display

Connect using an HDMI cable.

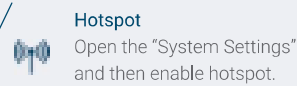
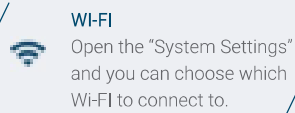
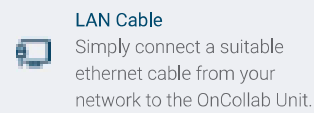


3 Touchscreen and Mouse

Connect using USB to enable touchscreen and/or mouse.

4 Network

Your OnCollab Unit has to be connected to the same network as your personal device.



• Power On

Startup

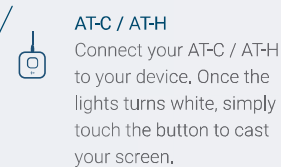
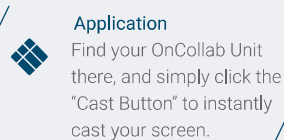
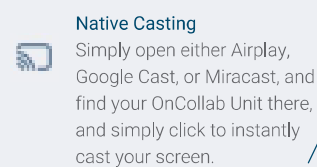
The OnCollab Unit starts automatically when power is applied.

Standby Screen

A normal default display screen is featured below for your reference.

• Casting Your Screen

The OnCollab Unit supports three methods of screen casting.



*For the complete setup and operating instructions you can download user manual from the AVA website at Document Center.

• Cloud Management System

You can register your RX46 to our CMS using your browser.

Once registered, you can manage your RX46 from anywhere, via our CMS portal.

Federal Communication Commission Interference Statement This device complies with Part 15 of the FCC Rules.

Operation is subject to the following two conditions: (1) This device may not cause harmful interference, and (2) this device must accept any interference received, including interference that may cause undesired operation.

This equipment has been tested and found to comply with the limits for a Class B digital device, pursuant to Part 15 of the FCC Rules. These limits are designed to provide reasonable protection against harmful interference in a residential installation. This equipment generates, uses and can radiate radio frequency energy and, if not installed and used in accordance with the instructions, may cause harmful interference to radio communications. However, there is no guarantee that interference will not occur in a particular installation. If this equipment does cause harmful interference to radio or television reception, which can be determined by turning the equipment off and on, the user is encouraged to try to correct the interference by one of the following measures:

- Reorient or relocate the receiving antenna.

- Increase the separation between the equipment and receiver.

- Connect the equipment into an outlet on a circuit different from that to which the receiver is connected.

- Consult the dealer or an experienced radio/TV technician for help.

FCC Caution: Any changes or modifications not expressly approved by the party responsible for compliance could void the user's authority to operate this equipment. This transmitter must not be co-located or operating in conjunction with any other antenna or transmitter.

RF exposure warning

This equipment must be installed and operated in accordance with provided instructions and the antenna(s) used for this transmitter must be installed to provide a separation distance of at least 20 cm from all persons and must not be co-located or operating in conjunction with any other antenna or transmitter. End-users and installers must be provide with antenna installation instructions and transmitter operating conditions for satisfying RF exposure compliance.