



**MOTOROLA**

*Integrated Information Systems Group  
8201 E. McDowell Road  
Scottsdale, AZ 85252-1417*

## **Exhibit 9 – Internal Photographs**


**Card Acceptance Device (CAD<sup>+</sup>)**

**Low Power Transceiver Module**


FCC ID: ABZMCAD200

Model Nos. T6480A (*and variants*)


### **9.0 Internal Photographs**



**Figure 9.0-1 Control PCB top view**



**Figure 9.0-2 Control PCB top view with RF shields removed**



**Figure 9.0-3 Control PCB back view**







**Figure 9.0-4 104 x 67 mm Antenna Board w/Ferrite**




**Figure 9.0-5 104 x 67 mm Antenna Board w/Ferrite Backplate**



**Figure 9.0-6 100 x 110 mm Antenna Board**



**Figure 9.0-7 65 x 40 mm Antenna Board**



**Figure 9.0-8 50 x 25 mm Antenna Board w/Ferrite**