



尺寸：70*70mm，两面共6页



Bluetooth wireless stereo headset

Parameter	
Product Name :	
Bluetooth Version :	V 5.4
Speaker Size:	13mm
Earbuds Battery:	35mAh*2
Charging Case Battery:	300mAh
Single Earbud Working Time:	4.5Hrs
Total Working Time:	22Hrs
Transmission Range:	>10M
Waterproof:	IPX4
Charging Port:	Type-C
Frequency Response:	20-20KHz
Input:	5V1A
Charging Case Size:	60.5*45.3*21.5mm

Operation	
Charging case functions a. Charge the case: During charging, the orange light is on for 8s and then goes off; it turns green for 8s and then turns off when fully charged. b. Charge the earbuds: When earbuds are placed in the case, it automatically charges them until they are fully charged. c. Phone pairing: When earbuds are in the case, open the lid, enable wireless connection on the phone, go to wireless connection settings, search and select "Electro Soundpods" for pairing. d. Clear pairing record: Press and hold the case button for 15s to clear pairing history; when the light of the charging case changes from white to orange and flashes slowly, it indicates the pairing record has been cleared.	
Earbud functions a. Calling function Reject call: Press L/R earbud twice Answer call: Press L/R earbud once End call: Press L/R earbud once b. Music play function Play/Pause: Press L/R earbud once Next track: Press L/R earbud twice Previous track: Press L/R earbud 3 times Volume -: Slide down (touching area of L/R earbud) Volume + : Slide up (touching area of L/R earbud) c. Noise canceling/transparency mode: press and hold R earbud to switch d. Activate Siri/voice assistant: For iOS devices, set it on the phone; for Android devices, press and hold the touching area of L earbud for 2s Ear detection on/off: For iOS devices, set it on the phone; for Android devices, press L/R earbud 5 times.	

Temperature/humidity range
Place the product in a dry and ventilated space, avoid contact with corrosive substances, and keep away from fire and heat sources. The product should be charged once every 3 months during storage.
Working Temperature: 0-40°C Storage Temperature:-10-45°C
Working humidity: Less than 70% Storage humidity: Less than 70%

Warnings:

- Do not use any abrasive detergent to clean this product.
- Do not heat this product or keep it close to a fire source, such as a cooking stove.
- Do not expose this product to direct sunlight for a long time.
- Do not dispose of this product in the fire to avoid explosion.
- Do not try to disassemble this product to make any modifications, for it does not contain any maintenance components
- Do not use this product in the rain.
- If the product is not for use for a long period of time, please store it in a dry environment, and charge it at least once a month to extend its life and avoid extreme temperatures and dust.

Cautions


- Do not use this product under high temperature or environment of high humidity, high cold, high dust, high electromagnetic radiation and lightning conditions;
- Do not use non-original charging accessories to charge
- Charging time does not exceed 2H;
- Recharge every 60 days when not in use for a long time;
- Do not exceed 60 decibels when used for a long time to avoid hearing damage;
- Do not disassemble at will, otherwise no warranty;

General Safety Information

- Do not attempt to disassemble the earbud to avoid damaging your earbud or causing battery spontaneous combustion. Ask authorized maintenance service for help.
- If you use the earbud while driving, follow your local regulations.
- Do not place this wireless earbud in high temperatures (above 50°C /122°F), for example, exposure to the sun, to avoid damaging its wireless performance or reducing its battery life.
- Do not leave the earbud in moisture or soak it in liquids.
- Using the earbud at high volume for a long time may damage your hearing.

Troubleshooting

Problems	Causes	Solutions
Enable to Switch On	Dead Battery	Charge the earbud
Charging Problem	The charger plug was not connected firmly or correctly	Replug the charger
Enable to Switch off	Incorrect operation led to an error in the earbud program	Use the charger to charge and reset
Enable to Search /Paired Device	The earbud did not enter the pairing state	Let the earbud go into pairing mode
	Certain phone's wireless application program went wrong	Power off and pair with the earbud one more time



This device complies with part 15 of the FCC Rules. Operation is subject to the following two conditions: (1) This device may not cause harmful interference, and (2) this device must accept any interference received, including interference that may cause undesired operation.

Any Changes or modifications not expressly approved by the party responsible for compliance could void the user's authority to operate the equipment.

Note: This equipment has been tested and found to comply with the limits for a Class B digital device, pursuant to part 15 of the FCC Rules. These limits are designed to provide reasonable protection against harmful interference in a residential installation. This equipment generates uses and can radiate radio frequency energy and, if not installed and used in accordance with the instructions, may cause harmful interference to radio communications. However, there is no guarantee that interference will not occur in a particular installation. If this equipment does cause harmful interference to radio or television reception, which can be determined by turning the equipment off and on, the user is encouraged to try to correct the interference by one or more of the following measures:

- Reorient or relocate the receiving antenna.
- Increase the separation between the equipment and receiver.
- Connect the equipment into an outlet on a circuit different from that to which the receiver is connected.
- Consult the dealer or an experienced radio/TV technician for help.

FCC Radiation Exposure statement

The device has been evaluatec to meel general RF exposure requirement. The device can be used in porlable exposure condition without restriction.