



EMC-TRF-01 Rev 1.0

Report No.: GZCR210802081506

Page: 1 of 28

FCC ID: V5PD190LTEBW

TEST REPORT

Application No.: SZCR2108020815AT
Applicant: PAX Technology Limited
Address of Applicant: Room 2416, 24/F., Sun Hung Kai Centre, 30 Harbour, Hong Kong, China
Manufacturer: PAX Computer Technology(Shenzhen) Co., Ltd.
Address of Manufacturer: 4/F, No.3 Building, Software Park, Second Central Science-Tech Road, High-Tech industrial Park, Shenzhen, Guangdong, P.R.C.
Equipment Under Test (EUT):
EUT Name: Mobile Payment Terminal
Model No.: D190
Trade Mark: PAX
Standard(s) : 47 CFR Part 2
47 CFR Part 22 subpart H
47 CFR Part 24 subpart E
47 CFR Part 27 subpart C
Date of Receipt: 2021-06-25
Date of Test: 2021-06-25 to 2021-08-24
Date of Issue: 2021-08-30

Test Result:	Pass
---------------------	-------------

* In the configuration tested, the EUT complied with the standards specified above.

Kobe Jian
EMC Laboratory Manager



SGS-CSTC Standards Technical Services Co., Ltd.
Guangzhou Branch EMC Laboratory

Unless otherwise agreed in writing, this document is issued by the Company subject to its General Conditions of Service printed overleaf, available on request or accessible at <http://www.sgs.com/en/Terms-and-Conditions.aspx> and, for electronic format documents, subject to Terms and Conditions for Electronic Documents at <http://www.sgs.com/en/Terms-and-Conditions/Terms-e-Documents.aspx>. Attention is drawn to the limitation of liability, indemnification and jurisdiction issues defined therein. Any holder of this document is advised that information contained hereon reflects the Company's findings at the time of its intervention only and within the limits of Client's instructions, if any. The Company's sole responsibility is to its Client and this document does not exonerate parties to a transaction from exercising all their rights and obligations under the transaction documents. This document cannot be reproduced except in full, without prior written approval of the Company. Any unauthorized alteration, forgery or falsification of the content or appearance of this document is unlawful and offenders may be prosecuted to the fullest extent of the law. Unless otherwise stated the results shown in this test report refer only to the sample(s) tested and such sample(s) are retained for 30 days only.
Attention: To check the authenticity of testing / inspection report & certificate, please contact us at telephone: (86-755) 8307 1443, or email: CN.Doccheck@sgs.com

No.198 Kezhu Road, Sciotech Park, Guangzhou Economic & Technology Development District, Guangzhou, China 510663 t (86-20) 82155555 f (86-20) 82075058 www.sgsgroup.com.cn
中国·广州·经济技术开发区科学城科珠路198号 邮编: 510663 t (86-20) 82155555 f (86-20) 82075058 sgs.china@sgs.com



SGS-CSTC Standards Technical Services Co., Ltd. Guangzhou Branch



EMC-TRF-01 Rev 1.0

Report No.: GZCR210802081506

Page:

2 of 28

Revision Record				
Version	Chapter	Date	Modifier	Remark
01		2021-08-30		Original

Authorized for issue by				
				
		Curry Wu/Project Engineer		
				
		Ricky Liu/Reviewer		



Unless otherwise agreed in writing, this document is issued by the Company subject to its General Conditions of Service printed overleaf, available on request or accessible at <http://www.sgs.com/en/Terms-and-Conditions.aspx> and, for electronic format documents, subject to Terms and Conditions for Electronic Documents at <http://www.sgs.com/en/Terms-and-Conditions/Terms-e-Documents.aspx>. Attention is drawn to the limitation of liability, indemnification and jurisdiction issues defined therein. Any holder of this document is advised that information contained hereon reflects the Company's findings at the time of its intervention only and within the limits of Client's instructions, if any. The Company's sole responsibility is to its Client and this document does not exonerate parties to a transaction from exercising all their rights and obligations under the transaction documents. This document cannot be reproduced except in full, without prior written approval of the Company. Any unauthorized alteration, forgery or falsification of the content or appearance of this document is unlawful and offenders may be prosecuted to the fullest extent of the law. Unless otherwise stated the results shown in this test report refer only to the sample(s) tested and such sample(s) are retained for 30 days only.

Attention: To check the authenticity of testing / inspection report & certificate, please contact us at telephone: (86-755) 8307 1443, or email: CN.Doccheck@sgs.com

SGS-CSTC Standards Technical Services Co., Ltd. | No. 198 Kezhu Road, Science Park, Guangzhou Economic & Technology Development District, Guangzhou, China 510663 t (86-20) 82155555 f (86-20) 82075058 www.sgsgroup.com.cn
Guangzhou Branch Testing Center EEC Laboratory | 中国·广州·经济技术开发区科学城科珠路198号 邮编: 510663 t (86-20) 82155555 f (86-20) 82075058 sgs.china@sgs.com

Member of the SGS Group (SGS SA)

2 Test Summary

Test Item	FCC Rule No.	Requirements	Verdict
Effective (Isotropic) Radiated Power Output Data	§2.1046 §22.913 §24.232 §27.50(d) §27.50(h)	ERP≤ 7W(LTE Band 5) EIRP≤ 2W(LTE Band 2) EIRP≤ 1W(LTE Band 4, 66) EIRP≤ 2W(LTE Band 7)	PASS
Peak-Average Ratio	§22.913 §24.232 §27.50(d)	≤13dB	PASS
Modulation Characteristics	§2.1047	Digital modulation	PASS
Bandwidth	§2.1049(h)	OBW: No limit EBW: No limit	PASS
Band Edge Compliance	§2.1051 §22.917 §24.238 §27.53(h) §27.53(m)	≤ -13dBm (LTE Band5) ≤ -13dBm (LTE Band2) ≤ -13dBm (LTE Band4,66) Refer to clause 6.4 for LTE Band7	PASS
Spurious emissions at antenna terminals	§2.1051 §22.917 §24.238 §27.53(h) §27.53(m)	≤ -13dBm(LTE Band5) ≤ -13dBm(LTE Band2) ≤ -13dBm(LTE Band4,66) ≤ -25dBm(LTE Band7)	PASS
Field strength of spurious radiation	§2.1051 §22.917 §24.238 §27.53(h) §27.53(m)	≤ -13dBm(LTE Band5) ≤ -13dBm(LTE Band2) ≤ -13dBm(LTE Band4,66) ≤ -25dBm(LTE Band7)	PASS
Frequency stability	§2.1055 §22.355 §24.235 §27.54	≤ ±2.5ppm.	PASS

3 Contents

	Page
1 COVER PAGE	1
2 TEST SUMMARY	3
3 CONTENTS	4
4 GENERAL INFORMATION	6
4.1 Details of E.U.T.	6
4.2 Test Frequency	6
4.3 Test Environment	8
4.4 Description of Support Units	8
4.5 Measurement Uncertainty	8
4.6 Test Location	9
4.7 Test Facility	10
4.8 Deviation from Standards	10
4.9 Abnormalities from Standard Conditions	10
5 EQUIPMENT LIST	11
6 RADIO SPECTRUM MATTER TEST RESULTS	13
6.1 Effective (Isotropic) Radiated Power Output Data	13
6.1.1 E.U.T. Operation	13
6.1.2 Test Setup Diagram	13
6.1.3 Measurement Data	13
6.2 Peak-Average Ratio	14
6.2.1 E.U.T. Operation	14
6.2.2 Test Setup Diagram	14
6.2.3 Measurement Data	14
6.3 Bandwidth	15
6.3.1 E.U.T. Operation	15
6.3.2 Test Setup Diagram	15
6.3.3 Measurement Data	15
6.4 Band Edge Compliance	16
6.4.1 E.U.T. Operation	16
6.4.2 Test Setup Diagram	16
6.4.3 Measurement Data	17
6.5 Spurious emissions at antenna terminals	18
6.5.1 E.U.T. Operation	18
6.5.2 Test Setup Diagram	18
6.5.3 Measurement Data	18
6.6 Field strength of spurious radiation	19
6.6.1 E.U.T. Operation	19
6.6.2 Test Setup Diagram	19
6.6.3 Measurement Procedure and Data	20
6.7 Frequency stability	26
6.7.1 E.U.T. Operation	26



Unless otherwise agreed in writing, this document is issued by the Company subject to its General Conditions of Service printed overleaf, available on request or accessible at <http://www.sgs.com/en/Terms-and-Conditions.aspx> and, for electronic format documents, subject to Terms and Conditions for Electronic Documents at <http://www.sgs.com/en/Terms-and-Conditions/Terms-e-Documents.aspx>. Attention is drawn to the limitation of liability, indemnification and jurisdiction issues defined therein. Any holder of this document is advised that information contained hereon reflects the Company's findings at the time of its intervention only and within the limits of Client's instructions, if any. The Company's sole responsibility is to its Client and this document does not exonerate parties to a transaction from exercising all their rights and obligations under the transaction documents. This document cannot be reproduced except in full, without prior written approval of the Company. Any unauthorized alteration, forgery or falsification of the content or appearance of this document is unlawful and offenders may be prosecuted to the fullest extent of the law. Unless otherwise stated the results shown in this test report refer only to the sample(s) tested and such sample(s) are retained for 30 days only.

Attention: To check the authenticity of testing / inspection report & certificate, please contact us at telephone: (86-755) 8307 1443, or email: CN.Doccheck@sgs.com

6.7.2	Test Setup Diagram	26
6.7.3	Measurement Data	26
6.8	Modulation Characteristics	27
6.8.1	E.U.T. Operation	27
6.8.2	Test Setup Diagram	27
6.8.3	Measurement Data	27
7	PHOTOGRAPHS.....	28
7.1	Test Setup.....	28
7.2	EUT Constructional Details (EUT Photos).....	28



Unless otherwise agreed in writing, this document is issued by the Company subject to its General Conditions of Service printed overleaf, available on request or accessible at <http://www.sgs.com/en/Terms-and-Conditions.aspx> and, for electronic format documents, subject to Terms and Conditions for Electronic Documents at <http://www.sgs.com/en/Terms-and-Conditions/Terms-e-Documents.aspx>. Attention is drawn to the limitation of liability, indemnification and jurisdiction issues defined therein. Any holder of this document is advised that information contained hereon reflects the Company's findings at the time of its intervention only and within the limits of Client's instructions, if any. The Company's sole responsibility is to its Client and this document does not exonerate parties to a transaction from exercising all their rights and obligations under the transaction documents. This document cannot be reproduced except in full, without prior written approval of the Company. Any unauthorized alteration, forgery or falsification of the content or appearance of this document is unlawful and offenders may be prosecuted to the fullest extent of the law. Unless otherwise stated the results shown in this test report refer only to the sample(s) tested and such sample(s) are retained for 30 days only.

Attention: To check the authenticity of testing / inspection report & certificate, please contact us at telephone: (86-755) 8307 1443, or email: CN.Doccheck@sgs.com

4 General Information

4.1 Details of E.U.T.

Power supply:	DC3.7V by li-ion battery(1900mAh) Recharged by AC/DC power adapter Adapter M/N:GLH50D1000HW Adapter input: 100-240VAC, 50/60Hz, 0.40A Adapter output: DC5V/1A
Cable(s):	USB type C cable: 1m shielded cable without ferrite core
Sample Type:	Portable production
Sample NO.:	1260263900
Function:	Mobile Payment Terminal with LTE function
LTE Operation Frequency Band:	LTE FDD Band 2, 4, 5, 7, 66
Modulation Type:	QPSK, 16QAM
LTE Power Class:	Level 3
Antenna Type:	PIFA Antenna
Antenna Gain:	1dBi for band 5, 0.5dBi for band 2, 4, 7, 66
SIM Card:	This device has dual SIM Card sockets. Both the SIM sockets have been tested. SIM1 was worst case, only record SIM1.
Extreme temp. Tolerance:	-30°C to +50°C
Extreme vol. Limits:	3.4VDC to 4.2VDC (nominal: 3.7VDC)

4.2 Test Frequency

Test Mode	Nominal Bandwidth (MHz)	RF Channel		
		Low (L)	Middle (M)	High (H)
		MHz	MHz	MHz
LTE FDD Band 2	1.4	1850.7	1880	1909.3
	3	1851.5	1880	1908.5
	5	1852.5	1880	1907.5
	10	1855.0	1880	1905.0
	15	1857.5	1880	1902.5
	20	1860.0	1880	1900.0
Test Mode	Nominal Bandwidth (MHz)	RF Channel		
		Low (L)	Middle (M)	High (H)
		MHz	MHz	MHz
LTE FDD Band 4	1.4	1710.7	1732.5	1754.3
	3	1711.5	1732.5	1753.5
	5	1712.5	1732.5	1752.5



Unless otherwise agreed in writing, this document is issued by the Company subject to its General Conditions of Service printed overleaf, available on request or accessible at <http://www.sgs.com/en/Terms-and-Conditions.aspx> and, for electronic format documents, subject to Terms and Conditions for Electronic Documents at <http://www.sgs.com/en/Terms-and-Conditions/Terms-e-Documents.aspx>. Attention is drawn to the limitation of liability, indemnification and jurisdiction issues defined therein. Any holder of this document is advised that information contained hereon reflects the Company's findings at the time of its intervention only and within the limits of Client's instructions, if any. The Company's sole responsibility is to its Client and this document does not exonerate parties to a transaction from exercising all their rights and obligations under the transaction documents. This document cannot be reproduced except in full, without prior written approval of the Company. Any unauthorized alteration, forgery or falsification of the content or appearance of this document is unlawful and offenders may be prosecuted to the fullest extent of the law. Unless otherwise stated the results shown in this test report refer only to the sample(s) tested and such sample(s) are retained for 30 days only.

Attention: To check the authenticity of testing / inspection report & certificate, please contact us at telephone: (86-755) 8307 1443, or email: CN.Doccheck@sgs.com

SGS-CSTC Standards Technical Services Co., Ltd. | No. 198 Kezhu Road, Sciencetech Park, Guangzhou Economic & Technology Development District, Guangzhou, China 510663 t (86-20) 82155555 f (86-20) 82075058 www.sgsgroup.com.cn
Guangzhou Branch Testing Center EEC Laboratory | 中国·广州·经济技术开发区科学城科珠路198号 邮编: 510663 t (86-20) 82155555 f (86-20) 82075058 sgs.china@sgs.com

	10	1715.0	1732.5	1750.0
	15	1717.5	1732.5	1747.5
	20	1720.0	1732.5	1745.0
Test Mode	Nominal Bandwidth (MHz)	RF Channel		
		Low (L)	Middle (M)	High (H)
		MHz	MHz	MHz
LTE FDD Band 5	1.4	824.7	836.5	848.3
	3	825.5	836.5	847.5
	5	826.5	836.5	846.5
	10	829.0	836.5	844.0
Test Mode	Nominal Bandwidth (MHz)	RF Channel		
		Low (L)	Middle (M)	High (H)
		MHz	MHz	MHz
LTE FDD Band 7	5	2502.5	2535.0	2567.5
	10	2505.0	2535.0	2565.0
	15	2507.5	2535.0	2562.5
	20	2510.0	2535.0	2560.0

Test Mode	Nominal Bandwidth (MHz)	RF Channel		
		Low (L)	Middle (M)	High (H)
		MHz	MHz	MHz
LTE FDD Band 66	1.4	1710.7	1745.0	1779.3
	3	1711.5	1745.0	1778.5
	5	1712.5	1745.0	1777.5
	10	1715.0	1745.0	1775.0
	15	1717.5	1745.0	1772.5
	20	1720.0	1745.0	1770.0



4.3 Test Environment

Environment Parameter	Selected Values During Tests	
Relative Humidity	52%	
Atmospheric Pressure:	1000Pa	
Temperature:	TN	20 °C
Voltage:	VL	3.4 V
	VN	3.7 V
	VH	4.2 V

NOTE: VL= lower extreme test voltage
VN= nominal voltage
VH= upper extreme test voltage
TN= normal temperature

4.4 Description of Support Units

The EUT has been tested independent unit.

4.5 Measurement Uncertainty

No.	Item	Measurement Uncertainty
1	Radio Frequency	7.25×10^{-8}
2	Duty cycle	0.37%
3	Occupied Bandwidth	3%
4	RF conducted power	0.75dB
5	RF power density	2.84dB
6	Conducted Spurious emissions	0.75dB
7	RF Radiated power	5.14dB (below 1GHz)
		5.08dB (above 1GHz)
8	Radiated Spurious emission test	5.14dB (below 1GHz)
		5.08dB (above 1GHz)
9	Temperature test	1°C
10	Humidity test	3%
11	Supply voltages	1.5%
12	Time	3%



Unless otherwise agreed in writing, this document is issued by the Company subject to its General Conditions of Service printed overleaf, available on request or accessible at <http://www.sgs.com/en/Terms-and-Conditions.aspx> and, for electronic format documents, subject to Terms and Conditions for Electronic Documents at <http://www.sgs.com/en/Terms-and-Conditions/Terms-e-Documents.aspx>. Attention is drawn to the limitation of liability, indemnification and jurisdiction issues defined therein. Any holder of this document is advised that information contained hereon reflects the Company's findings at the time of its intervention only and within the limits of Client's instructions, if any. The Company's sole responsibility is to its Client and this document does not exonerate parties to a transaction from exercising all their rights and obligations under the transaction documents. This document cannot be reproduced except in full, without prior written approval of the Company. Any unauthorized alteration, forgery or falsification of the content or appearance of this document is unlawful and offenders may be prosecuted to the fullest extent of the law. Unless otherwise stated the results shown in this test report refer only to the sample(s) tested and such sample(s) are retained for 30 days only.

Attention: To check the authenticity of testing / inspection report & certificate, please contact us at telephone: (86-755) 8307 1443, or email: CN.Doccheck@sgs.com

4.6 Test Location

All tests were performed at:

SGS-CSTC Standards Technical Services Co., Ltd., Guangzhou Branch EMC Laboratory,
 198 Kezhu Road, Sciotech Park, Guangzhou Economic & Technology Development District,
 Guangzhou, China 510663

Tel: +86 20 82155555

Fax: +86 20 82075059

No tests were sub-contracted.



Unless otherwise agreed in writing, this document is issued by the Company subject to its General Conditions of Service printed overleaf, available on request or accessible at <http://www.sgs.com/en/Terms-and-Conditions.aspx> and, for electronic format documents, subject to Terms and Conditions for Electronic Documents at <http://www.sgs.com/en/Terms-and-Conditions/Terms-e-Documents.aspx>. Attention is drawn to the limitation of liability, indemnification and jurisdiction issues defined therein. Any holder of this document is advised that information contained hereon reflects the Company's findings at the time of its intervention only and within the limits of Client's instructions, if any. The Company's sole responsibility is to its Client and this document does not exonerate parties to a transaction from exercising all their rights and obligations under the transaction documents. This document cannot be reproduced except in full, without prior written approval of the Company. Any unauthorized alteration, forgery or falsification of the content or appearance of this document is unlawful and offenders may be prosecuted to the fullest extent of the law. Unless otherwise stated the results shown in this test report refer only to the sample(s) tested and such sample(s) are retained for 30 days only.

Attention: To check the authenticity of testing / inspection report & certificate, please contact us at telephone: (86-755) 8307 1443, or email: CN.Doccheck@sgs.com

4.7 Test Facility

The test facility is recognized, certified, or accredited by the following organizations:

● **NVLAP (Lab Code: 200611-0)**

SGS-CSTC Standards Technical Services Co., Ltd., Guangzhou EMC Laboratory is accredited by the National Voluntary Laboratory Accreditation Program (NVLAP/NIST). NVLAP Code: 200611-0.

The report must not be used by the client to claim product certification, approval, or endorsement by NVLAP, NIST, or any agency of the Federal Government.

● **ACMA**

SGS-CSTC Standards Technical Services Co., Ltd., EMC Laboratory can also perform testing for the Australian/New Zealand Regulatory Compliance Mark (RCM).

● **SGS UK(Certificate No.: 32), SGS-TUV SAARLAND and SGS-FIMKO**

Have approved SGS-CSTC Standards Technical Services Co., Ltd., EMC Laboratory as a supplier of EMC TESTING SERVICES and SAFETY TESTING SERVICES.

● **CNAS (Lab Code: L0167)**

SGS-CSTC Standards Technical Services Co., Ltd., EMC Laboratory has been assessed and in compliance with CNAS-CL01:2018 accreditation criteria for testing laboratories (identical to ISO/IEC 17025:2017 General Requirements) for the Competence of Testing Laboratories.

● **FCC Recognized Accredited Test Firm(Registration No.: 486818)**

SGS-CSTC Standards Technical Services Co., Ltd., EMC Laboratory has been accredited and fully described in a report filed with the (FCC) Federal Communications Commission. The acceptance letter from the FCC is maintained in our files. Designation Number: CN5016, Test Firm Registration Number: 486818.

● **ISED (Registration No.: 4620B, CAB identifier: CN0052)**

SGS-CSTC Standards Technical Services Co., Ltd., has been registered by Innovation Science and Economic Development Canada for Wireless Device Testing laboratories to test to Canadian radio equipment requirements. Registration No. 4620B, CAB identifier: CN0052.

● **VCCI (Registration No.: R-12460, C-12584, G-20107 and T-11179)**

The 10m Semi-anechoic chamber, 966 Anechoic Chamber and Shielded Room of SGS-CSTC Standards Technical Services Co., Ltd. have been registered in accordance with the Regulations for Voluntary Control Measures with Registration No.: R-12460, C-12584, G-20107 and T-11179 respectively.

● **CBTL (Lab Code: TL129)**

SGS-CSTC Standards Technical Services Co., Ltd., E&E Laboratory has been assessed and fully comply with the requirements of ISO/IEC 17025:2017, the Basic Rules, IECEE 01 and Rules of procedure IECEE 02, and the relevant IECEE CB-Scheme Operational documents.

4.8 Deviation from Standards

None

4.9 Abnormalities from Standard Conditions

None



Unless otherwise agreed in writing, this document is issued by the Company subject to its General Conditions of Service printed overleaf, available on request or accessible at <http://www.sgs.com/en/Terms-and-Conditions.aspx> and, for electronic format documents, subject to Terms and Conditions for Electronic Documents at <http://www.sgs.com/en/Terms-and-Conditions/Terms-e-Documents.aspx>. Attention is drawn to the limitation of liability, indemnification and jurisdiction issues defined therein. Any holder of this document is advised that information contained hereon reflects the Company's findings at the time of its intervention only and within the limits of Client's instructions, if any. The Company's sole responsibility is to its Client and this document does not exonerate parties to a transaction from exercising all their rights and obligations under the transaction documents. This document cannot be reproduced except in full, without prior written approval of the Company. Any unauthorized alteration, forgery or falsification of the content or appearance of this document is unlawful and offenders may be prosecuted to the fullest extent of the law. Unless otherwise stated the results shown in this test report refer only to the sample(s) tested and such sample(s) are retained for 30 days only.

Attention: To check the authenticity of testing / inspection report & certificate, please contact us at telephone: (86-755) 8307 1443, or email: CN.Doccheck@sgs.com

5 Equipment List

RF conducted test					
Test Equipment	Manufacturer	Model No.	Inventory No.	Cal. Date	Cal. Due date
EXA Signal Analyzer(10Hz-44GHz)	Agilent Technologies	N9010A	EMC2138	2020-09-17	2021-09-16
6dB Attenuator	HP	8491A	EMC2062	2020-04-15	2022-04-14
Measurement Software	TST	TST PASS V1.0.5	N/A	N/A	N/A
MI CABLE	SGS-EMC	0.8M	EMC2136	2019-11-02	2021-11-01
Attenuator	Weinschel Associates	WA41	SEM021-09	N/A	N/A
Wideband Radio Communication Tester(CMW500)	R&S	CMW500	EMC2215	2020-09-20	2021-09-19
Power Meter (U2021XA_Ch2)	Agilent Technologies	U2021XA_Ch 2	SEM009-02	2021-05-19	2022-05-18
Temperature Chamber	GZ GongWen Co.Ltd.	GDJW-100	EMC0039	2020-07-05	2021-07-04
				2021-07-04	2022-07-03

RE in Chamber(below 1GHz)					
Test Equipment	Manufacturer	Model No.	Inventory No.	Cal. Date	Cal. Due date
Chamber cable	HangTianXing	N/A	EMC0542	2020-09-09	2022-09-08
Trilog Broadband Antenna(25MHz-1GHz)-Lab	SCHWARZBECK MESS-ELEKTRONIK	VULB 9168	SEM003-18	2019-02-22	2022-02-22
Amplifier(9kHz-1.3GHz)	HP	8447F	EMC2065	2021-05-19	2022-05-18
10m Semi-Anechoic Chamber	ETS	N/A	EMC0530	2019-10-20	2022-10-19
Test Software E3	Audix	Ver.6.120110a	GZE100-61	N/A	N/A
EMI Test Receiver(1Hz-8GHz)	Rohde & Schwarz	ESW8	EMC2220	2021-05-26	2022-05-25
Chamber cable	HangTianXing	N/A	EMC0542	2020-09-09	2022-09-08
Trilog Broadband Antenna(25MHz-1GHz)	SCHWARZBECK	VULB 9160	EMC2025	2020-09-24	2023-09-23
Signal Generator (10MHz-20GHz)	Rohde & Schwarz	SMR20	EMC0516	2021-01-11	2022-01-10
Wideband Radio Communication Tester(CMW500)	R&S	CMW500	EMC2215	2020-09-20	2021-09-19



Unless otherwise agreed in writing, this document is issued by the Company subject to its General Conditions of Service printed overleaf, available on request or accessible at <http://www.sgs.com/en/Terms-and-Conditions.aspx> and, for electronic format documents, subject to Terms and Conditions for Electronic Documents at <http://www.sgs.com/en/Terms-and-Conditions/Terms-e-Documents.aspx>. Attention is drawn to the limitation of liability, indemnification and jurisdiction issues defined therein. Any holder of this document is advised that information contained hereon reflects the Company's findings at the time of its intervention only and within the limits of Client's instructions, if any. The Company's sole responsibility is to its Client and this document does not exonerate parties to a transaction from exercising all their rights and obligations under the transaction documents. This document cannot be reproduced except in full, without prior written approval of the Company. Any unauthorized alteration, forgery or falsification of the content or appearance of this document is unlawful and offenders may be prosecuted to the fullest extent of the law. Unless otherwise stated the results shown in this test report refer only to the sample(s) tested and such sample(s) are retained for 30 days only.

Attention: To check the authenticity of testing / inspection report & certificate, please contact us at telephone: (86-755) 8307 1443, or email: CN.Doccheck@sgs.com



SGS-CSTC Standards Technical Services Co., Ltd. Guangzhou Branch

EMC-TRF-01 Rev 1.0

Report No.: GZCR210802081506

Page:

12 of 28

RE in Chamber(above 1GHz)					
Test Equipment	Manufacturer	Model No.	Inventory No.	Cal. Date	Cal. Due date
Chamber cable(Above 1GHz)	Scoflex	KMKM-8.0m	EMC0545	2020-09-09	2022-09-08
Horn Antenna(1GHz-18GHz)	SCHWARZBECK MESS- ELEKTRONIK	BBHA 9120D	EMC2026	2019-09-25	2022-09-24
1GHz-26.5 GHz Pre-Amplifier	Agilent	8449B	EMC0521	2021-01-08	2022-01-07
966 Anechoic Chamber	C.R.T	9m x 6m x 6m	EMC2142	2020-12-20	2023-12-19
EXA Signal Analyzer(10Hz-44GHz)	Keysight	N9010A	EMC2138	2020-09-17	2021-09-16
Test Software E3	Audix	Ver.6.120110a	GZE100-61	N/A	N/A
Horn Antenna(14-40GHz)	SCHWARZBECK	BBHA 9170	EMC2041	2020-06-28	2023-06-27
Microwave Broadband Preamplifier (18-40GHz)	SCHWARZBECK	BBV 9721	EMC2172	2020-09-09	2021-09-08
Wideband Radio Communication Tester(CMW500)	R&S	CMW500	EMC2215	2020-09-20	2021-09-19
Substitution Antenna	SCHWARZBECK MESS- ELEKTRONIK	BBHA 9120D	EMC2026	2019-09-25	2022-09-24
Signal Generator (10MHz-20GHz)	Rohde & Schwarz	SMR20	EMC0516	2021-01-11	2022-01-10

General used equipment					
Equipment	Manufacturer	Model No	Inventory No	Cal Date	Cal Due Date
DMM	Fluke	73	EMC0006	2020-07-06	2021-07-05
				2021-07-05	2022-07-04
DMM	Fluke	73	EMC0007	2020-07-06	2021-07-05
				2021-07-05	2022-07-04



Unless otherwise agreed in writing, this document is issued by the Company subject to its General Conditions of Service printed overleaf, available on request or accessible at <http://www.sgs.com/en/Terms-and-Conditions.aspx> and, for electronic format documents, subject to Terms and Conditions for Electronic Documents at <http://www.sgs.com/en/Terms-and-Conditions/Terms-e-Documents.aspx>. Attention is drawn to the limitation of liability, indemnification and jurisdiction issues defined therein. Any holder of this document is advised that information contained hereon reflects the Company's findings at the time of its intervention only and within the limits of Client's instructions, if any. The Company's sole responsibility is to its Client and this document does not exonerate parties to a transaction from exercising all their rights and obligations under the transaction documents. This document cannot be reproduced except in full, without prior written approval of the Company. Any unauthorized alteration, forgery or falsification of the content or appearance of this document is unlawful and offenders may be prosecuted to the fullest extent of the law. Unless otherwise stated the results shown in this test report refer only to the sample(s) tested and such sample(s) are retained for 30 days only.

Attention: To check the authenticity of testing / inspection report & certificate, please contact us at telephone: (86-755) 8307 1443, or email: CN.Doccheck@sgs.com

SGS-CSTC Standards Technical Services Co., Ltd. No. 198 Kezhu Road, Sciencetech Park, Guangzhou Economic & Technology Development District, Guangzhou, China 510663 t (86-20) 82155555 f (86-20) 82075058 www.sgsgroup.com.cn
Guangzhou Branch Testing Center EEC Laboratory 中国·广州·经济技术开发区科学城科珠路198号 邮编: 510663 t (86-20) 82155555 f (86-20) 82075058 sgs.china@sgs.com

Member of the SGS Group (SGS SA)

6 Radio Spectrum Matter Test Results

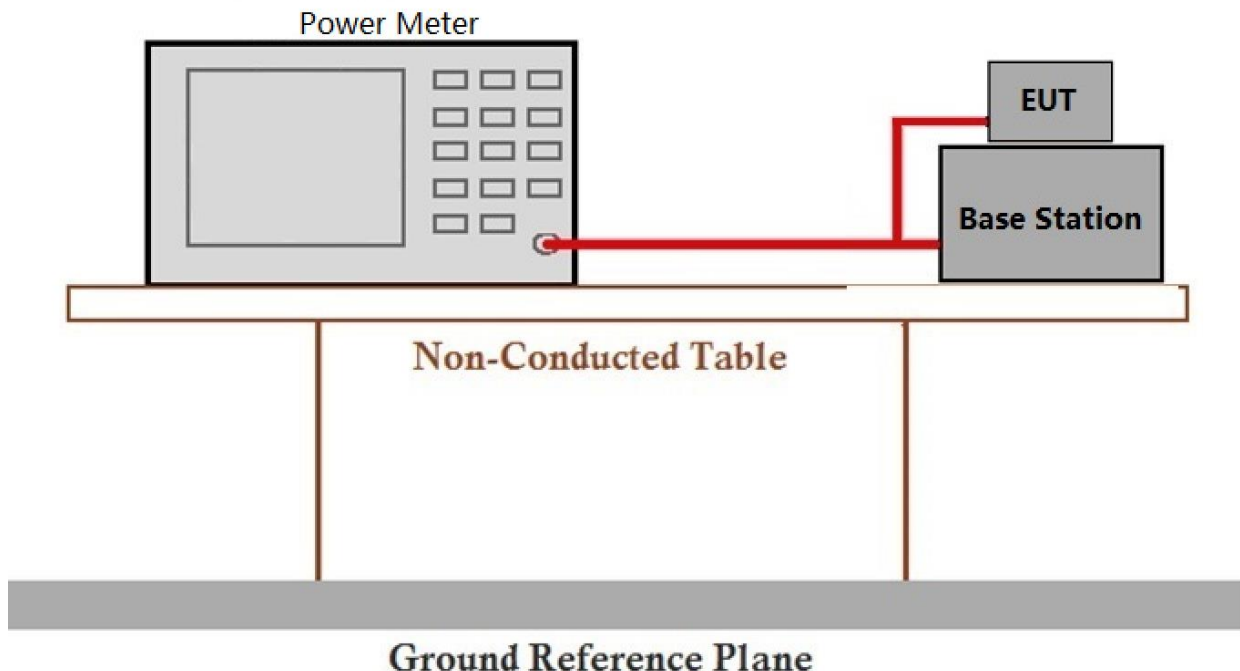
6.1 Effective (Isotropic) Radiated Power Output Data

Test Requirement: §2.1046, §22.913, §24.232, §27.50(d), §27.50(h)
 Test Method: ANSI C63.26, KDB 971168 D01 v03
 Limit:
 $ERP \leq 7W$ (LTE Band 5)
 $EIRP \leq 2W$ (LTE Band 2)
 $EIRP \leq 1W$ (LTE Band 4, 66)
 $EIRP \leq 2W$ (LTE Band 7)

6.1.1 E.U.T. Operation

Operating Environment:
 Temperature: 25.9 °C Humidity: 48.5 % RH Atmospheric Pressure: 1000 mbar
 Test mode 09: TX mode_Keep the EUT in transmitting mode

6.1.2 Test Setup Diagram



6.1.3 Measurement Data

Please refer to Appendix_LTE_RF power

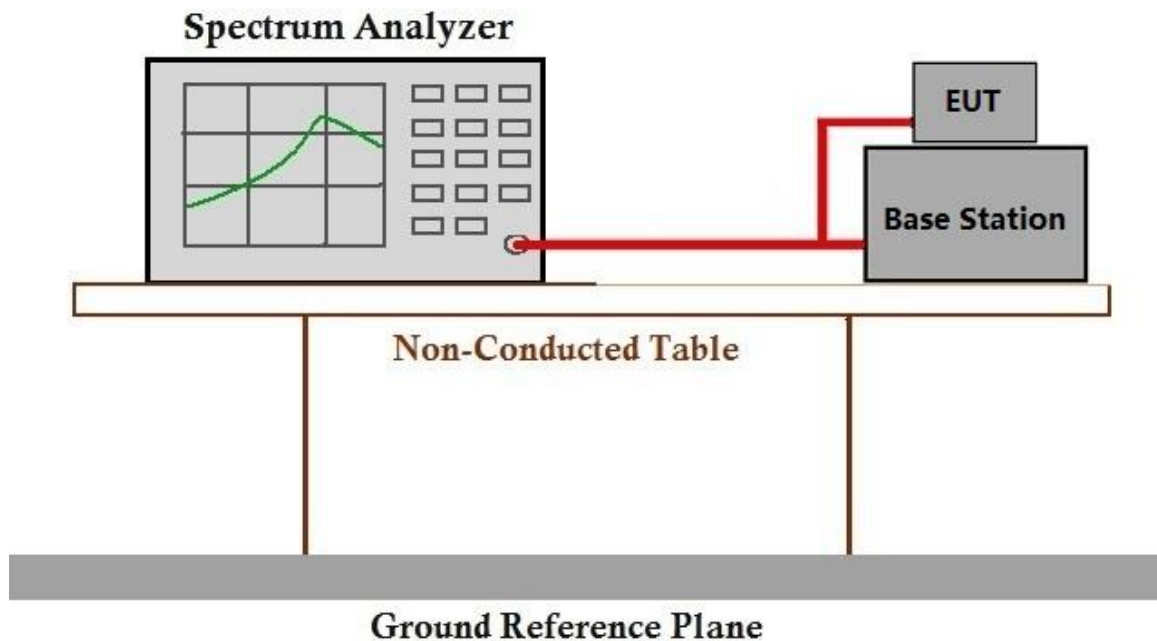
6.2 Peak-Average Ratio

Test Requirement: §22.913, §24.232, §27.50(d)
Test Method: ANSI C63.26, KDB 971168 D01 v03
Limit: ≤13dB

6.2.1 E.U.T. Operation

Operating Environment:
Temperature: 25.9 °C Humidity: 48.5 % RH Atmospheric Pressure: 1000 mbar
Test mode 09: TX mode_Keep the EUT in transmitting mode

6.2.2 Test Setup Diagram



6.2.3 Measurement Data

Please refer to Appendix_4G_Peak-Average Ratio

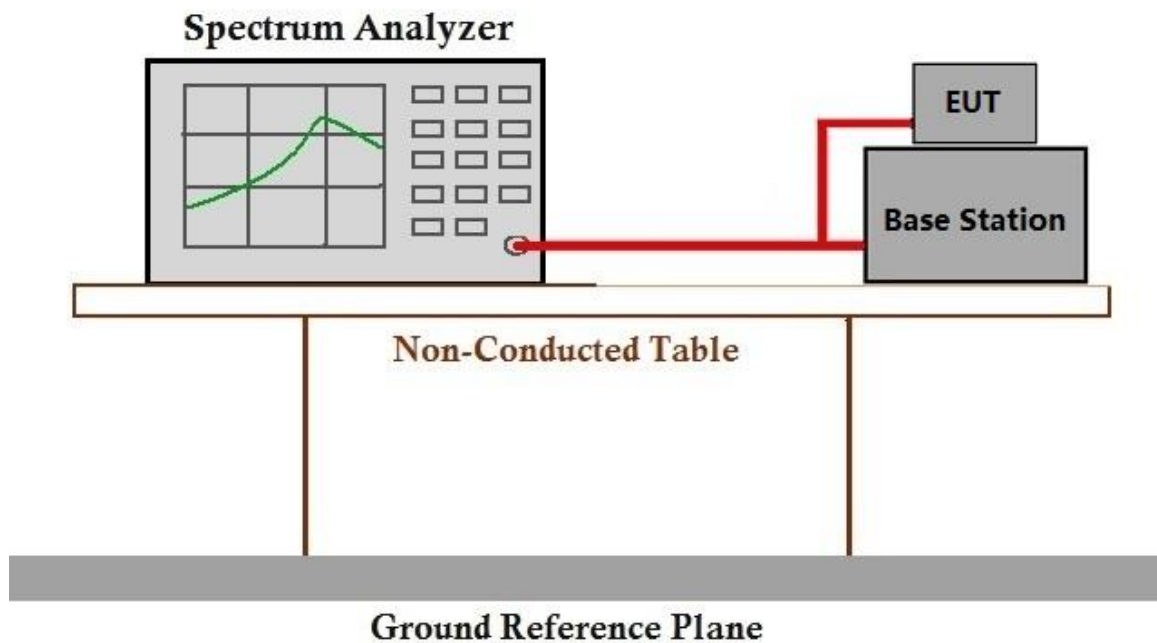
6.3 Bandwidth

Test Requirement: §2.1049(h)
Test Method: ANSI C63.26, KDB 971168 D01 v03
Limit: OBW: No limit
EBW: No limit

6.3.1 E.U.T. Operation

Operating Environment:
Temperature: 25.9 °C Humidity: 48.5 % RH Atmospheric Pressure: 1000 mbar
Test mode 09: TX mode_Keep the EUT in transmitting mode

6.3.2 Test Setup Diagram



6.3.3 Measurement Data

Please refer to Appendix_LTE_99% & 26dB Bandwidth

6.4 Band Edge Compliance

Test Requirement: §2.1051, §22.917, §24.238, §27.53(h), §27.53(m)

Test Method: ANSI C63.26, KDB 971168 D01 v03

Limit: $\leq -13\text{dBm}$ (LTE Band2,4,5,66)

For mobile digital stations, the attenuation factor shall be not less than $40 + 10 \log (P)$ dB on all frequencies between the channel edge and 5 megahertz from the channel edge, $43 + 10 \log (P)$ dB on all frequencies between 5 megahertz and X megahertz from the channel edge, and $55 + 10 \log (P)$ dB on all frequencies more than X megahertz from the channel edge, where X is the greater of 6 megahertz or the actual emission bandwidth as defined in paragraph (m)(6) of this section. In addition, the attenuation factor shall not be less than $43 + 10 \log (P)$ dB on all frequencies between 2490.5 MHz and 2496 MHz and $55 + 10 \log (P)$ dB at or below 2490.5 MHz. Mobile Satellite Service licensees operating on frequencies below 2495 MHz may also submit a documented interference complaint against BRS licensees operating on channel BRS Channel 1 on the same terms and conditions as adjacent channel BRS or EBS licensees. (LTE Band7)

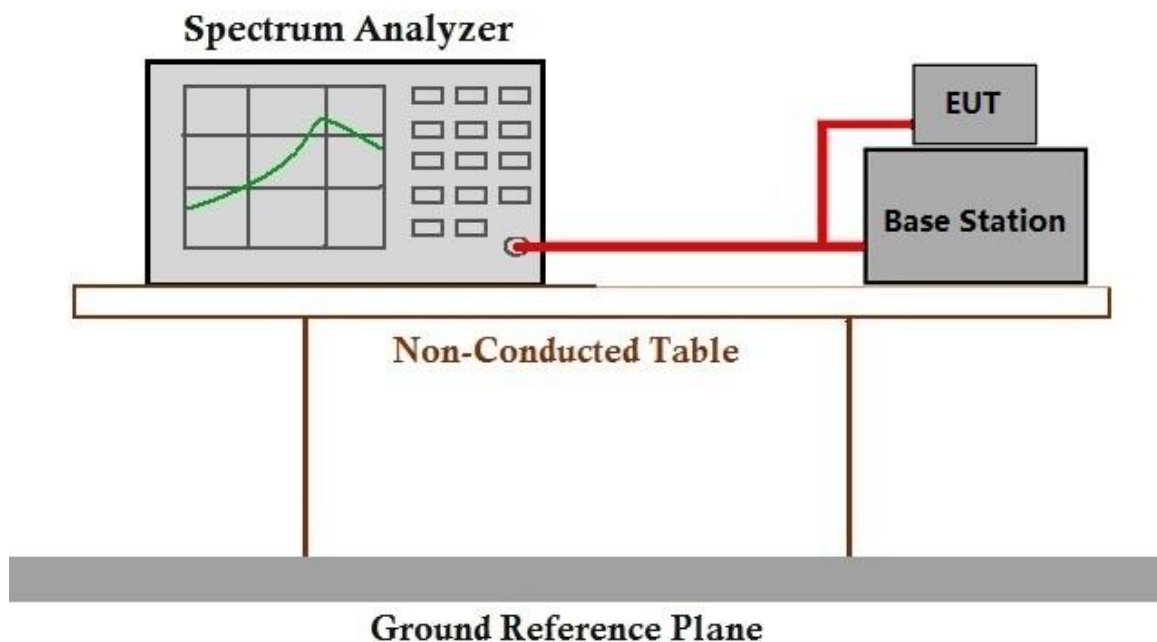
6.4.1 E.U.T. Operation

Operating Environment:

Temperature: 25.9 °C Humidity: 48.5 % RH Atmospheric Pressure: 1000 mbar

Test mode 09: TX mode_Keep the EUT in transmitting mode

6.4.2 Test Setup Diagram



6.4.3 Measurement Data

Please refer to Appendix_LTE_Spurious Emission at antenna port



Unless otherwise agreed in writing, this document is issued by the Company subject to its General Conditions of Service printed overleaf, available on request or accessible at <http://www.sgs.com/en/Terms-and-Conditions.aspx> and, for electronic format documents, subject to Terms and Conditions for Electronic Documents at <http://www.sgs.com/en/Terms-and-Conditions/Terms-e-Documents.aspx>. Attention is drawn to the limitation of liability, indemnification and jurisdiction issues defined therein. Any holder of this document is advised that information contained hereon reflects the Company's findings at the time of its intervention only and within the limits of Client's instructions, if any. The Company's sole responsibility is to its Client and this document does not exonerate parties to a transaction from exercising all their rights and obligations under the transaction documents. This document cannot be reproduced except in full, without prior written approval of the Company. Any unauthorized alteration, forgery or falsification of the content or appearance of this document is unlawful and offenders may be prosecuted to the fullest extent of the law. Unless otherwise stated the results shown in this test report refer only to the sample(s) tested and such sample(s) are retained for 30 days only.

Attention: To check the authenticity of testing / inspection report & certificate, please contact us at telephone: (86-755) 8307 1443, or email: CN.Doccheck@sgs.com

6.5 Spurious emissions at antenna terminals

Test Requirement: §2.1051, §22.917, §24.238, §27.53(h), §27.53(m)

Test Method: ANSI C63.26, KDB 971168 D01 v03

Limit:
 $\leq -13\text{dBm}(\text{LTE Band5})$
 $\leq -13\text{dBm}(\text{LTE Band2})$
 $\leq -13\text{dBm}(\text{LTE Band4,66})$
 $\leq -25\text{dBm}(\text{LTE Band7})$

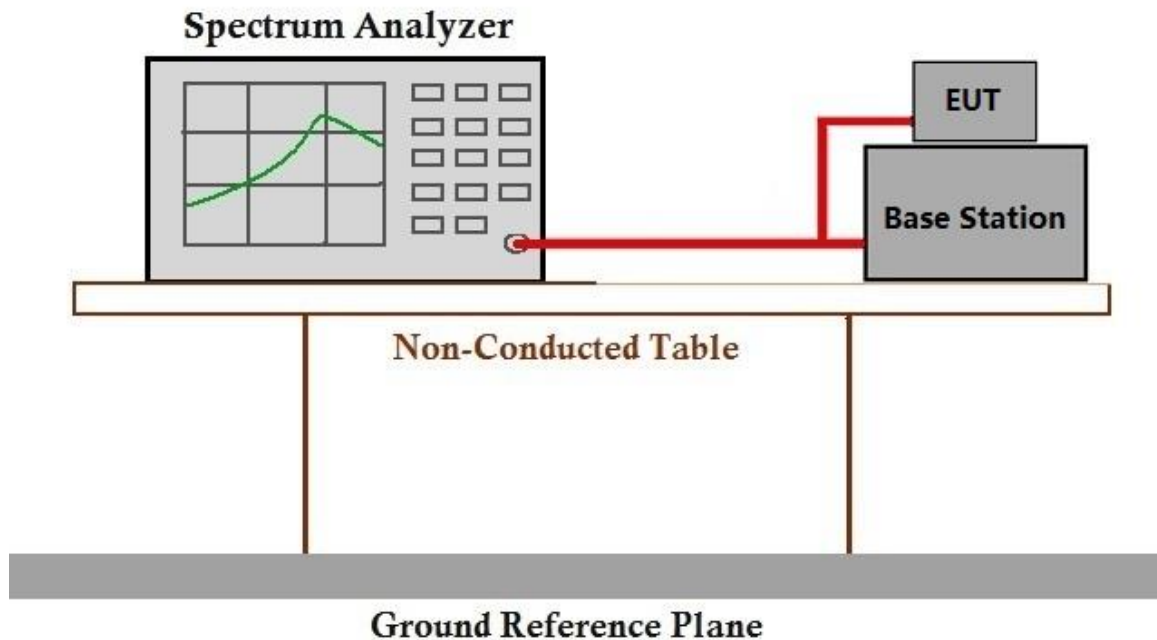
6.5.1 E.U.T. Operation

Operating Environment:

Temperature: 25.9 °C Humidity: 48.5 % RH Atmospheric Pressure: 1000 mbar

Test mode 09: TX mode_Keep the EUT in transmitting mode

6.5.2 Test Setup Diagram



6.5.3 Measurement Data

Please refer to Appendix_LTE_Spurious Emission at antenna port

6.6 Field strength of spurious radiation

Test Requirement: §2.1051, §22.917, §24.238, §27.53(h), §27.53(m)

Test Method: ANSI C63.26, KDB 971168 D01 v03

Limit:
 $\leq -13\text{dBm}(\text{LTE Band5})$
 $\leq -13\text{dBm}(\text{LTE Band2})$
 $\leq -13\text{dBm}(\text{LTE Band4,66})$
 $\leq -25\text{dBm}(\text{LTE Band7})$

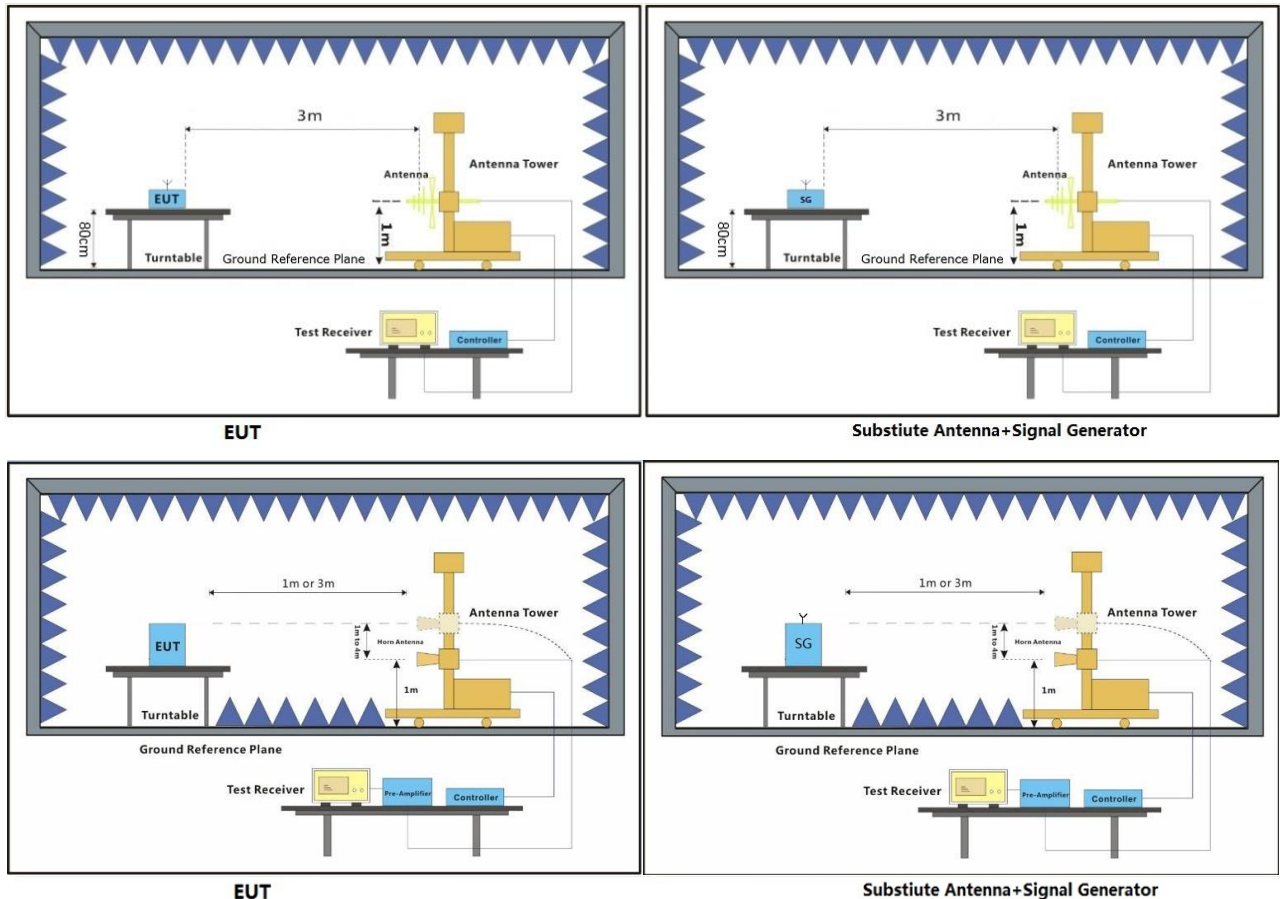
6.6.1 E.U.T. Operation

Operating Environment:

Temperature: 25.9 °C Humidity: 48.5 % RH Atmospheric Pressure: 1000 mbar

Test mode 09: TX mode_Keep the EUT in transmitting mode

6.6.2 Test Setup Diagram



6.6.3 Measurement Procedure and Data

Test Procedure:

- (1) On a test site, the EUT shall be placed on a turntable and in the position closest to the normal use as declared by the user.
- (2) The test antenna shall be oriented initially for vertical polarization located 3m from the EUT to correspond to the transmitter.
- (3) The output of the antenna shall be connected to the measuring receiver and either a peak or quasi-peak detector was used for the measurement as indicated on the report. The detector selection is based on how close the emission level was approaching the limit.
- (4) The transmitter shall be switched on; if possible, without the modulation and the measurement receiver shall be tuned to the frequency of the transmitter under test.
- (5) The test antenna shall be raised and lowered through the specified range of height until the measuring receiver detects a maximum signal level.
- (6) The transmitter shall then be rotated through 360° in the horizontal plane, until the maximum signal level is detected by the measuring receiver.
- (7) The test antenna shall be raised and lowered again through the specified range of height until the measuring receiver detects a maximum signal level.
- (8) The maximum signal level detected by the measuring receiver shall be noted.
- (9) The measurement shall be repeated with the test antenna set to horizontal polarization.
- (10) Replace the antenna with a proper Antenna (substitution antenna).
- (11) The substitution antenna shall be oriented for vertical polarization and, if necessary, the length of the substitution antenna shall be adjusted to correspond to the frequency of transmitting.
- (12) The substitution antenna shall be connected to a calibrated signal generator.
- (13) If necessary, the input attenuator setting of the measuring receiver shall be adjusted in order to increase the sensitivity of the measuring receiver.
- (14) The test antenna shall be raised and lowered through the specified range of the height to ensure that the maximum signal is received.
- (15) The input signal to substitution antenna shall be adjusted to the level that produces a level detected by the measuring receiver, that is equal to the level noted while the transmitter radiated power was measured, corrected for the change of input attenuation setting of the measuring receiver.
- (16) The input level to the substitution antenna shall be recorded as power level in dBm, corrected for any change of input attenuator setting of the measuring receiver.
- (17) The measurement shall be repeated with the test antenna and the substitution antenna oriented for horizontal polarization.

LTE Band 2-20M Low channel, Modulation: QPSK, 1 RB0								
Frequency (MHz)	EIRP (dBm)	Limit (dBm)	Over Limit (dB)	S.G. Power (dBm)	Cable loss (dB)	Antenna Gain (dBi)	Polarization (H/V)	Result
3702	-50.43	-13	-37.43	-60.11	2.92	12.6	Horizontal	Pass
5553	-47.19	-13	-34.19	-57.14	3.15	13.1	Horizontal	Pass
7404	-45.7	-13	-32.7	-54	3.4	11.7	Horizontal	Pass
3702	-50.68	-13	-37.68	-60.36	2.92	12.6	Vertical	Pass
5553	-47.06	-13	-34.06	-57.01	3.15	13.1	Vertical	Pass
7404	-45.34	-13	-32.34	-53.64	3.4	11.7	Vertical	Pass

LTE Band 2-20M Middle channel, Modulation: QPSK, 1 RB0								
Frequency (MHz)	EIRP (dBm)	Limit (dBm)	Over Limit (dB)	S.G. Power (dBm)	Cable loss (dB)	Antenna Gain (dBi)	Polarization (H/V)	Result
3742	-48.27	-13	-35.27	-57.95	2.92	12.6	Horizontal	Pass
5613	-48.08	-13	-35.08	-58.03	3.15	13.1	Horizontal	Pass
7484	-44.41	-13	-31.41	-52.71	3.4	11.7	Horizontal	Pass
3742	-47.38	-13	-34.38	-57.06	2.92	12.6	Vertical	Pass
5613	-47.49	-13	-34.49	-57.44	3.15	13.1	Vertical	Pass
7484	-45.21	-13	-32.21	-53.51	3.4	11.7	Vertical	Pass

LTE Band 2-20M High channel, Modulation: QPSK, 1 RB0								
Frequency (MHz)	EIRP (dBm)	Limit (dBm)	Over Limit (dB)	S.G. Power (dBm)	Cable loss (dB)	Antenna Gain (dBi)	Polarization (H/V)	Result
3782	-50.54	-13	-37.54	-60.22	2.92	12.6	Horizontal	Pass
5673	-48.05	-13	-35.05	-58	3.15	13.1	Horizontal	Pass
7564	-45.31	-13	-32.31	-52.86	3.85	11.4	Horizontal	Pass
3782	-51.31	-13	-38.31	-60.99	2.92	12.6	Vertical	Pass
5673	-47.6	-13	-34.6	-57.55	3.15	13.1	Vertical	Pass
7564	-45.13	-13	-32.13	-52.68	3.85	11.4	Vertical	Pass



Unless otherwise agreed in writing, this document is issued by the Company subject to its General Conditions of Service printed overleaf, available on request or accessible at <http://www.sgs.com/en/Terms-and-Conditions.aspx> and, for electronic format documents, subject to Terms and Conditions for Electronic Documents at <http://www.sgs.com/en/Terms-and-Conditions/Terms-e-Documents.aspx>. Attention is drawn to the limitation of liability, indemnification and jurisdiction issues defined therein. Any holder of this document is advised that information contained hereon reflects the Company's findings at the time of its intervention only and within the limits of Client's instructions, if any. The Company's sole responsibility is to its Client and this document does not exonerate parties to a transaction from exercising all their rights and obligations under the transaction documents. This document cannot be reproduced except in full, without prior written approval of the Company. Any unauthorized alteration, forgery or falsification of the content or appearance of this document is unlawful and offenders may be prosecuted to the fullest extent of the law. Unless otherwise stated the results shown in this test report refer only to the sample(s) tested and such sample(s) are retained for 30 days only.

Attention: To check the authenticity of testing / inspection report & certificate, please contact us at telephone: (86-755) 8307 1443, or email: CN.Doccheck@sgs.com

SGS-CSTC Standards Technical Services Co., Ltd. No. 198 Kezhu Road, Sciotech Park, Guangzhou Economic & Technology Development District, Guangzhou, China 510663 t (86-20) 82155555 f (86-20) 82075058 www.sgsgroup.com.cn
Guangzhou Branch Testing Center EEC Laboratory 中国·广州·经济技术开发区科学城科珠路198号 邮编: 510663 t (86-20) 82155555 f (86-20) 82075058 sgs.china@sgs.com

LTE Band 4-20M Low channel, Modulation: QPSK, 1 RB0								
Frequency (MHz)	EIRP (dBm)	Limit (dBm)	Over Limit (dB)	S.G. Power (dBm)	Cable loss (dB)	Antenna Gain (dBi)	Polarization (H/V)	Result
3422	-51.18	-13	-38.18	-59.69	2.99	11.5	Horizontal	Pass
5133	-47.18	-13	-34.18	-56.88	3	12.7	Horizontal	Pass
6844	-47.69	-13	-34.69	-57.11	3.08	12.5	Horizontal	Pass
3422	-50.17	-13	-37.17	-58.68	2.99	11.5	Vertical	Pass
5133	-47.03	-13	-34.03	-56.73	3	12.7	Vertical	Pass
6844	-46.78	-13	-33.78	-56.2	3.08	12.5	Vertical	Pass

LTE Band 4-20M Middle channel, Modulation: QPSK, 1 RB0								
Frequency (MHz)	EIRP (dBm)	Limit (dBm)	Over Limit (dB)	S.G. Power (dBm)	Cable loss (dB)	Antenna Gain (dBi)	Polarization (H/V)	Result
3447	-51.1	-13	-38.1	-59.61	2.99	11.5	Horizontal	Pass
5170.5	-47.28	-13	-34.28	-56.98	3	12.7	Horizontal	Pass
6894	-47.92	-13	-34.92	-57.34	3.08	12.5	Horizontal	Pass
3447	-51.51	-13	-38.51	-60.02	2.99	11.5	Vertical	Pass
5170.5	-47.51	-13	-34.51	-57.21	3	12.7	Vertical	Pass
6894	-47.23	-13	-34.23	-56.65	3.08	12.5	Vertical	Pass

LTE Band 4-20M High channel, Modulation: QPSK, 1 RB0								
Frequency (MHz)	EIRP (dBm)	Limit (dBm)	Over Limit (dB)	S.G. Power (dBm)	Cable loss (dB)	Antenna Gain (dBi)	Polarization (H/V)	Result
3472	-52.69	-13	-39.69	-61.2	2.99	11.5	Horizontal	Pass
5208	-46.64	-13	-33.64	-56.34	3	12.7	Horizontal	Pass
6944	-46.87	-13	-33.87	-56.29	3.08	12.5	Horizontal	Pass
3472	-52.37	-13	-39.37	-60.88	2.99	11.5	Vertical	Pass
5208	-46.84	-13	-33.84	-56.54	3	12.7	Vertical	Pass
6944	-46.62	-13	-33.62	-56.04	3.08	12.5	Vertical	Pass

FDD LTE Band 5-Low channel, Modulation: QPSK, Bandwidth: 10MHz, 1 RB0								
Frequency (MHz)	EIRP (dBm)	Limit (dBm)	Over Limit (dB)	S.G. Power (dBm)	Cable loss (dB)	Antenna Gain (dBi)	Polarization (H/V)	Result
1649	-57.32	-13	-44.32	-62.49	3.33	8.5	Horizontal	Pass
2473.5	-53.74	-13	-40.74	-60.74	3.4	10.4	Horizontal	Pass
3298	-50.16	-13	-37.16	-58.67	2.99	11.5	Horizontal	Pass
1649	-56.97	-13	-43.97	-62.14	3.33	8.5	Vertical	Pass
2473.5	-51.89	-13	-38.89	-58.89	3.4	10.4	Vertical	Pass
3298	-50.2	-13	-37.2	-58.71	2.99	11.5	Vertical	Pass

FDD LTE Band 5-Middle channel, Modulation: QPSK, Bandwidth: 10MHz, 1 RB0								
Frequency (MHz)	EIRP (dBm)	Limit (dBm)	Over Limit (dB)	S.G. Power (dBm)	Cable loss (dB)	Antenna Gain (dBi)	Polarization (H/V)	Result
1664	-57.57	-13	-44.57	-62.74	3.33	8.5	Horizontal	Pass
2496	-52.91	-13	-39.91	-59.91	3.4	10.4	Horizontal	Pass
3328	-50.35	-13	-37.35	-58.86	2.99	11.5	Horizontal	Pass
1664	-57.69	-13	-44.69	-62.86	3.33	8.5	Vertical	Pass
2496	-53.98	-13	-40.98	-60.98	3.4	10.4	Vertical	Pass
3328	-50.35	-13	-37.35	-58.86	2.99	11.5	Vertical	Pass

FDD LTE Band 5-High channel, Modulation: QPSK, Bandwidth: 10MHz, 1 RB0								
Frequency (MHz)	EIRP (dBm)	Limit (dBm)	Over Limit (dB)	S.G. Power (dBm)	Cable loss (dB)	Antenna Gain (dBi)	Polarization (H/V)	Result
1679	-56.48	-13	-43.48	-61.65	3.33	8.5	Horizontal	Pass
2518.5	-53.25	-13	-40.25	-60.64	3.21	10.6	Horizontal	Pass
3358	-49.21	-13	-36.21	-57.72	2.99	11.5	Horizontal	Pass
1679	-57.48	-13	-44.48	-62.65	3.33	8.5	Vertical	Pass
2518.5	-53.81	-13	-40.81	-61.2	3.21	10.6	Vertical	Pass
3358	-50.12	-13	-37.12	-58.63	2.99	11.5	Vertical	Pass



Unless otherwise agreed in writing, this document is issued by the Company subject to its General Conditions of Service printed overleaf, available on request or accessible at <http://www.sgs.com/en/Terms-and-Conditions.aspx> and, for electronic format documents, subject to Terms and Conditions for Electronic Documents at <http://www.sgs.com/en/Terms-and-Conditions/Terms-e-Documents.aspx>. Attention is drawn to the limitation of liability, indemnification and jurisdiction issues defined therein. Any holder of this document is advised that information contained hereon reflects the Company's findings at the time of its intervention only and within the limits of Client's instructions, if any. The Company's sole responsibility is to its Client and this document does not exonerate parties to a transaction from exercising all their rights and obligations under the transaction documents. This document cannot be reproduced except in full, without prior written approval of the Company. Any unauthorized alteration, forgery or falsification of the content or appearance of this document is unlawful and offenders may be prosecuted to the fullest extent of the law. Unless otherwise stated the results shown in this test report refer only to the sample(s) tested and such sample(s) are retained for 30 days only.

Attention: To check the authenticity of testing / inspection report & certificate, please contact us at telephone: (86-755) 8307 1443, or email: CN.Doccheck@sgs.com

SGS-CSTC Standards Technical Services Co., Ltd. No. 198 Kezhu Road, Science Park, Guangzhou Economic & Technology Development District, Guangzhou, China 510663 t (86-20) 82155555 f (86-20) 82075058 www.sgsgroup.com.cn
Guangzhou Branch Testing Center EEC Laboratory 中国·广州·经济技术开发区科学城科珠路198号 邮编: 510663 t (86-20) 82155555 f (86-20) 82075058 sgs.china@sgs.com

FDD LTE Band 7-Low channel, Modulation: QPSK, Bandwidth: 20MHz, 1 RB0								
Frequency (MHz)	EIRP (dBm)	Limit (dBm)	Over Limit (dB)	S.G. Power (dBm)	Cable loss (dB)	Antenna Gain (dBi)	Polarization (H/V)	Result
5002	-48.62	-25	-23.62	-58.32	3	12.7	Horizontal	Pass
7503	-44.8	-25	-19.8	-52.35	3.85	11.4	Horizontal	Pass
10004	-43.06	-25	-18.06	-51.47	3.69	12.1	Horizontal	Pass
5002	-46.92	-25	-21.92	-56.62	3	12.7	Vertical	Pass
7503	-44.24	-25	-19.24	-51.79	3.85	11.4	Vertical	Pass
10004	-42.83	-25	-17.83	-51.24	3.69	12.1	Vertical	Pass

FDD LTE Band 7-Middle channel, Modulation: QPSK, Bandwidth: 20MHz, 1 RB0								
Frequency (MHz)	EIRP (dBm)	Limit (dBm)	Over Limit (dB)	S.G. Power (dBm)	Cable loss (dB)	Antenna Gain (dBi)	Polarization (H/V)	Result
5052	-47.21	-25	-22.21	-56.91	3	12.7	Horizontal	Pass
7578	-45.75	-25	-20.75	-53.3	3.85	11.4	Horizontal	Pass
10104	-41.95	-25	-16.95	-50.36	3.69	12.1	Horizontal	Pass
5052	-47.8	-25	-22.8	-57.5	3	12.7	Vertical	Pass
7578	-45.57	-25	-20.57	-53.12	3.85	11.4	Vertical	Pass
10104	-40.64	-25	-15.64	-49.05	3.69	12.1	Vertical	Pass

FDD LTE Band 7-High channel, Modulation: QPSK, Bandwidth: 20MHz, 1 RB0								
Frequency (MHz)	EIRP (dBm)	Limit (dBm)	Over Limit (dB)	S.G. Power (dBm)	Cable loss (dB)	Antenna Gain (dBi)	Polarization (H/V)	Result
5102	-48.11	-25	-23.11	-57.81	3	12.7	Horizontal	Pass
7653	-45.39	-25	-20.39	-52.94	3.85	11.4	Horizontal	Pass
10204	-43.55	-25	-18.55	-51.96	3.69	12.1	Horizontal	Pass
5102	-47.57	-25	-22.57	-57.27	3	12.7	Vertical	Pass
7653	-44.41	-25	-19.41	-51.96	3.85	11.4	Vertical	Pass
10204	-42.11	-25	-17.11	-50.52	3.69	12.1	Vertical	Pass

FDD LTE Band66- Low channel, Modulation: QPSK, Bandwidth: 20MHz, 1 RB0								
Frequency (MHz)	EIRP (dBm)	Limit (dBm)	Over Limit (dB)	S.G. Power (dBm)	Cable loss (dB)	Antenna Gain (dBi)	Polarization (H/V)	Result
3422	-50.97	-13	-37.97	-59.48	2.99	11.5	Horizontal	Pass
5133	-47.65	-13	-34.65	-57.35	3	12.7	Horizontal	Pass
6844	-47.27	-13	-34.27	-56.69	3.08	12.5	Horizontal	Pass
3422	-51.43	-13	-38.43	-59.94	2.99	11.5	Vertical	Pass
5133	-46.2	-13	-33.2	-55.9	3	12.7	Vertical	Pass
6844	-46.37	-13	-33.37	-55.79	3.08	12.5	Vertical	Pass

FDD LTE Band66-Middle channel, Modulation: QPSK, Bandwidth: 20MHz, 1 RB0								
Frequency (MHz)	EIRP (dBm)	Limit (dBm)	Over Limit (dB)	S.G. Power (dBm)	Cable loss (dB)	Antenna Gain (dBi)	Polarization (H/V)	Result
3472	-52.05	-13	-39.05	-60.56	2.99	11.5	Horizontal	Pass
5208	-47.95	-13	-34.95	-57.65	3	12.7	Horizontal	Pass
6944	-46.18	-13	-33.18	-55.6	3.08	12.5	Horizontal	Pass
3472	-52.13	-13	-39.13	-60.64	2.99	11.5	Vertical	Pass
5208	-48.12	-13	-35.12	-57.82	3	12.7	Vertical	Pass
6944	-46.4	-13	-33.4	-55.82	3.08	12.5	Vertical	Pass

FDD LTE Band66-Middle channel, Modulation: QPSK, Bandwidth: 20MHz, 1 RB0								
Frequency (MHz)	EIRP (dBm)	Limit (dBm)	Over Limit (dB)	S.G. Power (dBm)	Cable loss (dB)	Antenna Gain (dBi)	Polarization (H/V)	Result
3522	-51.01	-13	-38.01	-60.69	2.92	12.6	Horizontal	Pass
5283	-47.44	-13	-34.44	-57.14	3	12.7	Horizontal	Pass
7044	-46	-13	-33	-54.3	3.4	11.7	Horizontal	Pass
3522	-51.13	-13	-38.13	-60.81	2.92	12.6	Vertical	Pass
5283	-47.61	-13	-34.61	-57.31	3	12.7	Vertical	Pass
7044	-44.2	-13	-31.2	-52.5	3.4	11.7	Vertical	Pass

Note: All modes have been tested and we found QPSK test mode has the worst test result. Only record the worst test result.



Unless otherwise agreed in writing, this document is issued by the Company subject to its General Conditions of Service printed overleaf, available on request or accessible at <http://www.sgs.com/en/Terms-and-Conditions.aspx> and, for electronic format documents, subject to Terms and Conditions for Electronic Documents at <http://www.sgs.com/en/Terms-and-Conditions/Terms-e-Documents.aspx>. Attention is drawn to the limitation of liability, indemnification and jurisdiction issues defined therein. Any holder of this document is advised that information contained hereon reflects the Company's findings at the time of its intervention only and within the limits of Client's instructions, if any. The Company's sole responsibility is to its Client and this document does not exonerate parties to a transaction from exercising all their rights and obligations under the transaction documents. This document cannot be reproduced except in full, without prior written approval of the Company. Any unauthorized alteration, forgery or falsification of the content or appearance of this document is unlawful and offenders may be prosecuted to the fullest extent of the law. Unless otherwise stated the results shown in this test report refer only to the sample(s) tested and such sample(s) are retained for 30 days only.

Attention: To check the authenticity of testing / inspection report & certificate, please contact us at telephone: (86-755) 8307 1443, or email: CN.Doccheck@sgs.com

6.7 Frequency stability

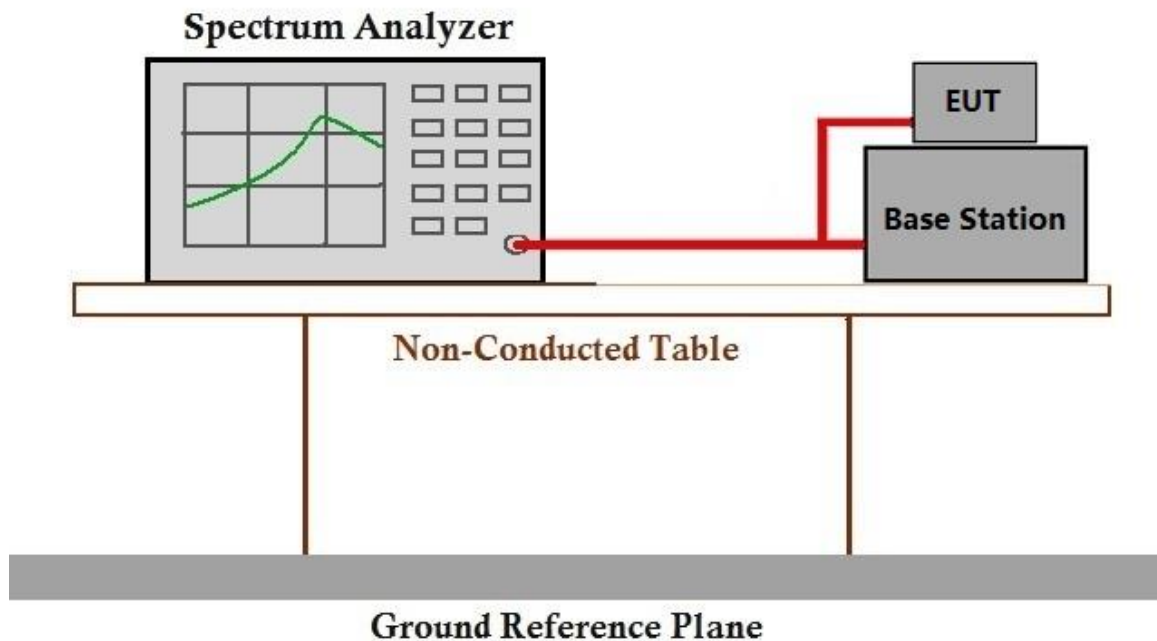
Test Requirement: §2.1055, §22.355, §24.235, §27.54
Test Method: ANSI C63.26, KDB 971168 D01 v03
Limit: $\leq \pm 2.5\text{ppm}$.

6.7.1 E.U.T. Operation

Operating Environment:

Temperature: 25.9 °C Humidity: 48.5 % RH Atmospheric Pressure: 1000 mbar
Test mode 09: TX mode_Keep the EUT in transmitting mode

6.7.2 Test Setup Diagram



6.7.3 Measurement Data

Please refer to Appendix_LTE_Frequency stability

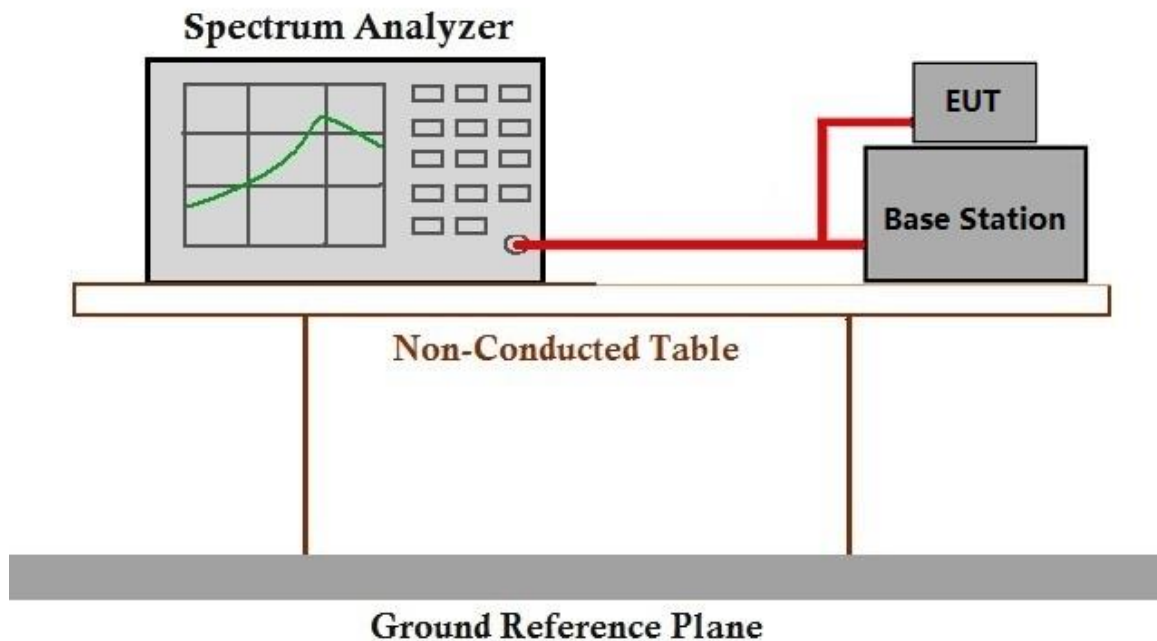
6.8 Modulation Characteristics

Test Requirement: §2.1047
Test Method: ANSI C63.26, KDB 971168 D01 v03
Limit: Digital modulation

6.8.1 E.U.T. Operation

Operating Environment:
Temperature: 25.9 °C Humidity: 48.5 % RH Atmospheric Pressure: 1000 mbar
Test mode 09: TX mode_Keep the EUT in transmitting mode

6.8.2 Test Setup Diagram



6.8.3 Measurement Data

Please refer to Appendix_LTE_Modulation Characteristics

7 Photographs

7.1 Test Setup Photos

Refer to Appendix - Setup Photos-WWAN for GZCR2108020815AT.

7.2 EUT Constructional Details (EUT Photos)

Refer to Appendix - External and Internal Photos for GZCR2108020815AT.

- End of the Report -