

# EN

## SPECIFICATIONS:

Number of keys: 84

Numbers of Multifunction Keys: 16

Materials: Aluminum Alloy Unibody+Carbon Fibre , PBT Keycaps

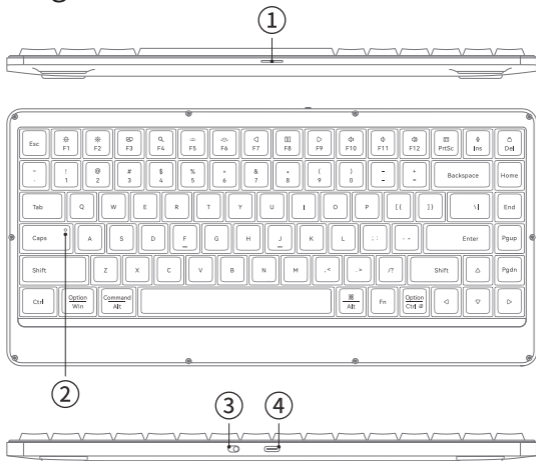
Interface: Type-C

Mode: Wired/Bluetooth

Bluetooth Name: EDGE84@Lofree

Dimensions: 318 mm x 154 mm x 16.5 mm

## Diagram:



### ① Battery Indicator

Charging: Indicator on breathing white

Charged: Indicator always on white

Battery < 20%, Indicator on breathing red

Battery < 5%, Indicator flashing till off

### ② Caps Lock Indicator(White)/Status Indicator(Blue)

· Caps Lock Indicator(White)

Indicator white light enabled: Caps lock on

Indicator white light disabled: Caps lock off

· Bluetooth Pairing Indicator(Blue)

During Bluetooth pairing, Indicator blinks slowly for 1 min,  
after success, Indicator keeps on for 3s

During device switching, Indicator flashes for 3s,  
after success, Indicator keeps on for 3s

During Bluetooth reconnection, the indicator keeps blinking  
After reconnection, the indicator keeps on for 3 seconds,  
and then recovers to the previous state

### ③ Mode Switch

OFF/ON/BT

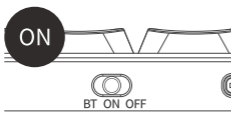
### ④ Type-C Interface

Wired/Charging port

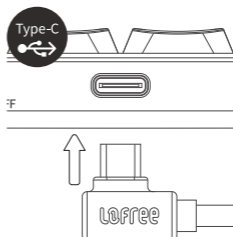
# Detailed Operation

## Wired Connection:

- 1 Toggle the mode switch to ON

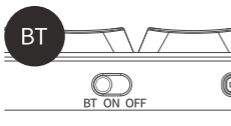


- 2 Connect the keyboard to the device with attached Type C cable to complete the wired connection mode

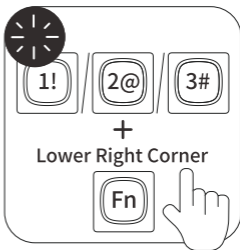


## Bluetooth Connection:

- 1 Toggle the mode switch to BT



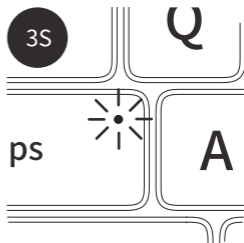
- 2 Long Press Fn+1/Fn+2 /Fn+3 until indicator blinks slowly on Blue



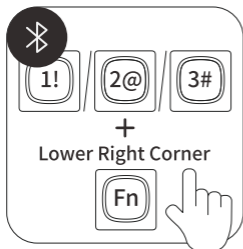
- 3 Find and pair  
“EDGE84@Lofree”  
on your list of  
paired devices



- 4 Status Indicator:  
Indicator keeps on for 3s  
and turns off

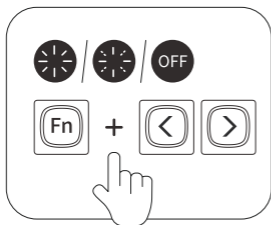


- 5 Fn+1/Fn+2/Fn+3=  
Switch Bluetooth Device







## Use of Ambient Light:

- ① Fn + ←/→ :  
Steady/Breathe/Off



## System Switch

 +  Fn+N is to trigger the corresponding system function key of windows/Android

 +  Fn+M is to trigger the corresponding system function key of Mac/IOS

## Multifunction Keys

 Fn + F1……Del = Multimedia Key

	Function Sign	Mac	Windows
FN+F1		Screen BR -	Screen BR -
FN+F2		Screen BR +	Screen BR +
FN+F3		Multi-Screen	Multi-Screen
FN+F4		Search	Search
FN+F5		Backlit -	Backlit -
FN+F6		Backlit +	Backlit +
FN+F7		Prev Song	Prev Song
FN+F8		Play/Pause	Play/Pause
FN+F9		Next Song	Next Song
FN+F10		Mute	Mute
FN+F11		VOL-	VOL -
FN+F12		VOL+	VOL+
FN+Opt/Ctrl		/	Menu
FN+Prtscl		/	Calculator
FN+Ins		/	Voice Assistant
FN+Del		/	Lock

# NAME AND CONTENT OF HAZARDOUS SUBSTANCES IN PRODUCT:



Harmful Elements	Hazardous substances					
	Lead (Pb)	Mercury (Hg)	Cadmium (Cd)	Hexavalent Chromium (Cr, VI)	Polybrominated Biphenyls (PBB)	Polybrominated Diphenyl Ethers (PBDE)
Plastic Components	O	O	O	O	O	O
Circuit Board Assembly	O	O	O	O	O	O
Silicone Components	O	O	O	O	O	O
Spare Partss	O	O	O	O	O	O

This table is prepared in accordance with the provisions of SJ/T 11364.

The classification and marking of this product was performed in accordance with the EU directive 2011/65/EU and the revised directive 2015/863/EU.

O:Indicates that the said hazardous substance contained in all the homogeneous materials for this component is below the limit requirement in GB/T 26572.

X:Indicates that this hazardous substance contained in at least one of the homogeneous materials used for this part is above the limit requirement in GB/T 26572.

## ENVIRONMENTAL PROTECTION INSTRUCTIONS:

The hazardous substances contained in the electronic parts of this product will not leak or change under normal use conditions for a period of ten years. During the same period, the electronic components of this product will not cause serious environmental pollution or serious damage to human health or property while the products are being used by the consumer.

According to the Chinese electronic industry standard SJ/T 11364-2014 and related Chinese government regulations, this product and some of its internal or external components may have an environmentally friendly use period mark, depending on the component and component manufacturer, the mark lifespan on the product and its components may vary. The expiration date on the component takes precedence over any conflicted or different UFUP label on the product.

### Warning:

- If the battery is not replaced properly, there may be leakage or explosion and personal injury hazards.
- Do not use the battery when there is leakage, discoloration, deformation, or any other abnormality.
- Do not leave the battery in a discharged or unused state for a long time.
- Do not short-circuit the product
- Battery life varies with usage. Used batteries should be disposed of in accordance with local laws or thrown away in trash cans for recycling electronic devices.
- If any liquid accidentally enters the product, please immediately disconnect the power supply and remove the product. Continue to use the product may cause fire or electric shock. Please contact the agent or the nearest customer service center for inspection and maintenance.

## FCC Statement

This equipment has been tested and found to comply with the limits for a Class B digital device, pursuant to part 15 of the FCC Rules. These limits are designed to provide reasonable protection against harmful interference in a residential installation. This equipment generates, uses and can radiate radio frequency energy and, if not installed and used in accordance with the instructions, may cause harmful interference to radio communications. However, there is no guarantee that interference will not occur in a particular installation. If this equipment does cause harm full interference to radio or television reception, which can be determined by turning the equipment off and on, the user is encouraged to try to correct the interference by one or more of the following measures:

- Reorient or relocate the receiving antenna.
- Increase the separation between the equipment and receiver.
- Connect the equipment into an outlet on a circuit different from that to which the receiver is connected.
- Consult the dealer or an experienced radio/TV technician for help.

Caution: Any changes or modifications to this device not explicitly approved by manufacturer could void your authority to operate this equipment.

This device complies with part 15 of the FCC Rules. Operation is subject to the following two conditions:

(1) This device may not cause harmful interference, and (2) this device must accept any interference received, including interference that may cause undesired operation.

Specific Absorption Rate (SAR) information:

This Device meets the government's requirements for exposure to radio waves. The guidelines are based on standards that were developed by independent scientific organizations through periodic and thorough evaluation of scientific studies. The standards include a substantial safety margin designed to assure the safety of all persons regardless of age or health. FCC RF Exposure Information and Statement the SAR limit of USA (FCC) is 1.6 W/kg averaged over one gram of tissue. Device types: Device has also been tested against this SAR limit. This device was tested for typical body-worn operations with the back of the device kept 0mm from the body. To maintain compliance with FCC RF exposure requirements, use accessories that maintain an 0mm separation distance between the user's body and the back of the device. The use of belt clips, holsters and similar accessories should not contain metallic components in its assembly. The use of accessories that do not satisfy these requirements may not comply with FCC RF exposure requirements, and should be avoided.

# LOfree

深圳市洛斐客文化有限公司

Shenzhen Lofree Culture Co.,Ltd.

深圳市宝安区西乡街道宝源路1065号F518时尚创意园F8栋

202 202-F8, F518 Idea Land, 1065 Bao Yuan Road, Shenzhen

Service Hotline/服务热线: 4006002083

[www.lofree.com.cn](http://www.lofree.com.cn)      [www.lofree.co](http://www.lofree.co)

 [lofree.co](https://www.facebook.com/lofree.co)

 [lofreeco](https://twitter.com/lofreeco)

 [lofree.co](https://www.instagram.com/lofree.co)