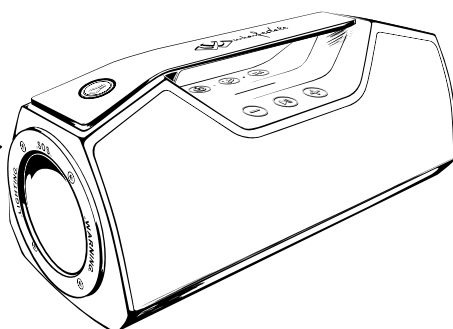




EXSON-M|B2201



Product specification

The item is a outdoor stereo bluetooth speaker. It connects to smartphone,tablet and notebook to play music.IPX7 waterproof level,come with LED emergency light and SOS light,bulit-in rechargeable lithium battery that be charged with USB adapter(5V/1-3A).

- 1)Bluetooth4.2+ Aux input
- 2)Rated power(1%DHT): 12.5 W*2
- 3)IPX7 waterproof level

tablet and notebook), then search the compatible device.Find this speaker and pair with it. Pls enter password "0000" if need password for pairing.You can play music or video on your device after pairing.



Warnings:

Pls keep the item apart from product sentive to magnetic item because it is magnetic.

Accessory

- 1)USB To Type-C charging cable*1

Bluetooth connection

When connect speaker to device at first time, please turn on bluetooth of device (smartphone,

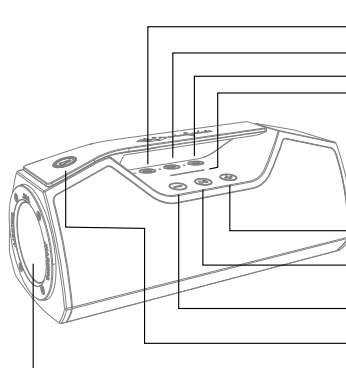


Notice

- It is forbidden to disassemble,bump,extrude this item and throw it into fire.
- Please do not keep on using it if there is a bloating.
- Please do not use it after battery was soaked and do not place it in high temperature environment.
- Danger of explosion will happen if change into the wrong battery. Please dispose the used battery according to intructions.

1

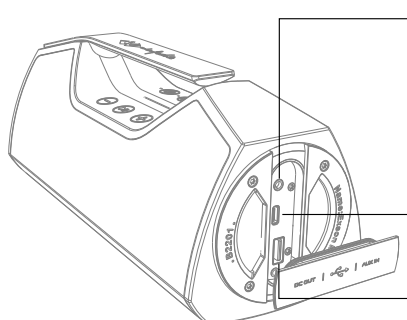
Buttons and power indicator light



- 1 On/Off:press it for 3 seconds to turn on. Short press to indicate dump energy of battery.
- 2 TWS: short press to TWS mode
- 3 Bluetooth: short press to turn on bluetooth
- 4 Power indicator light
 - 1).white: dump energy≥75%
 - 2).blue: dump energy25%-75%
 - 3).red: low battery, recommend to charge battery.
- 5 "+": short press to turn up the volume,extended press for 3 seconds to play the next music.
- 6 Play button or pause button: short press to play or pause.Extended press for 3 seconds to refuse a call.
- 7 "-": short press to turn down the volume,extended press for 3 seconds to play the last music.
- 8 Switch for LED emergency light
- 9 LED emergency light

2

Instruction about connectors



- 1 3.5mm stereo Aux connector for connected to notebook,smartphone and MP3.
- 2 DC in(5V/1-3A):Charge the device with USB via Type C connector.
- 3 DC out(5V/500mA-1A):Provide enmergency charging for portable device like smartphone. (Output DC 5V/500mA-1A)

3

Handle the simple problems.

Pls refer to the following solutions when encountered the problems as follows.If it still has a problem, pls contact local distributor. Do not repair it to preventing electric shock and making a secondary damage on device.

- 1.How to do when no sound from speaker ?
 - 1)Check whether the speaker is on.
 - 2)Check whether the battery is charged.
 - 3)Check whether the Aux line is connected.
- 2.How to do when it has distortion of sound at the high volume.
 - 1)Pls check whether batttery is out of power or USB cable is OK.Change the USB cable.Plis check whether Aux line is well connected.

Safety regulations

- 1)To ensure safety, pls read and observe the safety regulations first.
- 2)Any cut surface,uneven surface,metal parts and accessories may cause hurtness and bleeding. Pls be careful with use.

- 3)The device is not edible.Plis place it on location where children can not take it.
- 4)Plis do not refit,replace or disassemble the device. Incorrect handlings may cause short circuit,product damage and even fire.Disassembled or refitted product will be not guaranteed.
- 5)Plis do not clean the speaker's surface by any cleanser or liquid. The device only can be cleaned by cloth.
- 6)Inproperly controlling the speaker's volume possibly affects speaker's sound or cause damage of speaker.
- 7)Plis prevent falling,collision and excessive press from device.
- 8)Plis do not use it in dangerous conditions (especially in laboratory).The device may cause disturbance on sensitive conditions.
- 9)Plis stop using it at once if any abnormal occurrence occurs in use.
- 10)Exposing it in the environment of open fire and high temperature may cause a blast.

4

Warranty card

Item name : _____
Item model : _____
Buyer's address : _____
Seller's address : _____
Customersupport : _____
phone number : _____
Purchase date : _____
Seller's stamp : _____

About product warranty

According to the policy,warranty period is 12 month that starts from purchasing date.Materials and the defectives are guaranteed but must show purchase voucher(receipt or invoice that shows purchase date,purchase address,product warranty card).Defective product should be packed in original package and sent back to wholesaler.Wholesaler take charge of repairing defective product or replace news after checking it. All man-made damages are out of warranty.Warranty does not cover the update of smartphone's soft which has compatibility with speaker's WiFi and Bluetooth,data recovery,external damage.Inshed will not take the any responsibility of data storage,data loss and data damage in use and shipping.Indefective products that were confirmed will be sent back to sender and sender need to pay for test charge and freight.

www.wharfedale.com (+86) 400-8352-778
Sanecore Science & Technology Industry Park,
Jiuwei,Xixiang,ShenZhen,China

5

NOTE: This equipment has been tested and found to comply with the limits for a Class B digital device, pursuant to part 15 of the FCC Rules. These limits are designed to provide reasonable protection against harmful interference in a residential installation. This equipment generates uses and can radiate radio frequency energy and, if not installed and used in accordance with the instructions, may cause harmful interference to radio communications. However, there is no guarantee that interference will not occur in a particular installation. If this equipment does cause harmful interference to radio or television reception, which can be determined by turning the equipment off and on, the user is encouraged to try to correct the interference by one or more of the following measures:

- Reorient or relocate the receiving antenna.
- Increase the separation between the equipment and receiver.
- Connect the equipment into an outlet on a circuit different from that to which the receiver is connected.
- Consult the dealer or an experienced radio/TV technician for help

Changes or modifications not expressly approved by the party responsible for compliance could void the user's authority to operate the equipment.

This device complies with Part 15 of the FCC Rules. Operation is subject to the following two conditions:

(1) this device may not cause harmful interference, and (2) this device must accept any interference received, including interference that may cause undesired operation.