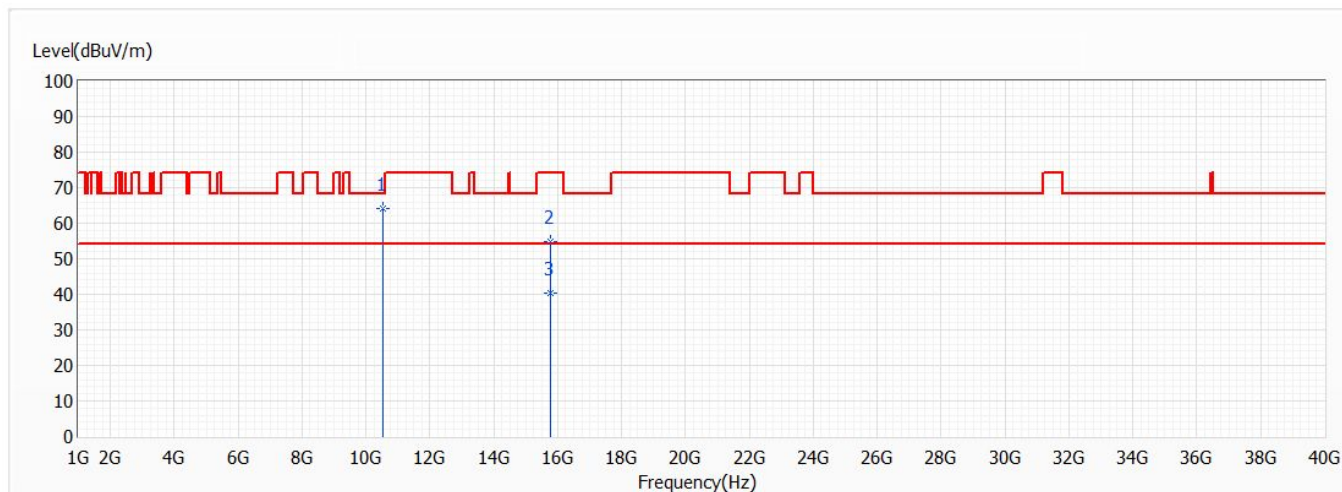


Model No	LVD1	Site	CB2-H
Test Voltage	AC 120V/60Hz	Test Date	2021/5/12
Test Mode	Mode 2: Transmit_Adapter_1A100-US1230	Engineer	Ling Chen
Polarity	Horizontal	Temperature (°C)	24.0
Test Condition	802.11a,Ant1,Ch 52,5.26G,BW20M	Humidity (%RH)	63.0

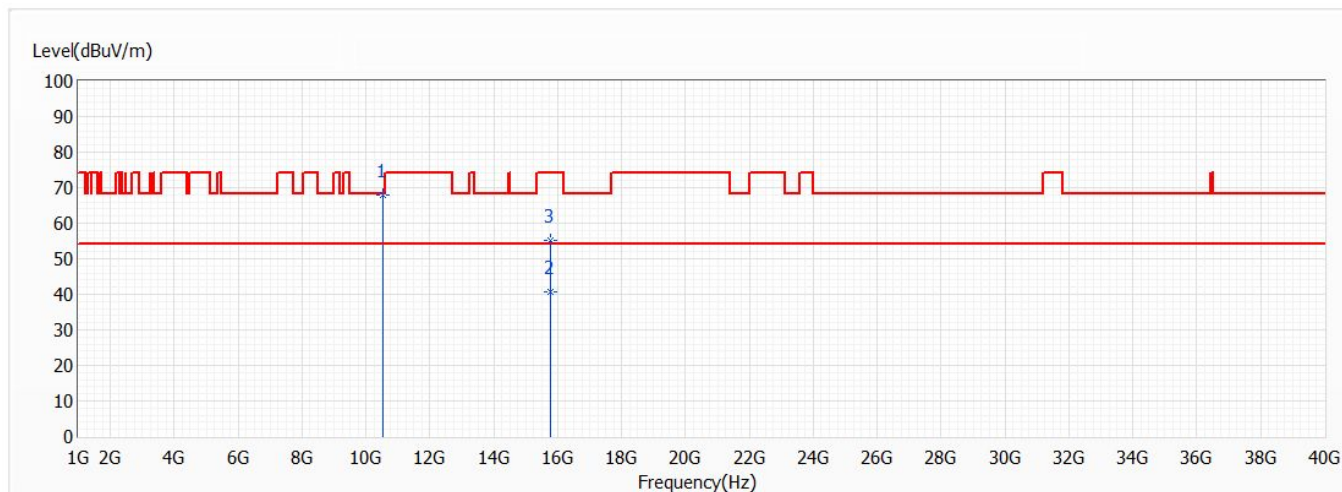


No	Frequency (MHz)	Emission Level (dBuV/m)	Limit (dBuV/m)	Margin (dB)	Reading Level (dBuV)	Correct Factor (dB)	Detector Type
* 1	10520.000	64.25	68.20	-3.95	63.27	0.98	PK
2	15780.000	54.73	74.00	-19.27	51.09	3.64	PK
3	15780.000	40.51	54.00	-13.49	36.87	3.64	AV

Note:

1. All reading above 1GHz is performed with peak and/or average measurements as necessary.
2. “ * ”, means this data is the worst value.
3. Emission Level = Reading Level + Correct Factor.
4. The average measurement was not performed when the peak measured data under the limit of average detection.
5. The emission above 18GHz were not included is because their levels are lower than 20dB from limit.

Model No	LVD1	Site	CB2-H
Test Voltage	AC 120V/60Hz	Test Date	2021/5/12
Test Mode	Mode 2: Transmit_Adapter_1A100-US1230	Engineer	Ling Chen
Polarity	Vertical	Temperature (°C)	24.0
Test Condition	802.11a,Ant1,Ch 52,5.26G,BW20M	Humidity (%RH)	63.0

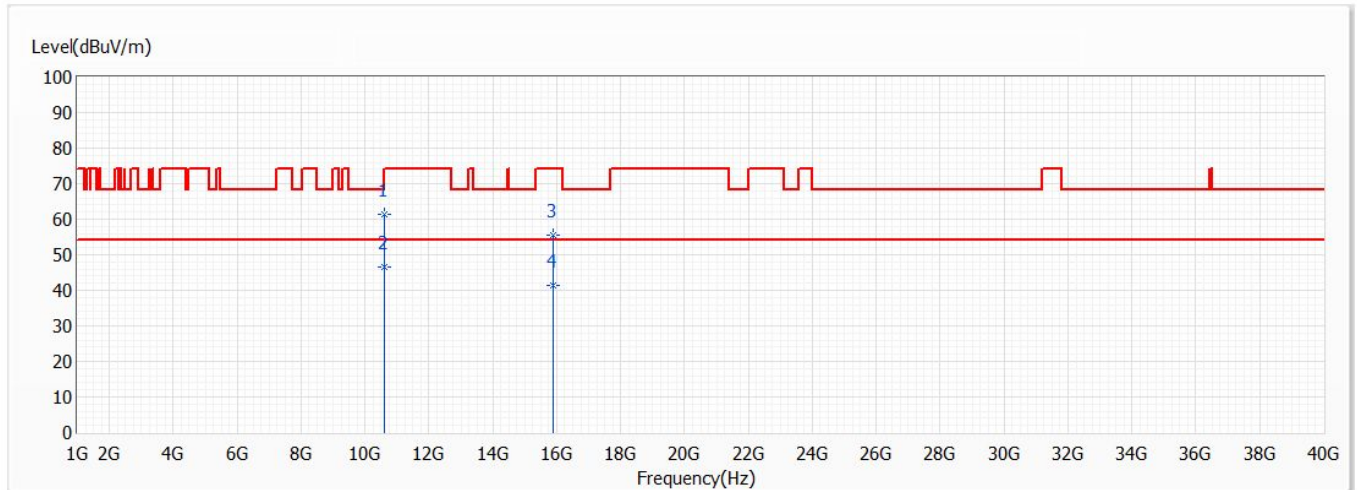


No	Frequency (MHz)	Emission Level (dBuV/m)	Limit (dBuV/m)	Margin (dB)	Reading Level (dBuV)	Correct Factor (dB)	Detector Type
* 1	10520.000	67.94	68.20	-0.26	66.96	0.98	PK
2	15780.000	40.86	74.00	-33.14	37.22	3.64	PK
3	15780.000	55.32	74.00	-18.68	51.68	3.64	PK

Note:

1. All reading above 1GHz is performed with peak and/or average measurements as necessary.
2. “ * ”, means this data is the worst value.
3. Emission Level = Reading Level + Correct Factor.
4. The average measurement was not performed when the peak measured data under the limit of average detection.
5. The emission above 18GHz were not included is because their levels are lower than 20dB from limit.

Model No	LVD1	Site	CB2-H
Test Voltage	AC 120V/60Hz	Test Date	2021/5/12
Test Mode	Mode 2: Transmit_Adapter_1A100-US1230	Engineer	Ling Chen
Polarity	Horizontal	Temperature (°C)	24.0
Test Condition	802.11a,Ant1,Ch 60,5.3G,BW20M	Humidity (%RH)	63.0

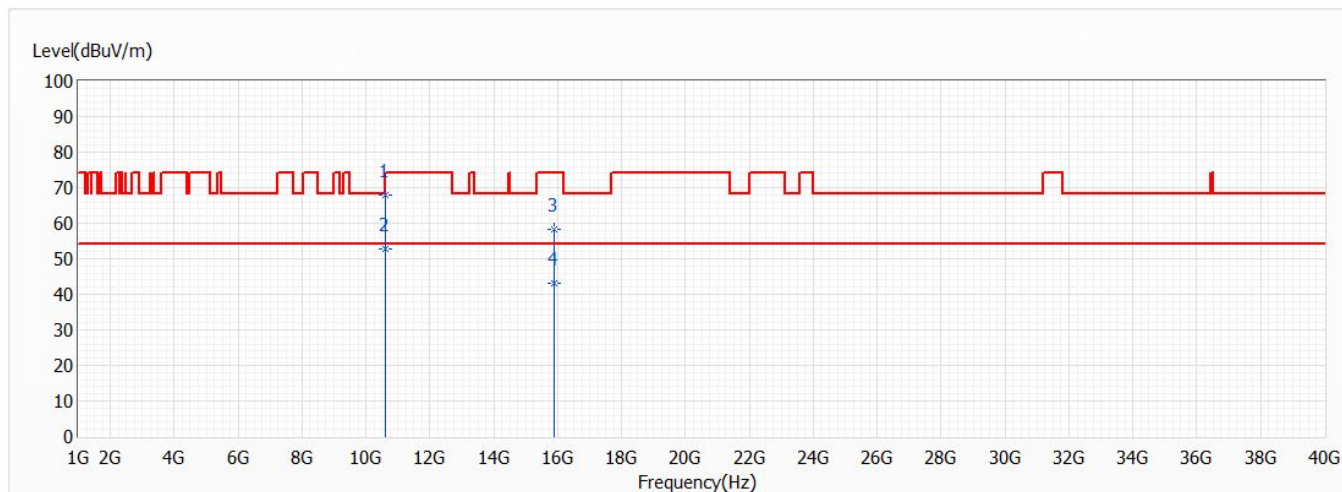


No	Frequency (MHz)	Emission Level (dBuV/m)	Limit (dBuV/m)	Margin (dB)	Reading Level (dBuV)	Correct Factor (dB)	Detector Type
* 1	10600.000	61.33	74.00	-12.67	60.20	1.13	PK
2	10600.000	46.58	54.00	-7.42	45.45	1.13	AV
3	15900.000	55.65	74.00	-18.35	52.32	3.33	PK
4	15900.000	41.26	54.00	-12.74	37.93	3.33	AV

Note:

1. All reading above 1GHz is performed with peak and/or average measurements as necessary.
2. “ * ”, means this data is the worst value.
3. Emission Level = Reading Level + Correct Factor.
4. The average measurement was not performed when the peak measured data under the limit of average detection.
5. The emission above 18GHz were not included is because their levels are lower than 20dB from limit.

Model No	LVD1	Site	CB2-H
Test Voltage	AC 120V/60Hz	Test Date	2021/5/12
Test Mode	Mode 2: Transmit_Adapter_1A100-US1230	Engineer	Ling Chen
Polarity	Vertical	Temperature (°C)	24.0
Test Condition	802.11a,Ant1,Ch 60,5.3G,BW20M	Humidity (%RH)	63.0

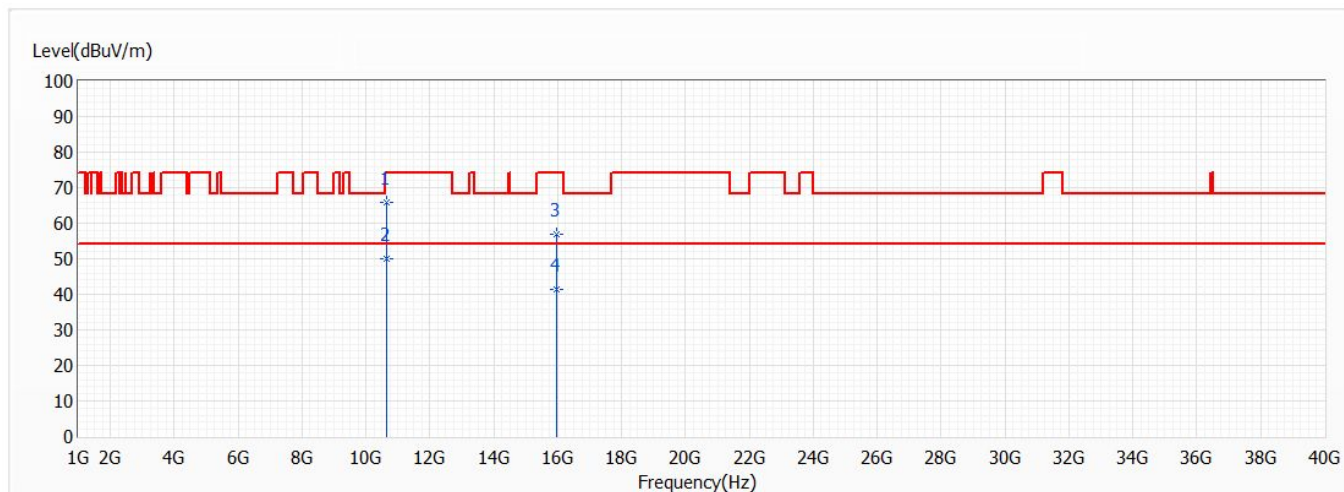


No	Frequency (MHz)	Emission Level (dBuV/m)	Limit (dBuV/m)	Margin (dB)	Reading Level (dBuV)	Correct Factor (dB)	Detector Type
* 1	10600.000	67.82	74.00	-6.18	66.69	1.13	PK
2	10600.000	52.93	54.00	-1.07	51.80	1.13	AV
3	15900.000	58.15	74.00	-15.85	54.82	3.33	PK
4	15900.000	43.09	54.00	-10.91	39.76	3.33	AV

Note:

1. All reading above 1GHz is performed with peak and/or average measurements as necessary.
2. “ * ”, means this data is the worst value.
3. Emission Level = Reading Level + Correct Factor.
4. The average measurement was not performed when the peak measured data under the limit of average detection.
5. The emission above 18GHz were not included is because their levels are lower than 20dB from limit.

Model No	LVD1	Site	CB2-H
Test Voltage	AC 120V/60Hz	Test Date	2021/5/12
Test Mode	Mode 2: Transmit_Adapter_1A100-US1230	Engineer	Ling Chen
Polarity	Horizontal	Temperature (°C)	24.0
Test Condition	802.11a,Ant1,Ch 64,5.32G,BW20M	Humidity (%RH)	63.0

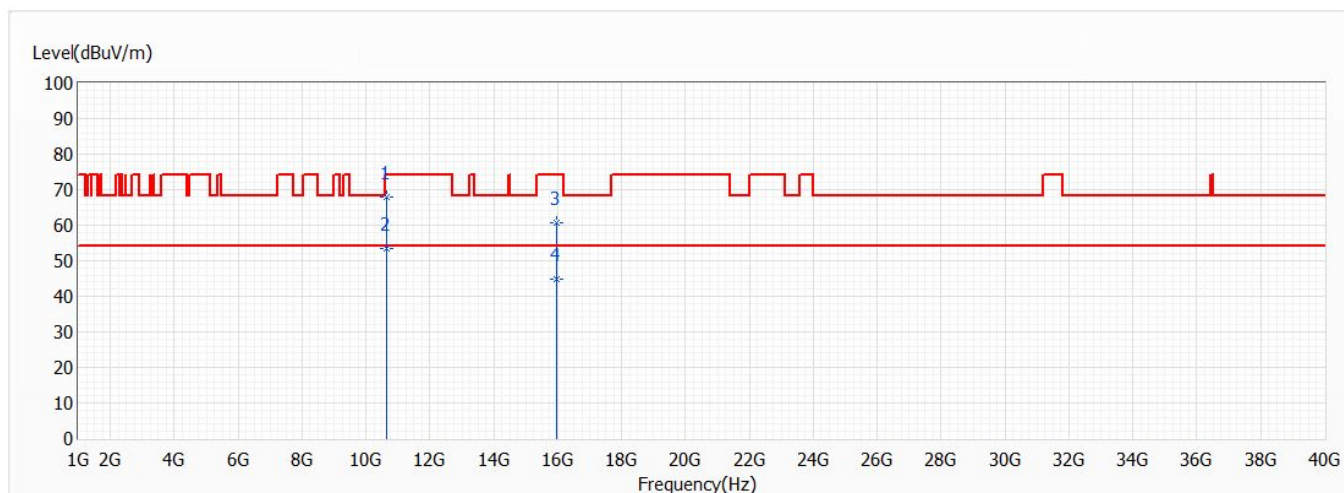


No	Frequency (MHz)	Emission Level (dBuV/m)	Limit (dBuV/m)	Margin (dB)	Reading Level (dBuV)	Correct Factor (dB)	Detector Type
1	10640.000	65.89	74.00	-8.11	64.68	1.21	PK
* 2	10640.000	49.84	54.00	-4.16	48.63	1.21	AV
3	15960.000	56.96	74.00	-17.04	53.78	3.18	PK
4	15960.000	41.31	54.00	-12.69	38.13	3.18	AV

Note:

1. All reading above 1GHz is performed with peak and/or average measurements as necessary.
2. “ * ”, means this data is the worst value.
3. Emission Level = Reading Level + Correct Factor.
4. The average measurement was not performed when the peak measured data under the limit of average detection.
5. The emission above 18GHz were not included is because their levels are lower than 20dB from limit.

Model No	LVD1	Site	CB2-H
Test Voltage	AC 120V/60Hz	Test Date	2021/5/12
Test Mode	Mode 2: Transmit_Adapter_1A100-US1230	Engineer	Ling Chen
Polarity	Vertical	Temperature (°C)	24.0
Test Condition	802.11a,Ant1,Ch 64,5.32G,BW20M	Humidity (%RH)	63.0

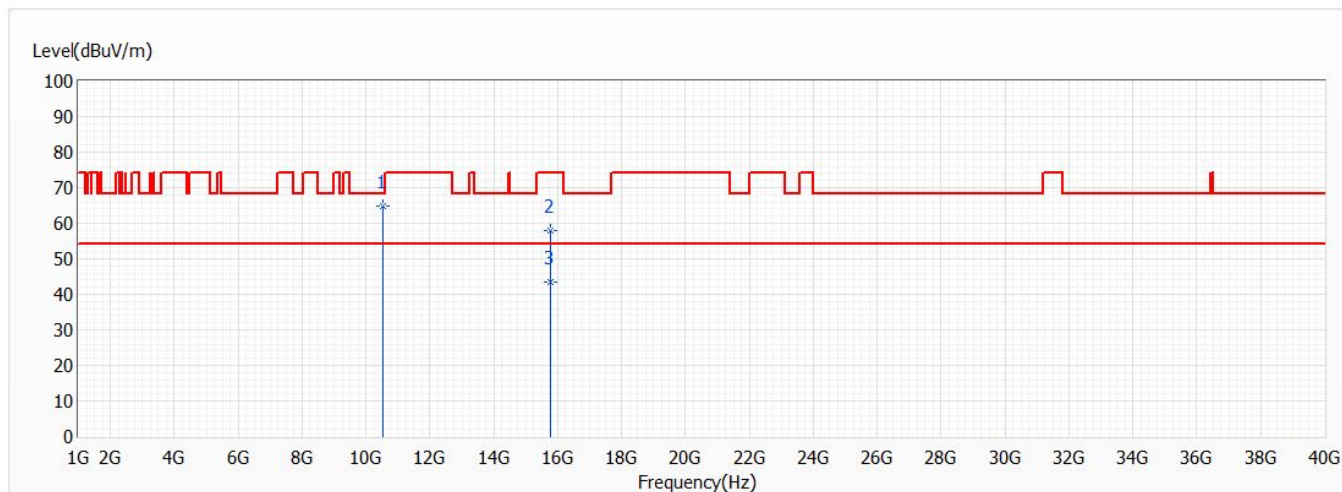


No	Frequency (MHz)	Emission Level (dBuV/m)	Limit (dBuV/m)	Margin (dB)	Reading Level (dBuV)	Correct Factor (dB)	Detector Type
1	10640.000	67.95	74.00	-6.05	66.74	1.21	PK
* 2	10640.000	53.48	54.00	-0.52	52.27	1.21	AV
3	15960.000	60.66	74.00	-13.34	57.48	3.18	PK
4	15960.000	44.91	54.00	-9.09	41.73	3.18	AV

Note:

1. All reading above 1GHz is performed with peak and/or average measurements as necessary.
2. “ * ”, means this data is the worst value.
3. Emission Level = Reading Level + Correct Factor.
4. The average measurement was not performed when the peak measured data under the limit of average detection.
5. The emission above 18GHz were not included is because their levels are lower than 20dB from limit.

Model No	LVD1	Site	CB2-H
Test Voltage	AC 120V/60Hz	Test Date	2021/5/12
Test Mode	Mode 2: Transmit_Adapter_1A100-US1230	Engineer	Ling Chen
Polarity	Horizontal	Temperature (°C)	24.0
Test Condition	CDD,802.11ac,Ant0+1,Ch 52,5.26G,BW20M	Humidity (%RH)	63.0

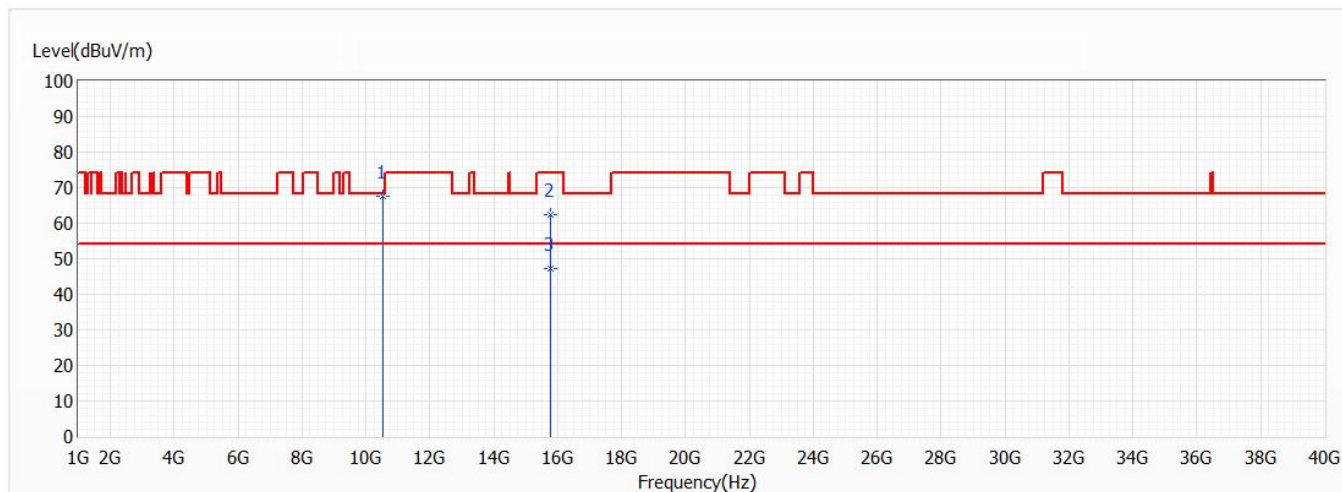


No	Frequency (MHz)	Emission Level (dBuV/m)	Limit (dBuV/m)	Margin (dB)	Reading Level (dBuV)	Correct Factor (dB)	Detector Type
* 1	10520.000	64.74	68.20	-3.46	63.76	0.98	PK
2	15780.000	58.04	74.00	-15.96	54.40	3.64	PK
3	15780.000	43.42	54.00	-10.58	39.78	3.64	AV

Note:

1. All reading above 1GHz is performed with peak and/or average measurements as necessary.
2. “ * ”, means this data is the worst value.
3. Emission Level = Reading Level + Correct Factor.
4. The average measurement was not performed when the peak measured data under the limit of average detection.
5. The emission above 18GHz were not included is because their levels are lower than 20dB from limit.

Model No	LVD1	Site	CB2-H
Test Voltage	AC 120V/60Hz	Test Date	2021/5/12
Test Mode	Mode 2: Transmit_Adapter_1A100-US1230	Engineer	Ling Chen
Polarity	Vertical	Temperature (°C)	24.0
Test Condition	CDD,802.11ac,Ant0+1,Ch 52,5.26G,BW20M	Humidity (%RH)	63.0

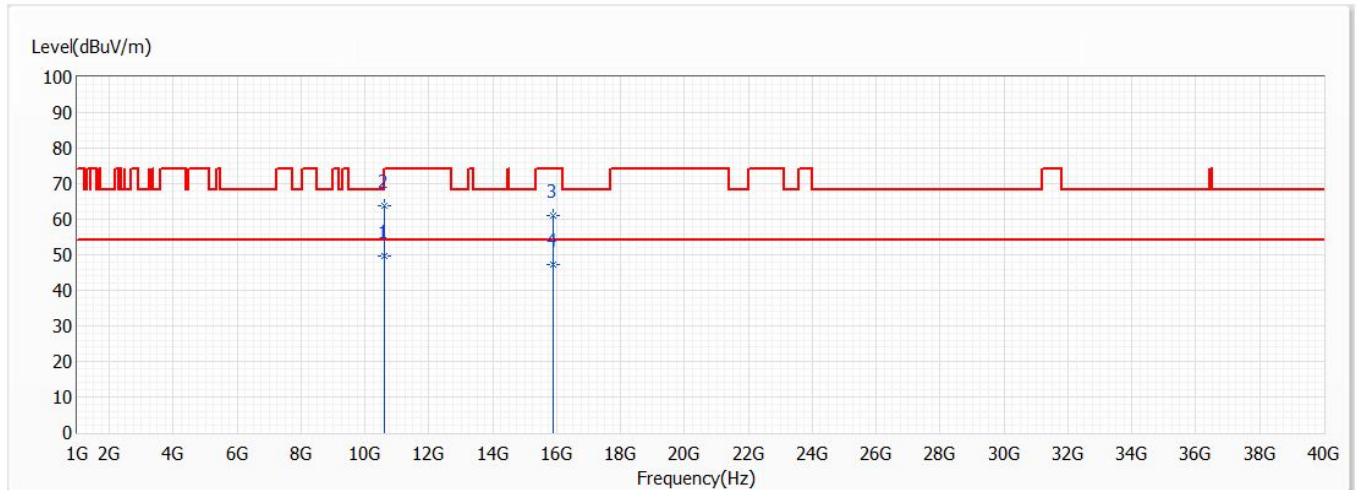


No	Frequency (MHz)	Emission Level (dBuV/m)	Limit (dBuV/m)	Margin (dB)	Reading Level (dBuV)	Correct Factor (dB)	Detector Type
* 1	10520.000	67.68	68.20	-0.52	66.70	0.98	PK
2	15780.000	62.55	74.00	-11.45	58.91	3.64	PK
3	15780.000	47.29	54.00	-6.71	43.65	3.64	AV

Note:

1. All reading above 1GHz is performed with peak and/or average measurements as necessary.
2. “ * ”, means this data is the worst value.
3. Emission Level = Reading Level + Correct Factor.
4. The average measurement was not performed when the peak measured data under the limit of average detection.
5. The emission above 18GHz were not included is because their levels are lower than 20dB from limit.

Model No	LVD1	Site	CB2-H
Test Voltage	AC 120V/60Hz	Test Date	2021/5/12
Test Mode	Mode 2: Transmit_Adapter_1A100-US1230	Engineer	Ling Chen
Polarity	Horizontal	Temperature (°C)	24.0
Test Condition	CDD,802.11ac,Ant0+1,Ch 60,5.3G,BW20M	Humidity (%RH)	63.0

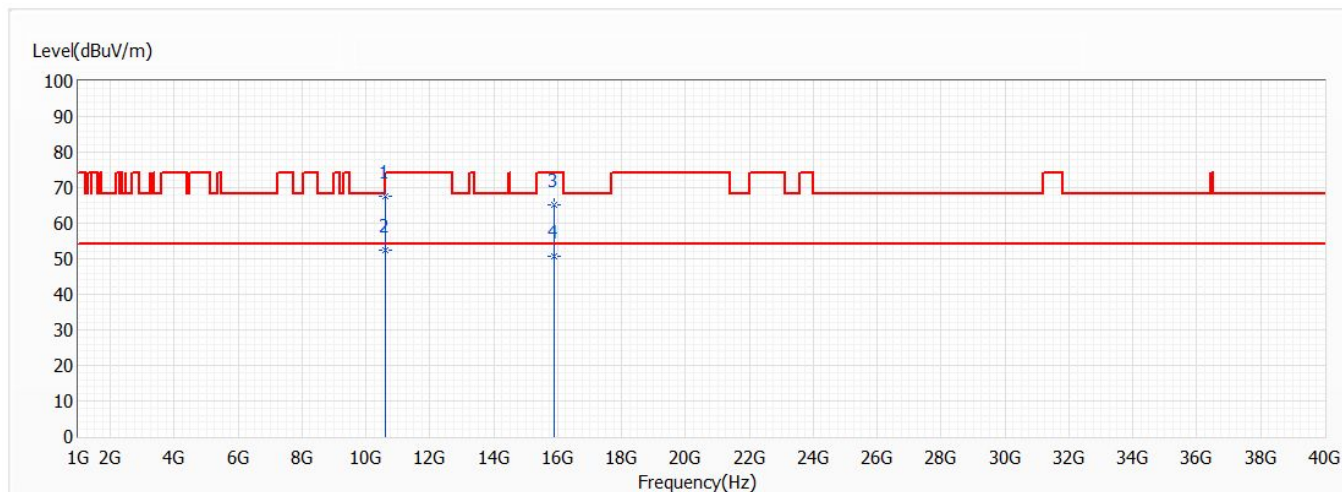


No	Frequency (MHz)	Emission Level (dBuV/m)	Limit (dBuV/m)	Margin (dB)	Reading Level (dBuV)	Correct Factor (dB)	Detector Type
1	10600.000	49.58	54.00	-4.42	48.45	1.13	AV
* 2	10600.000	63.85	74.00	-10.15	62.72	1.13	PK
3	15900.000	61.19	74.00	-12.81	57.86	3.33	PK
4	15900.000	47.11	54.00	-6.89	43.78	3.33	AV

Note:

1. All reading above 1GHz is performed with peak and/or average measurements as necessary.
2. “ * ”, means this data is the worst value.
3. Emission Level = Reading Level + Correct Factor.
4. The average measurement was not performed when the peak measured data under the limit of average detection.
5. The emission above 18GHz were not included is because their levels are lower than 20dB from limit.

Model No	LVD1	Site	CB2-H
Test Voltage	AC 120V/60Hz	Test Date	2021/5/12
Test Mode	Mode 2: Transmit_Adapter_1A100-US1230	Engineer	Ling Chen
Polarity	Vertical	Temperature (°C)	24.0
Test Condition	CDD,802.11ac,Ant0+1,Ch 60,5.3G,BW20M	Humidity (%RH)	63.0

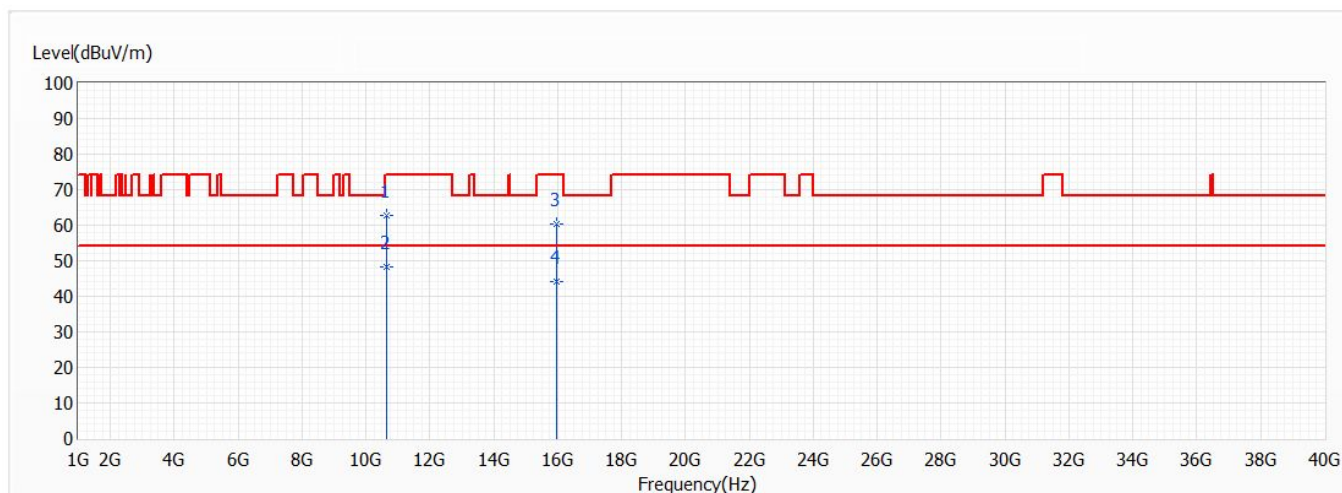


No	Frequency (MHz)	Emission Level (dBuV/m)	Limit (dBuV/m)	Margin (dB)	Reading Level (dBuV)	Correct Factor (dB)	Detector Type
* 1	10600.000	67.73	74.00	-6.27	66.60	1.13	PK
2	10600.000	52.55	54.00	-1.45	51.42	1.13	AV
3	15900.000	65.18	74.00	-8.82	61.85	3.33	PK
4	15900.000	50.81	54.00	-3.19	47.48	3.33	AV

Note:

1. All reading above 1GHz is performed with peak and/or average measurements as necessary.
2. “ * ”, means this data is the worst value.
3. Emission Level = Reading Level + Correct Factor.
4. The average measurement was not performed when the peak measured data under the limit of average detection.
5. The emission above 18GHz were not included is because their levels are lower than 20dB from limit.

Model No	LVD1	Site	CB2-H
Test Voltage	AC 120V/60Hz	Test Date	2021/5/12
Test Mode	Mode 2: Transmit_Adapter_1A100-US1230	Engineer	Ling Chen
Polarity	Horizontal	Temperature (°C)	24.0
Test Condition	802.11ac,Ant0+1,Ch 64,5.32G,BW20M	Humidity (%RH)	63.0

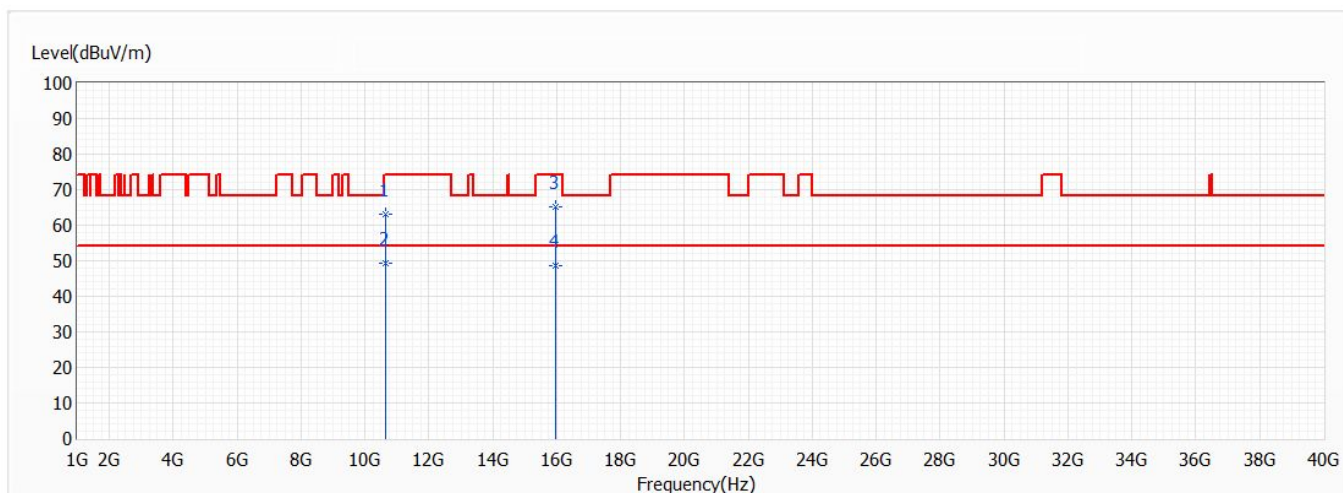


No	Frequency (MHz)	Emission Level (dBuV/m)	Limit (dBuV/m)	Margin (dB)	Reading Level (dBuV)	Correct Factor (dB)	Detector Type
1	10640.000	62.63	74.00	-11.37	61.42	1.21	PK
* 2	10640.000	48.19	54.00	-5.81	46.98	1.21	AV
3	15960.000	60.49	74.00	-13.51	57.31	3.18	PK
4	15960.000	44.28	54.00	-9.72	41.10	3.18	AV

Note:

1. All reading above 1GHz is performed with peak and/or average measurements as necessary.
2. “ * ”, means this data is the worst value.
3. Emission Level = Reading Level + Correct Factor.
4. The average measurement was not performed when the peak measured data under the limit of average detection.
5. The emission above 18GHz were not included is because their levels are lower than 20dB from limit.

Model No	LVD1	Site	CB2-H
Test Voltage	AC 120V/60Hz	Test Date	2021/5/12
Test Mode	Mode 2: Transmit_Adapter_1A100-US1230	Engineer	Ling Chen
Polarity	Vertical	Temperature (°C)	24.0
Test Condition	802.11ac,Ant0+1,Ch 64,5.32G,BW20M	Humidity (%RH)	63.0

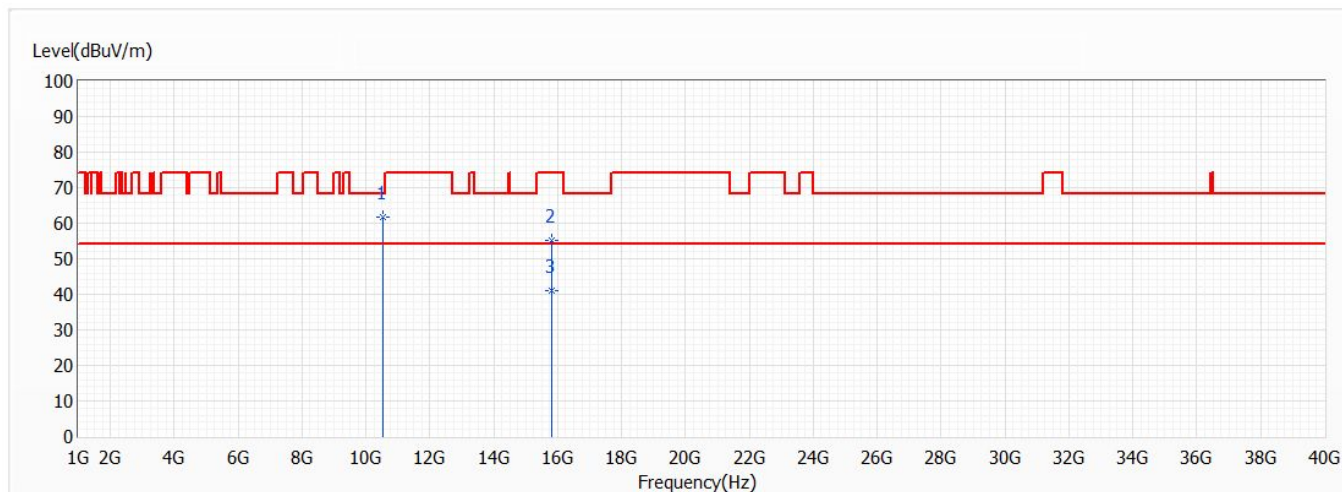


No	Frequency (MHz)	Emission Level (dBuV/m)	Limit (dBuV/m)	Margin (dB)	Reading Level (dBuV)	Correct Factor (dB)	Detector Type
1	10640.000	63.24	74.00	-10.76	62.03	1.21	PK
* 2	10640.000	49.23	54.00	-4.77	48.02	1.21	AV
3	15960.000	65.03	74.00	-8.97	61.85	3.18	PK
4	15960.000	48.59	54.00	-5.41	45.41	3.18	AV

Note:

1. All reading above 1GHz is performed with peak and/or average measurements as necessary.
2. “ * ”, means this data is the worst value.
3. Emission Level = Reading Level + Correct Factor.
4. The average measurement was not performed when the peak measured data under the limit of average detection.
5. The emission above 18GHz were not included is because their levels are lower than 20dB from limit.

Model No	LVD1	Site	CB2-H
Test Voltage	AC 120V/60Hz	Test Date	2021/5/12
Test Mode	Mode 2: Transmit_Adapter_1A100-US1230	Engineer	Ling Chen
Polarity	Horizontal	Temperature (°C)	24.0
Test Condition	802.11ac,Ant0+1,Ch 54,5.27G,BW40M	Humidity (%RH)	63.0

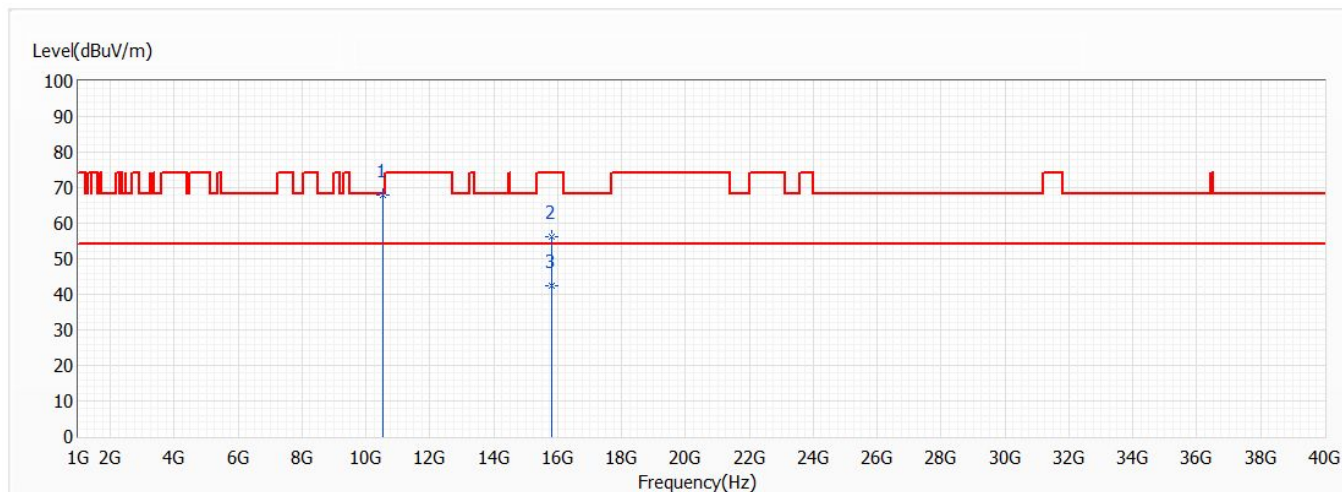


No	Frequency (MHz)	Emission Level (dBuV/m)	Limit (dBuV/m)	Margin (dB)	Reading Level (dBuV)	Correct Factor (dB)	Detector Type
* 1	10540.000	61.64	68.20	-6.56	60.62	1.02	PK
2	15810.000	55.09	74.00	-18.91	51.52	3.57	PK
3	15810.000	41.12	54.00	-12.88	37.55	3.57	AV

Note:

1. All reading above 1GHz is performed with peak and/or average measurements as necessary.
2. “ * ”, means this data is the worst value.
3. Emission Level = Reading Level + Correct Factor.
4. The average measurement was not performed when the peak measured data under the limit of average detection.
5. The emission above 18GHz were not included is because their levels are lower than 20dB from limit.

Model No	LVD1	Site	CB2-H
Test Voltage	AC 120V/60Hz	Test Date	2021/5/12
Test Mode	Mode 2: Transmit_Adapter_1A100-US1230	Engineer	Ling Chen
Polarity	Vertical	Temperature (°C)	24.0
Test Condition	802.11ac,Ant0+1,Ch 54,5.27G,BW40M	Humidity (%RH)	63.0

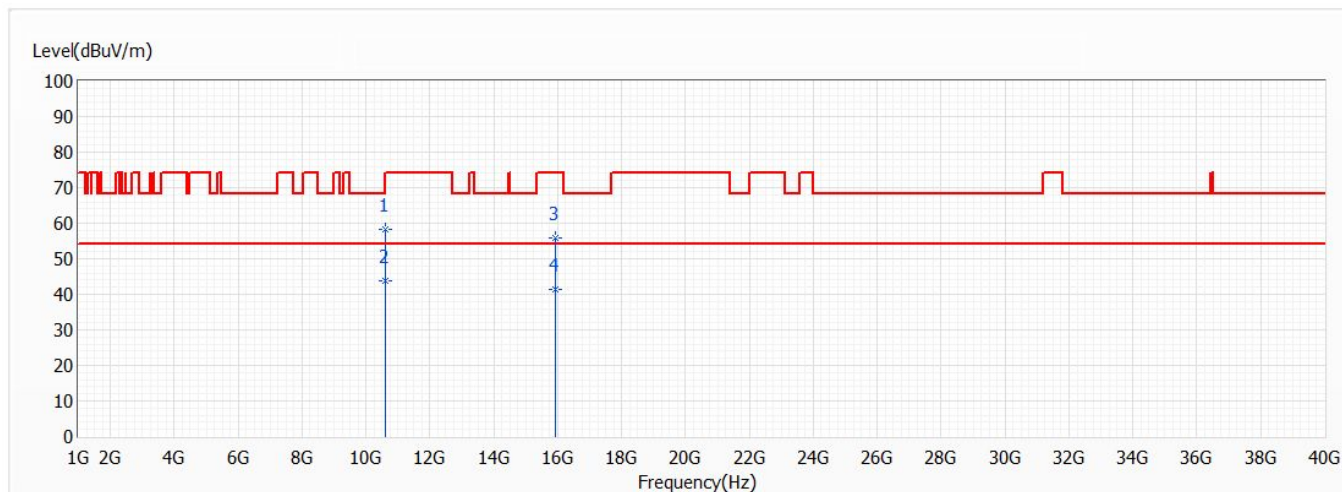


No	Frequency (MHz)	Emission Level (dBuV/m)	Limit (dBuV/m)	Margin (dB)	Reading Level (dBuV)	Correct Factor (dB)	Detector Type
* 1	10540.000	67.87	68.20	-0.33	66.85	1.02	PK
2	15810.000	56.34	74.00	-17.66	52.77	3.57	PK
3	15810.000	42.54	54.00	-11.46	38.97	3.57	AV

Note:

1. All reading above 1GHz is performed with peak and/or average measurements as necessary.
2. “ * ”, means this data is the worst value.
3. Emission Level = Reading Level + Correct Factor.
4. The average measurement was not performed when the peak measured data under the limit of average detection.
5. The emission above 18GHz were not included is because their levels are lower than 20dB from limit.

Model No	LVD1	Site	CB2-H
Test Voltage	AC 120V/60Hz	Test Date	2021/5/12
Test Mode	Mode 2: Transmit_Adapter_1A100-US1230	Engineer	Ling Chen
Polarity	Horizontal	Temperature (°C)	24.0
Test Condition	802.11ac,Ant0+1,Ch 62,5.31G,BW40M	Humidity (%RH)	63.0

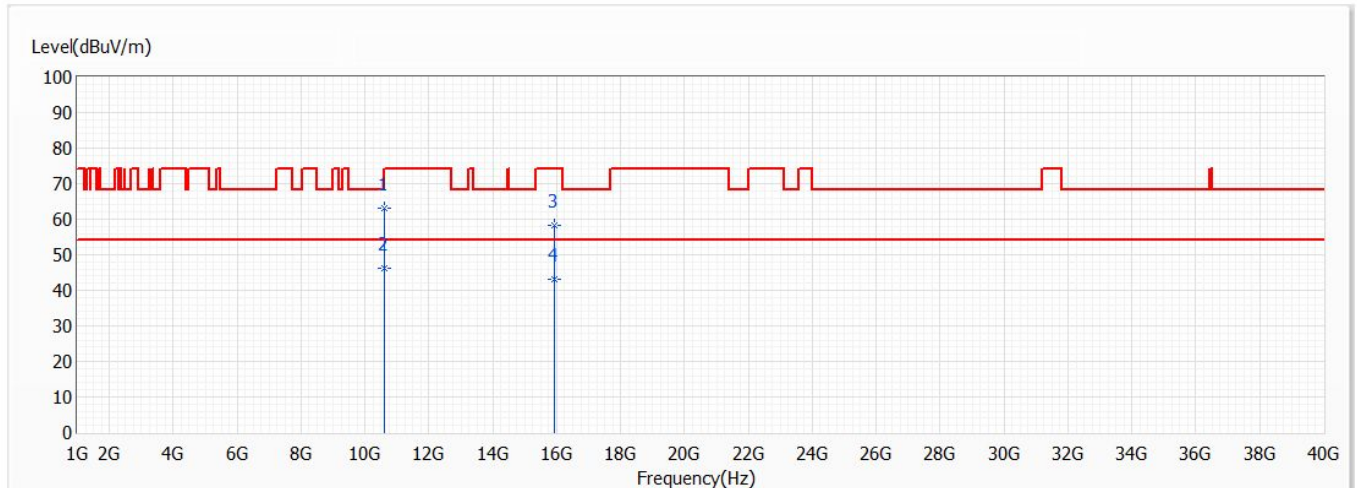


No	Frequency (MHz)	Emission Level (dBuV/m)	Limit (dBuV/m)	Margin (dB)	Reading Level (dBuV)	Correct Factor (dB)	Detector Type
1	10620.000	58.19	74.00	-15.81	57.02	1.17	PK
* 2	10620.000	43.65	54.00	-10.35	42.48	1.17	AV
3	15930.000	55.82	74.00	-18.18	52.56	3.26	PK
4	15930.000	41.29	54.00	-12.71	38.03	3.26	AV

Note:

1. All reading above 1GHz is performed with peak and/or average measurements as necessary.
2. “ * ”, means this data is the worst value.
3. Emission Level = Reading Level + Correct Factor.
4. The average measurement was not performed when the peak measured data under the limit of average detection.
5. The emission above 18GHz were not included is because their levels are lower than 20dB from limit.

Model No	LVD1	Site	CB2-H
Test Voltage	AC 120V/60Hz	Test Date	2021/5/12
Test Mode	Mode 2: Transmit_Adapter_1A100-US1230	Engineer	Ling Chen
Polarity	Vertical	Temperature (°C)	24.0
Test Condition	802.11ac,Ant0+1,Ch 62,5.31G,BW40M	Humidity (%RH)	63.0

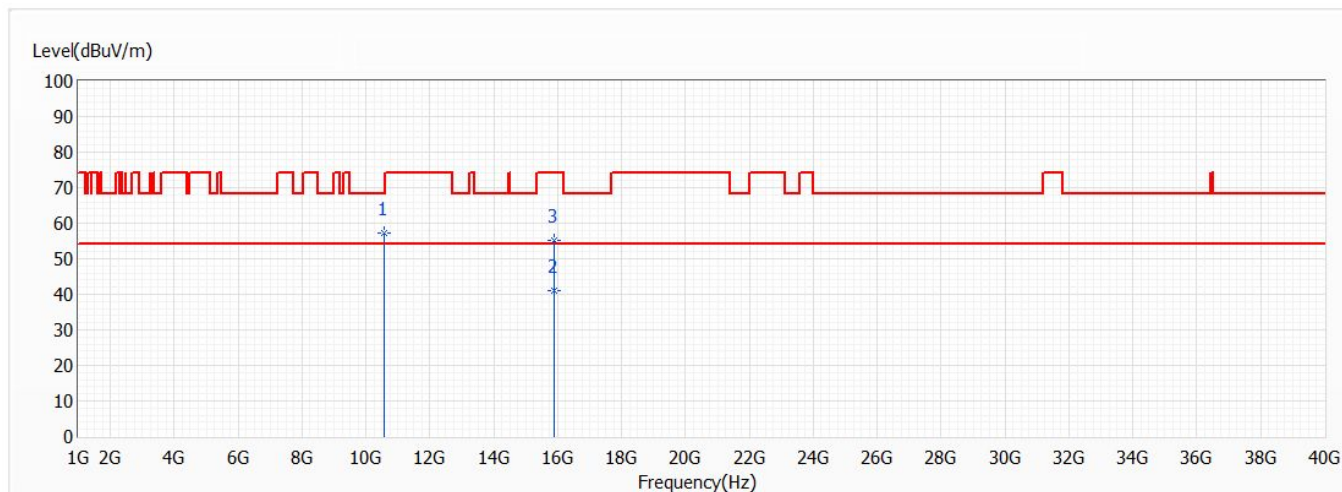


No	Frequency (MHz)	Emission Level (dBuV/m)	Limit (dBuV/m)	Margin (dB)	Reading Level (dBuV)	Correct Factor (dB)	Detector Type
1	10620.000	63.14	74.00	-10.86	61.97	1.17	PK
* 2	10620.000	46.14	54.00	-7.86	44.97	1.17	AV
3	15930.000	58.13	74.00	-15.87	54.87	3.26	PK
4	15930.000	43.02	54.00	-10.98	39.76	3.26	AV

Note:

1. All reading above 1GHz is performed with peak and/or average measurements as necessary.
2. “ * ”, means this data is the worst value.
3. Emission Level = Reading Level + Correct Factor.
4. The average measurement was not performed when the peak measured data under the limit of average detection.
5. The emission above 18GHz were not included is because their levels are lower than 20dB from limit.

Model No	LVD1	Site	CB2-H
Test Voltage	AC 120V/60Hz	Test Date	2021/5/12
Test Mode	Mode 2: Transmit_Adapter_1A100-US1230	Engineer	Ling Chen
Polarity	Horizontal	Temperature (°C)	24.0
Test Condition	802.11ac,Ant0+1,Ch 58,5.29G,BW80M	Humidity (%RH)	63.0

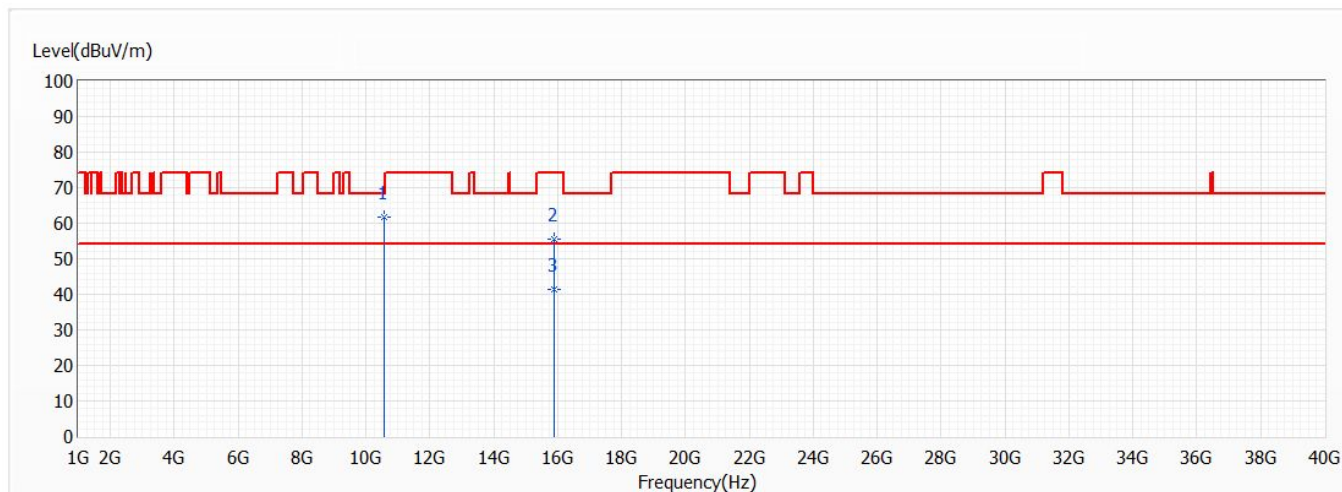


No	Frequency (MHz)	Emission Level (dBuV/m)	Limit (dBuV/m)	Margin (dB)	Reading Level (dBuV)	Correct Factor (dB)	Detector Type
* 1	10580.000	57.16	68.20	-11.04	56.07	1.09	PK
2	15870.000	41.11	54.00	-12.89	37.69	3.42	AV
3	15870.000	55.01	74.00	-18.99	51.59	3.42	PK

Note:

1. All reading above 1GHz is performed with peak and/or average measurements as necessary.
2. “ * ”, means this data is the worst value.
3. Emission Level = Reading Level + Correct Factor.
4. The average measurement was not performed when the peak measured data under the limit of average detection.
5. The emission above 18GHz were not included is because their levels are lower than 20dB from limit.

Model No	LVD1	Site	CB2-H
Test Voltage	AC 120V/60Hz	Test Date	2021/5/12
Test Mode	Mode 2: Transmit_Adapter_1A100-US1230	Engineer	Ling Chen
Polarity	Vertical	Temperature (°C)	24.0
Test Condition	802.11ac,Ant0+1,Ch 58,5.29G,BW80M	Humidity (%RH)	63.0

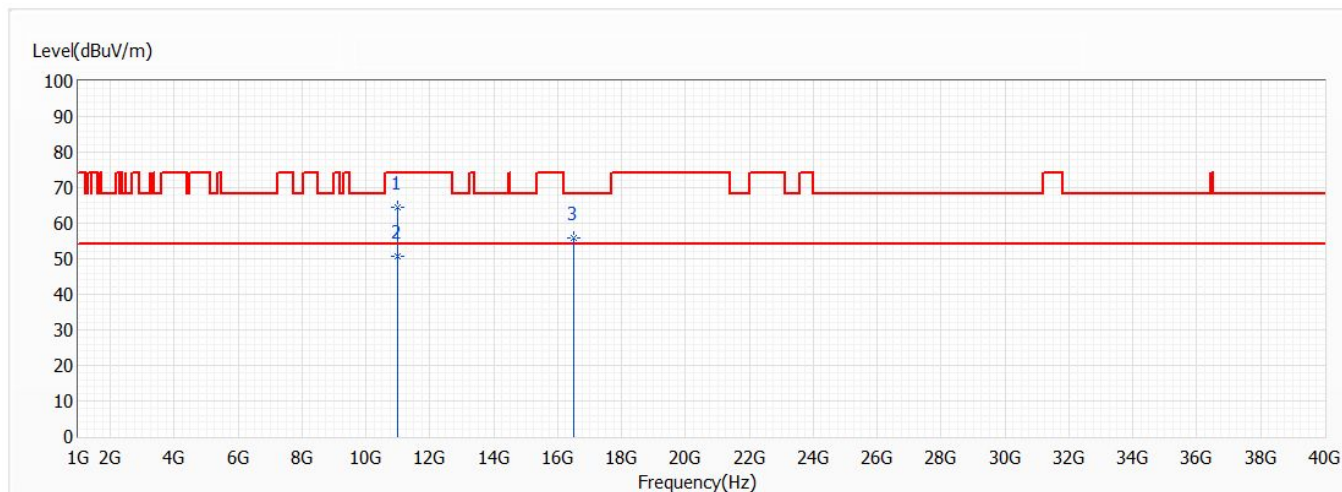


No	Frequency (MHz)	Emission Level (dBuV/m)	Limit (dBuV/m)	Margin (dB)	Reading Level (dBuV)	Correct Factor (dB)	Detector Type
* 1	10580.000	61.59	68.20	-6.61	60.50	1.09	PK
2	15870.000	55.36	74.00	-18.64	51.94	3.42	PK
3	15870.000	41.44	54.00	-12.56	38.02	3.42	AV

Note:

1. All reading above 1GHz is performed with peak and/or average measurements as necessary.
2. “ * ”, means this data is the worst value.
3. Emission Level = Reading Level + Correct Factor.
4. The average measurement was not performed when the peak measured data under the limit of average detection.
5. The emission above 18GHz were not included is because their levels are lower than 20dB from limit.

Model No	LVD1	Site	CB2-H
Test Voltage	AC 120V/60Hz	Test Date	2021/5/12
Test Mode	Mode 2: Transmit_Adapter_1A100-US1230	Engineer	Ling Chen
Polarity	Horizontal	Temperature (°C)	24.0
Test Condition	802.11a,Ant1,Ch 100,5.5G,BW20M	Humidity (%RH)	63.0

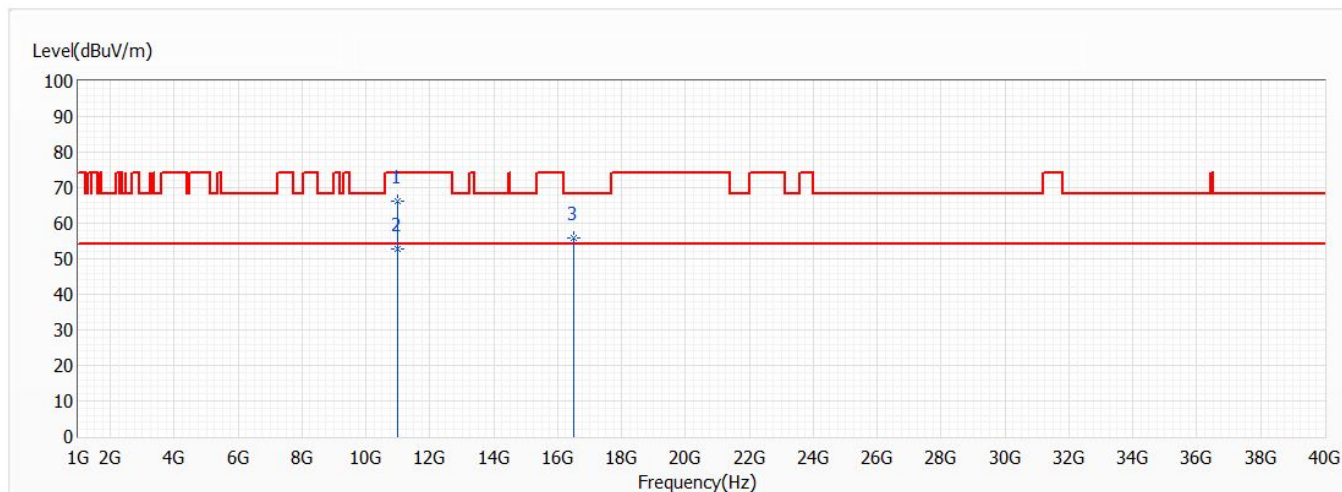


No	Frequency (MHz)	Emission Level (dBuV/m)	Limit (dBuV/m)	Margin (dB)	Reading Level (dBuV)	Correct Factor (dB)	Detector Type
1	11000.000	64.41	74.00	-9.59	62.53	1.88	PK
* 2	11000.000	50.79	54.00	-3.21	48.91	1.88	AV
3	16500.000	55.77	68.20	-12.43	52.31	3.46	PK

Note:

1. All reading above 1GHz is performed with peak and/or average measurements as necessary.
2. “ * ”, means this data is the worst value.
3. Emission Level = Reading Level + Correct Factor.
4. The average measurement was not performed when the peak measured data under the limit of average detection.
5. The emission above 18GHz were not included is because their levels are lower than 20dB from limit.

Model No	LVD1	Site	CB2-H
Test Voltage	AC 120V/60Hz	Test Date	2021/5/12
Test Mode	Mode 2: Transmit_Adapter_1A100-US1230	Engineer	Ling Chen
Polarity	Vertical	Temperature (°C)	24.0
Test Condition	802.11a,Ant1,Ch 100,5.5G,BW20M	Humidity (%RH)	63.0

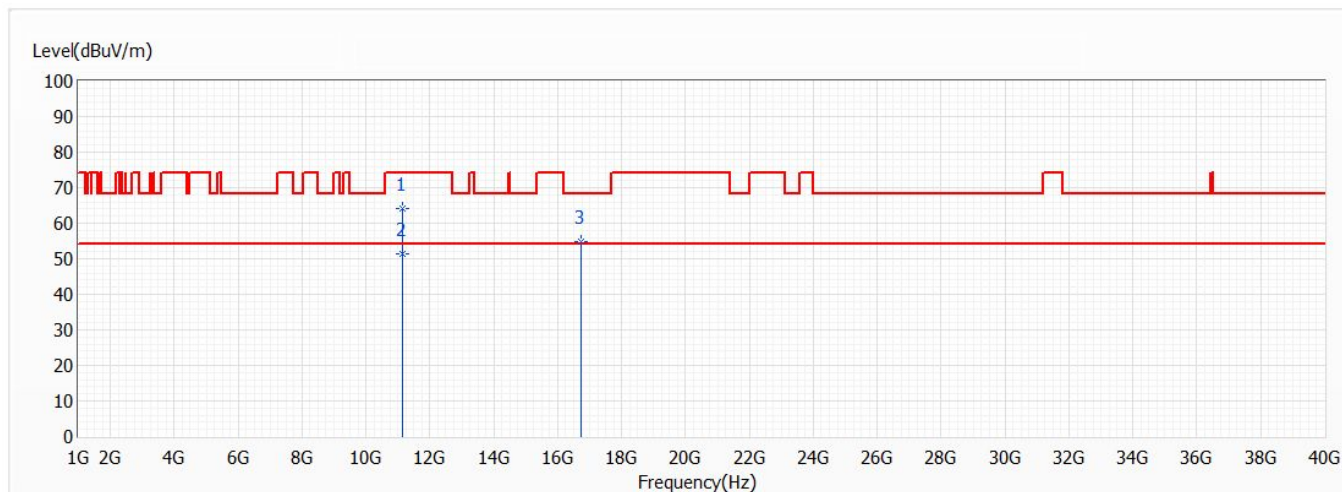


No	Frequency (MHz)	Emission Level (dBuV/m)	Limit (dBuV/m)	Margin (dB)	Reading Level (dBuV)	Correct Factor (dB)	Detector Type
1	11000.000	66.26	74.00	-7.74	64.38	1.88	PK
* 2	11000.000	52.68	54.00	-1.32	50.80	1.88	AV
3	16500.000	55.83	68.20	-12.37	52.37	3.46	PK

Note:

1. All reading above 1GHz is performed with peak and/or average measurements as necessary.
2. “ * ”, means this data is the worst value.
3. Emission Level = Reading Level + Correct Factor.
4. The average measurement was not performed when the peak measured data under the limit of average detection.
5. The emission above 18GHz were not included is because their levels are lower than 20dB from limit.

Model No	LVD1	Site	CB2-H
Test Voltage	AC 120V/60Hz	Test Date	2021/5/12
Test Mode	Mode 2: Transmit_Adapter_1A100-US1230	Engineer	Ling Chen
Polarity	Horizontal	Temperature (°C)	24.0
Test Condition	802.11a,Ant1,Ch 116,5.58G,BW20M	Humidity (%RH)	63.0

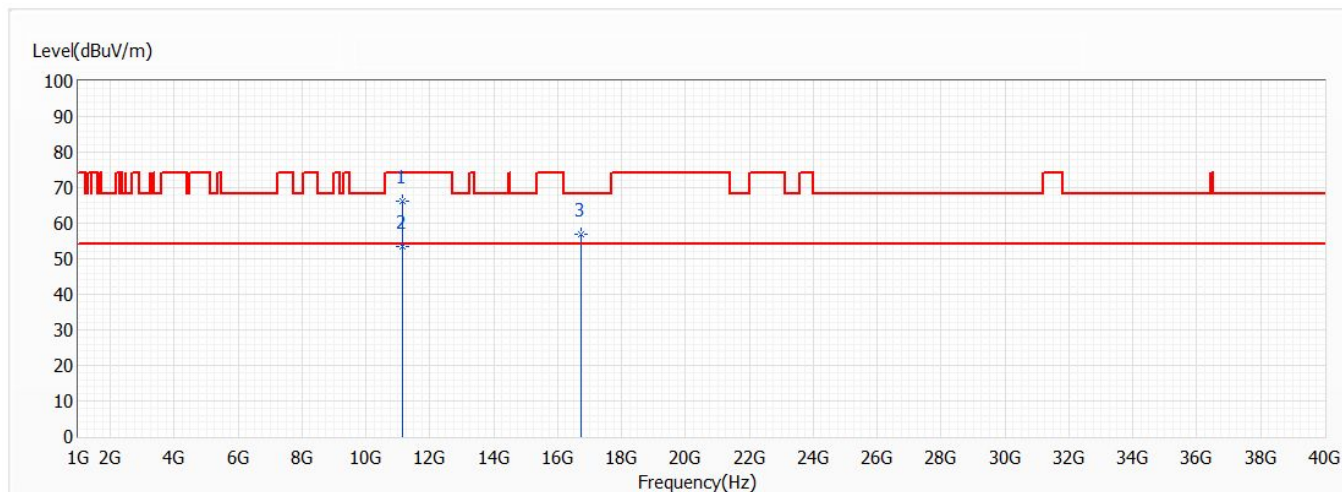


No	Frequency (MHz)	Emission Level (dBuV/m)	Limit (dBuV/m)	Margin (dB)	Reading Level (dBuV)	Correct Factor (dB)	Detector Type
1	11160.000	64.15	74.00	-9.85	62.00	2.15	PK
* 2	11160.000	51.29	54.00	-2.71	49.14	2.15	AV
3	16740.000	54.75	68.20	-13.45	50.71	4.04	PK

Note:

1. All reading above 1GHz is performed with peak and/or average measurements as necessary.
2. “ * ”, means this data is the worst value.
3. Emission Level = Reading Level + Correct Factor.
4. The average measurement was not performed when the peak measured data under the limit of average detection.
5. The emission above 18GHz were not included is because their levels are lower than 20dB from limit.

Model No	LVD1	Site	CB2-H
Test Voltage	AC 120V/60Hz	Test Date	2021/5/12
Test Mode	Mode 2: Transmit_Adapter_1A100-US1230	Engineer	Ling Chen
Polarity	Vertical	Temperature (°C)	24.0
Test Condition	802.11a,Ant1,Ch 116,5.58G,BW20M	Humidity (%RH)	63.0

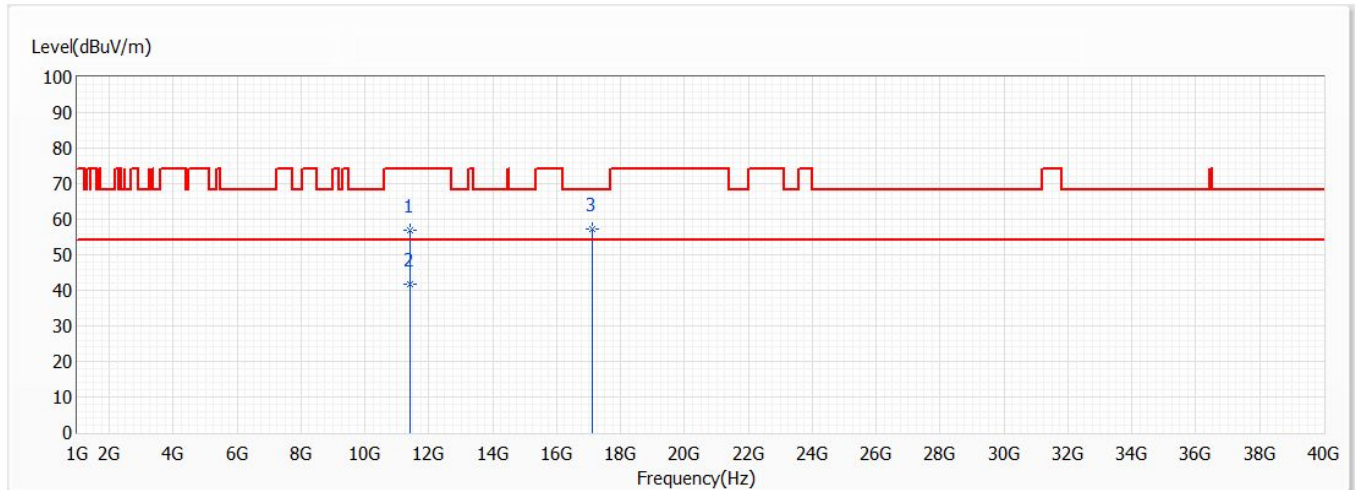


No	Frequency (MHz)	Emission Level (dBuV/m)	Limit (dBuV/m)	Margin (dB)	Reading Level (dBuV)	Correct Factor (dB)	Detector Type
1	11160.000	66.08	74.00	-7.92	63.93	2.15	PK
* 2	11160.000	53.41	54.00	-0.59	51.26	2.15	AV
3	16740.000	56.74	68.20	-11.46	52.70	4.04	PK

Note:

1. All reading above 1GHz is performed with peak and/or average measurements as necessary.
2. “ * ”, means this data is the worst value.
3. Emission Level = Reading Level + Correct Factor.
4. The average measurement was not performed when the peak measured data under the limit of average detection.
5. The emission above 18GHz were not included is because their levels are lower than 20dB from limit.

Model No	LVD1	Site	CB2-H
Test Voltage	AC 120V/60Hz	Test Date	2021/5/12
Test Mode	Mode 2: Transmit_Adapter_1A100-US1230	Engineer	Ling Chen
Polarity	Horizontal	Temperature (°C)	24.0
Test Condition	802.11a,Ant1,Ch 140,5.7G,BW20M	Humidity (%RH)	63.0

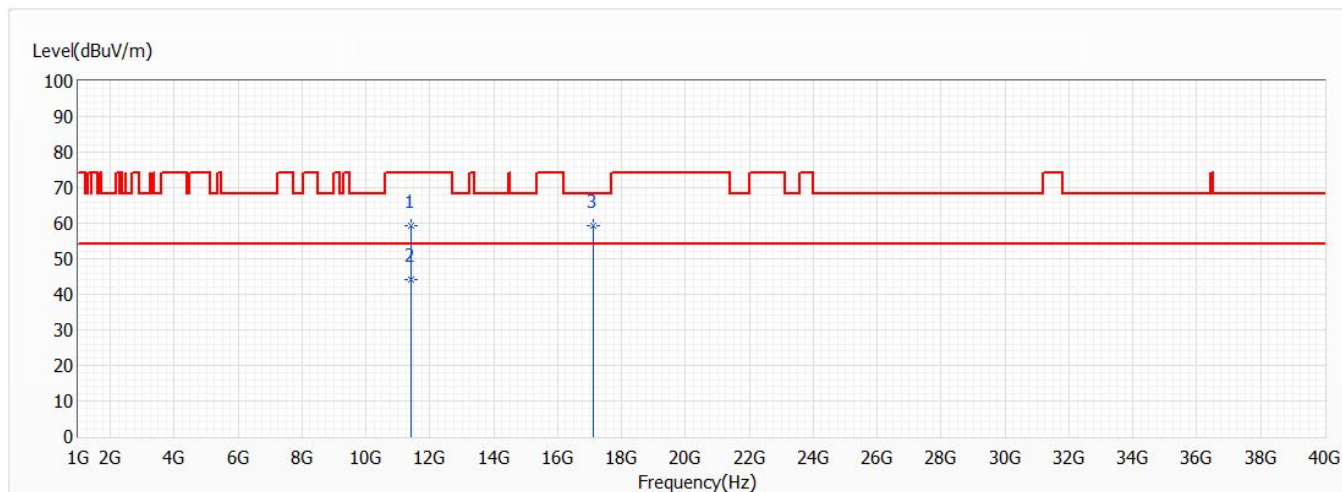


No	Frequency (MHz)	Emission Level (dBuV/m)	Limit (dBuV/m)	Margin (dB)	Reading Level (dBuV)	Correct Factor (dB)	Detector Type
1	11400.000	56.86	74.00	-17.14	54.29	2.57	PK
2	11400.000	41.56	54.00	-12.44	38.99	2.57	AV
* 3	17100.000	57.12	68.20	-11.08	52.10	5.02	PK

Note:

1. All reading above 1GHz is performed with peak and/or average measurements as necessary.
2. “ * ”, means this data is the worst value.
3. Emission Level = Reading Level + Correct Factor.
4. The average measurement was not performed when the peak measured data under the limit of average detection.
5. The emission above 18GHz were not included is because their levels are lower than 20dB from limit.

Model No	LVD1	Site	CB2-H
Test Voltage	AC 120V/60Hz	Test Date	2021/5/12
Test Mode	Mode 2: Transmit_Adapter_1A100-US1230	Engineer	Ling Chen
Polarity	Vertical	Temperature (°C)	24.0
Test Condition	802.11a,Ant1,Ch 140,5.7G,BW20M	Humidity (%RH)	63.0

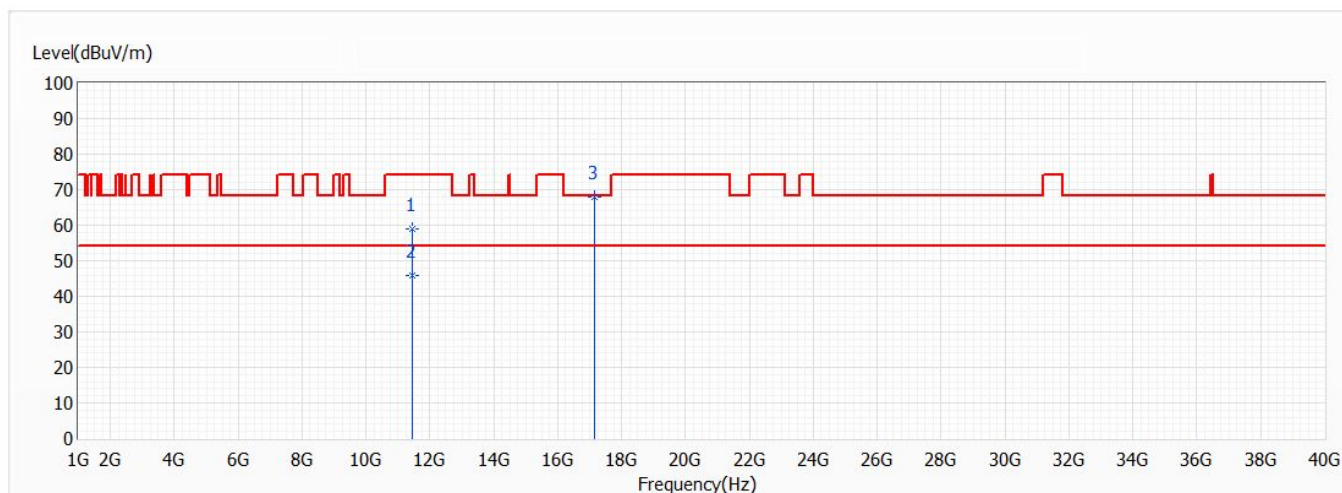


No	Frequency (MHz)	Emission Level (dBuV/m)	Limit (dBuV/m)	Margin (dB)	Reading Level (dBuV)	Correct Factor (dB)	Detector Type
1	11400.000	59.40	74.00	-14.60	56.83	2.57	PK
2	11400.000	43.99	54.00	-10.01	41.42	2.57	AV
* 3	17100.000	59.40	68.20	-8.80	54.38	5.02	PK

Note:

1. All reading above 1GHz is performed with peak and/or average measurements as necessary.
2. “ * ”, means this data is the worst value.
3. Emission Level = Reading Level + Correct Factor.
4. The average measurement was not performed when the peak measured data under the limit of average detection.
5. The emission above 18GHz were not included is because their levels are lower than 20dB from limit.

Model No	LVD1	Site	CB2-H
Test Voltage	AC 120V/60Hz	Test Date	2021/5/14
Test Mode	Mode 2: Transmit_Adapter_1A100-US1230	Engineer	Ling Chen
Polarity	Horizontal	Temperature (°C)	24.0
Test Condition	802.11a,Ant1,Ch 144,5.72G,BW20M	Humidity (%RH)	63.0

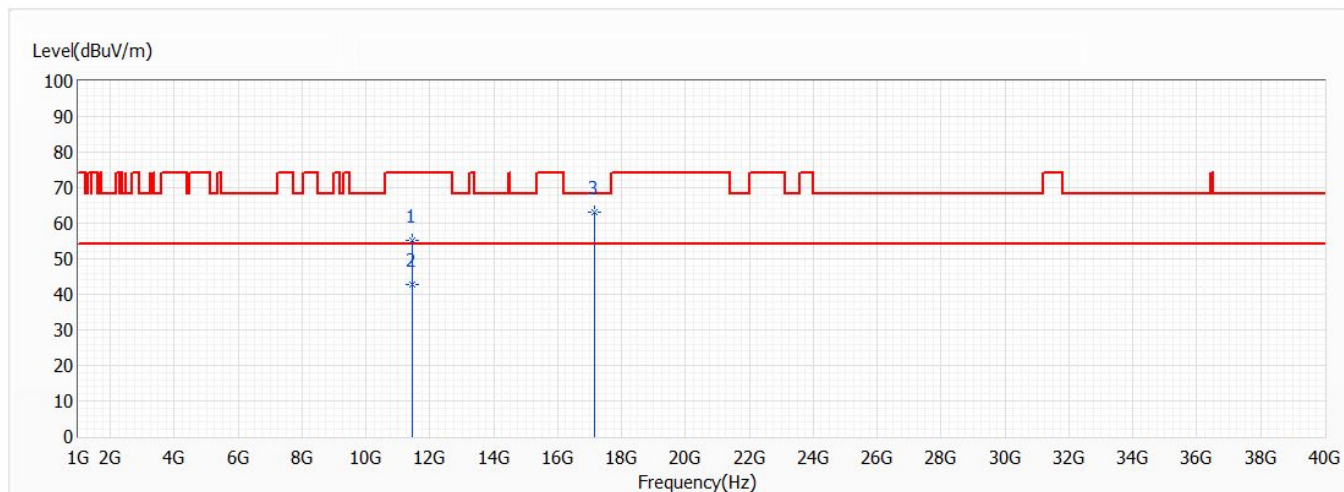


No	Frequency (MHz)	Emission Level (dBuV/m)	Limit (dBuV/m)	Margin (dB)	Reading Level (dBuV)	Correct Factor (dB)	Detector Type
1	11440.000	58.96	74.00	-15.04	57.03	1.93	PK
2	11440.000	46.03	54.00	-7.97	44.10	1.93	AV
* 3	17160.000	68.06	68.20	-0.14	61.70	6.36	PK

Note:

1. All reading above 1GHz is performed with peak and/or average measurements as necessary.
2. Emission Level = Reading Level + Correct Factor.
3. The average measurement was not performed when the peak measured data under the limit of average detection. If the readings given are average, peak measurement should also be supplied.
4. The fundamental for reference only, it's not restricted by unwanted emission limit.
5. The emission above 18GHz were not included is because their levels are lower than 20dB from limit.

Model No	LVD1	Site	CB2-H
Test Voltage	AC 120V/60Hz	Test Date	2021/5/14
Test Mode	Mode 2: Transmit_Adapter_1A100-US1230	Engineer	Ling Chen
Polarity	Vertical	Temperature (°C)	24.0
Test Condition	802.11a,Ant1,Ch 144,5.72G,BW20M	Humidity (%RH)	63.0

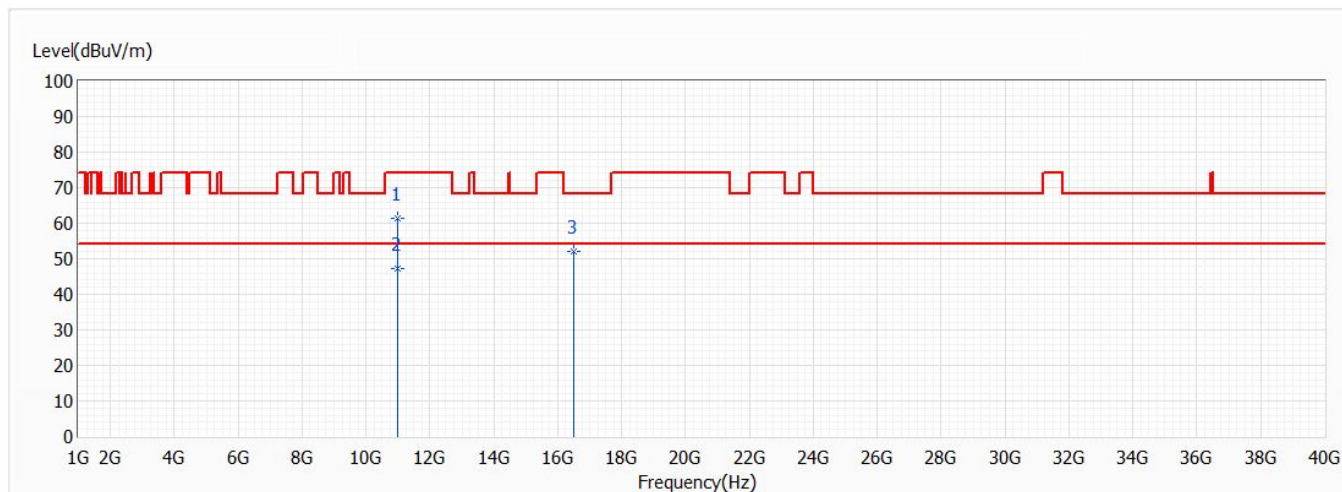


No	Frequency (MHz)	Emission Level (dBuV/m)	Limit (dBuV/m)	Margin (dB)	Reading Level (dBuV)	Correct Factor (dB)	Detector Type
1	11440.000	55.34	74.00	-18.66	53.41	1.93	PK
2	11440.000	42.87	54.00	-11.13	40.94	1.93	AV
* 3	17160.000	63.25	68.20	-4.95	56.89	6.36	PK

Note:

1. All reading above 1GHz is performed with peak and/or average measurements as necessary.
2. Emission Level = Reading Level + Correct Factor.
3. The average measurement was not performed when the peak measured data under the limit of average detection. If the readings given are average, peak measurement should also be supplied.
4. The fundamental for reference only, it's not restricted by unwanted emission limit.
5. The emission above 18GHz were not included is because their levels are lower than 20dB from limit.

Model No	LVD1	Site	CB2-H
Test Voltage	AC 120V/60Hz	Test Date	2021/5/12
Test Mode	Mode 2: Transmit_Adapter_1A100-US1230	Engineer	Ling Chen
Polarity	Horizontal	Temperature (°C)	24.0
Test Condition	802.11ac,Ant0+1,Ch 100,5.5G,BW20M	Humidity (%RH)	63.0

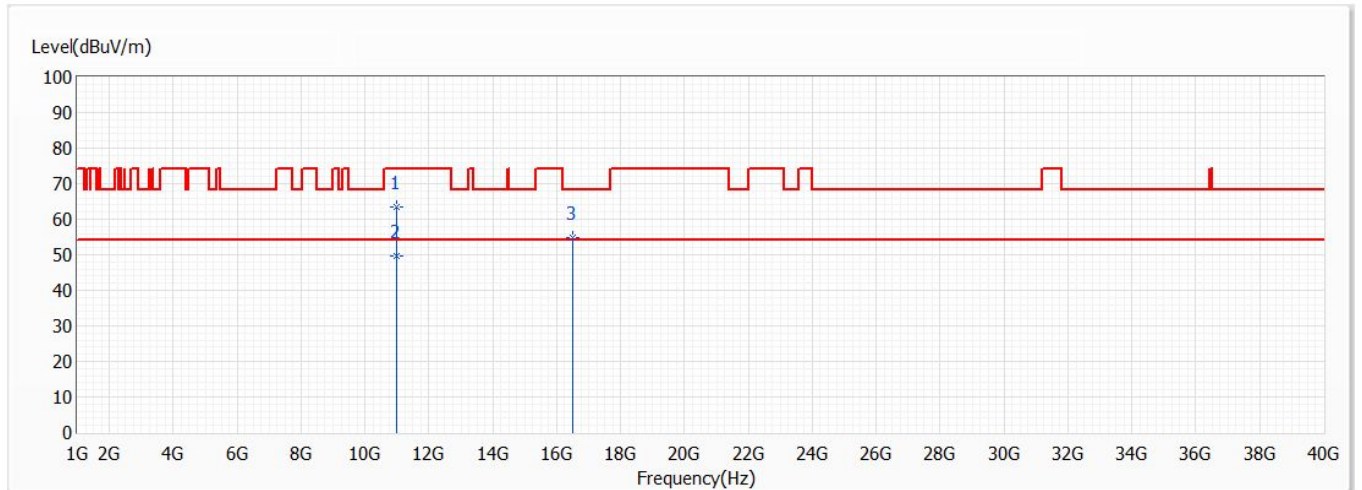


No	Frequency (MHz)	Emission Level (dBuV/m)	Limit (dBuV/m)	Margin (dB)	Reading Level (dBuV)	Correct Factor (dB)	Detector Type
1	11000.000	61.22	74.00	-12.78	59.34	1.88	PK
* 2	11000.000	47.34	54.00	-6.66	45.46	1.88	AV
3	16500.000	52.11	68.20	-16.09	48.65	3.46	PK

Note:

1. All reading above 1GHz is performed with peak and/or average measurements as necessary.
2. “ * ”, means this data is the worst value.
3. Emission Level = Reading Level + Correct Factor.
4. The average measurement was not performed when the peak measured data under the limit of average detection.
5. The emission above 18GHz were not included is because their levels are lower than 20dB from limit.

Model No	LVD1	Site	CB2-H
Test Voltage	AC 120V/60Hz	Test Date	2021/5/12
Test Mode	Mode 2: Transmit_Adapter_1A100-US1230	Engineer	Ling Chen
Polarity	Vertical	Temperature (°C)	24.0
Test Condition	802.11ac,Ant0+1,Ch 100,5.5G,BW20M	Humidity (%RH)	63.0

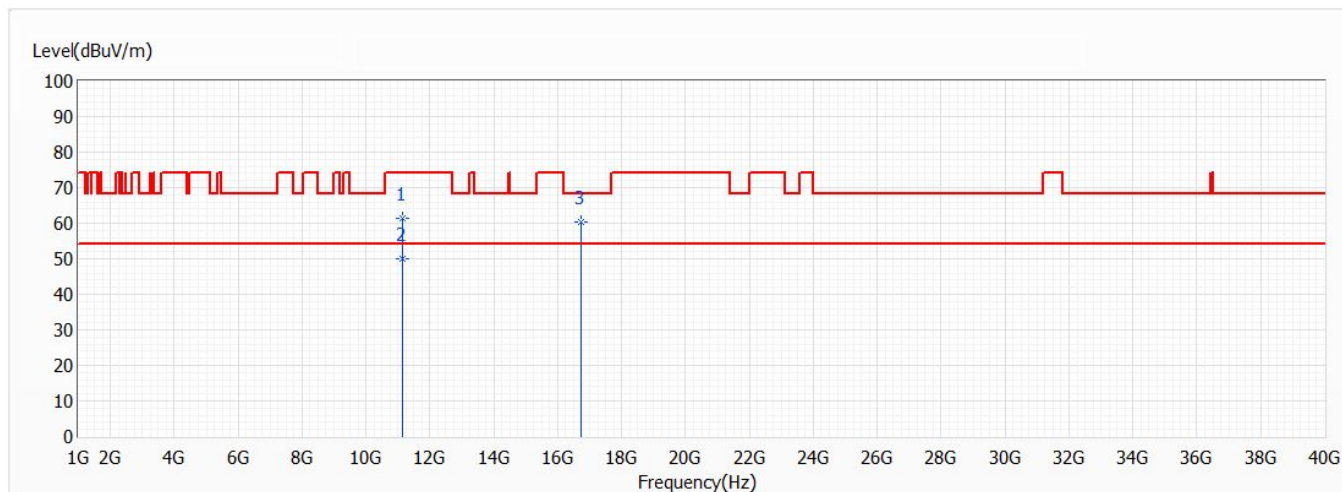


No	Frequency (MHz)	Emission Level (dBuV/m)	Limit (dBuV/m)	Margin (dB)	Reading Level (dBuV)	Correct Factor (dB)	Detector Type
1	11000.000	63.49	74.00	-10.51	61.61	1.88	PK
* 2	11000.000	49.49	54.00	-4.51	47.61	1.88	AV
3	16500.000	54.93	68.20	-13.27	51.47	3.46	PK

Note:

1. All reading above 1GHz is performed with peak and/or average measurements as necessary.
2. “ * ”, means this data is the worst value.
3. Emission Level = Reading Level + Correct Factor.
4. The average measurement was not performed when the peak measured data under the limit of average detection.
5. The emission above 18GHz were not included is because their levels are lower than 20dB from limit.

Model No	LVD1	Site	CB2-H
Test Voltage	AC 120V/60Hz	Test Date	2021/5/12
Test Mode	Mode 2: Transmit_Adapter_1A100-US1230	Engineer	Ling Chen
Polarity	Horizontal	Temperature (°C)	24.0
Test Condition	802.11ac,Ant0+1,Ch 116,5.58G,BW20M	Humidity (%RH)	63.0

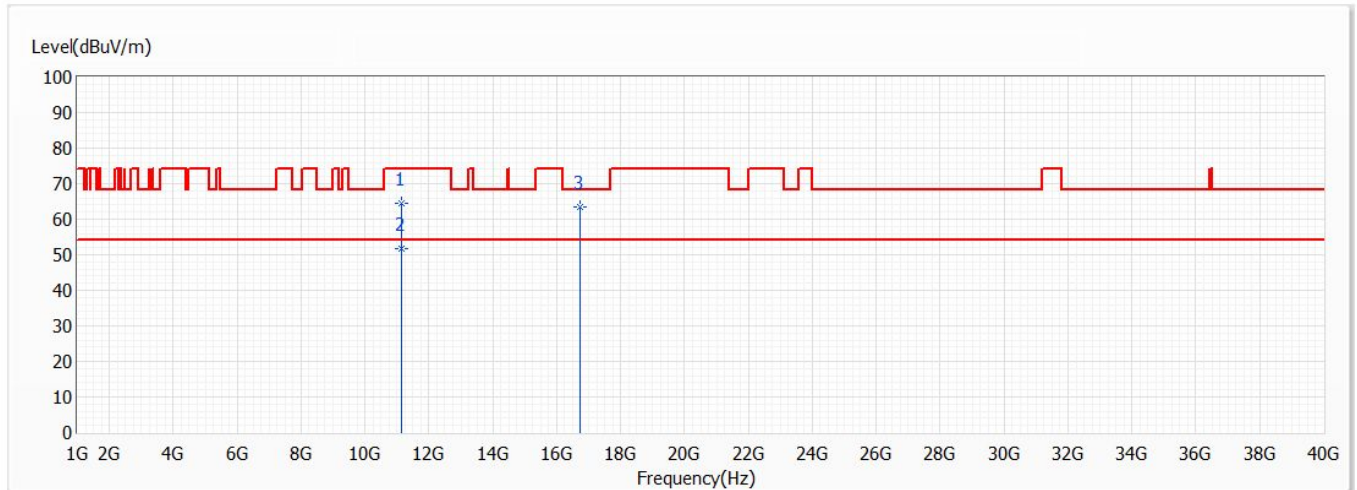


No	Frequency (MHz)	Emission Level (dBuV/m)	Limit (dBuV/m)	Margin (dB)	Reading Level (dBuV)	Correct Factor (dB)	Detector Type
1	11160.000	61.33	74.00	-12.67	59.18	2.15	PK
* 2	11160.000	50.03	54.00	-3.97	47.88	2.15	AV
3	16740.000	60.25	68.20	-7.95	56.21	4.04	PK

Note:

1. All reading above 1GHz is performed with peak and/or average measurements as necessary.
2. “ * ”, means this data is the worst value.
3. Emission Level = Reading Level + Correct Factor.
4. The average measurement was not performed when the peak measured data under the limit of average detection.
5. The emission above 18GHz were not included is because their levels are lower than 20dB from limit.

Model No	LVD1	Site	CB2-H
Test Voltage	AC 120V/60Hz	Test Date	2021/5/12
Test Mode	Mode 2: Transmit_Adapter_1A100-US1230	Engineer	Ling Chen
Polarity	Vertical	Temperature (°C)	24.0
Test Condition	802.11ac,Ant0+1,Ch 116,5.58G,BW20M	Humidity (%RH)	63.0

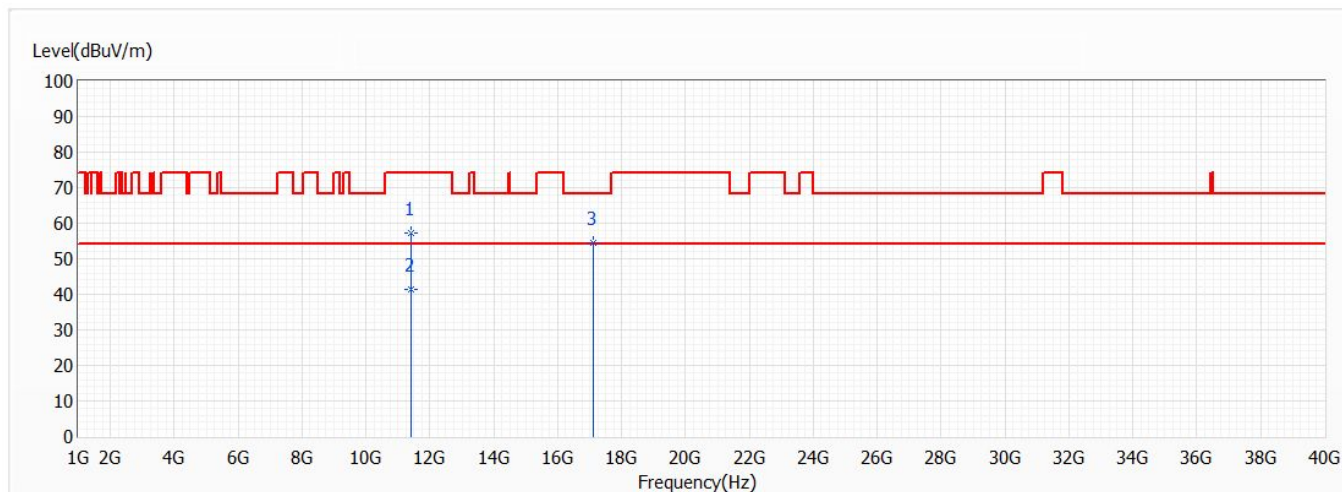


No	Frequency (MHz)	Emission Level (dBuV/m)	Limit (dBuV/m)	Margin (dB)	Reading Level (dBuV)	Correct Factor (dB)	Detector Type
1	11160.000	64.51	74.00	-9.49	62.36	2.15	PK
* 2	11160.000	51.69	54.00	-2.31	49.54	2.15	AV
3	16740.000	63.30	68.20	-4.90	59.26	4.04	PK

Note:

1. All reading above 1GHz is performed with peak and/or average measurements as necessary.
2. “ * ”, means this data is the worst value.
3. Emission Level = Reading Level + Correct Factor.
4. The average measurement was not performed when the peak measured data under the limit of average detection.
5. The emission above 18GHz were not included is because their levels are lower than 20dB from limit.

Model No	LVD1	Site	CB2-H
Test Voltage	AC 120V/60Hz	Test Date	2021/5/12
Test Mode	Mode 2: Transmit_Adapter_1A100-US1230	Engineer	Ling Chen
Polarity	Horizontal	Temperature (°C)	24.0
Test Condition	802.11ac,Ant0+1,Ch 140,5.7G,BW20M	Humidity (%RH)	63.0

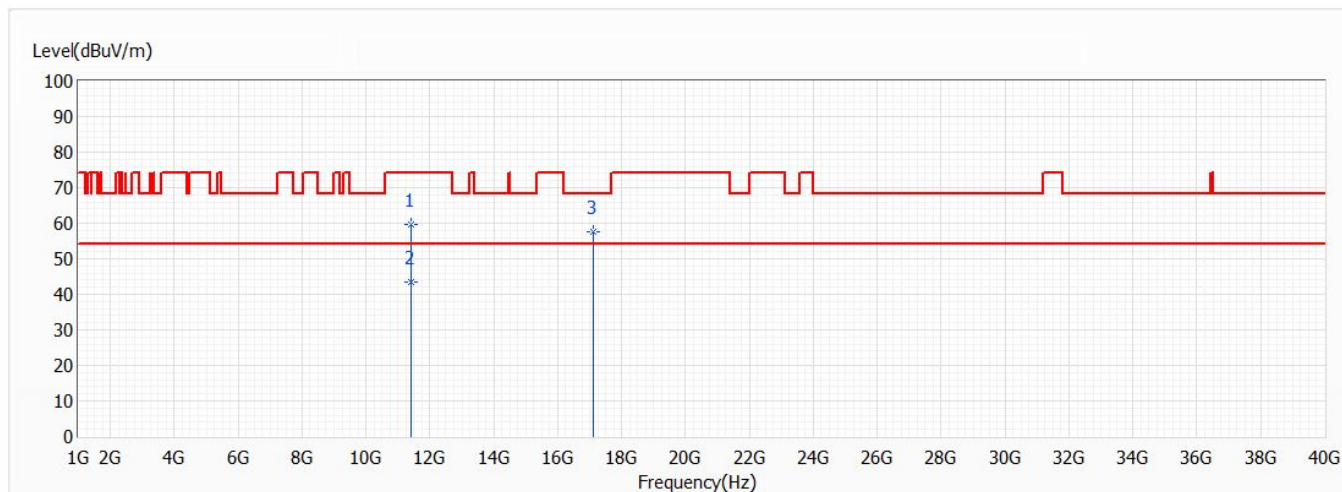


No	Frequency (MHz)	Emission Level (dBuV/m)	Limit (dBuV/m)	Margin (dB)	Reading Level (dBuV)	Correct Factor (dB)	Detector Type
1	11400.000	57.21	74.00	-16.79	54.64	2.57	PK
* 2	11400.000	41.25	54.00	-12.75	38.68	2.57	AV
3	17100.000	54.33	68.20	-13.87	49.31	5.02	PK

Note:

1. All reading above 1GHz is performed with peak and/or average measurements as necessary.
2. “ * ”, means this data is the worst value.
3. Emission Level = Reading Level + Correct Factor.
4. The average measurement was not performed when the peak measured data under the limit of average detection.
5. The emission above 18GHz were not included is because their levels are lower than 20dB from limit.

Model No	LVD1	Site	CB2-H
Test Voltage	AC 120V/60Hz	Test Date	2021/5/12
Test Mode	Mode 2: Transmit_Adapter_1A100-US1230	Engineer	Ling Chen
Polarity	Vertical	Temperature (°C)	24.0
Test Condition	802.11ac,Ant0+1,Ch 140,5.7G,BW20M	Humidity (%RH)	63.0

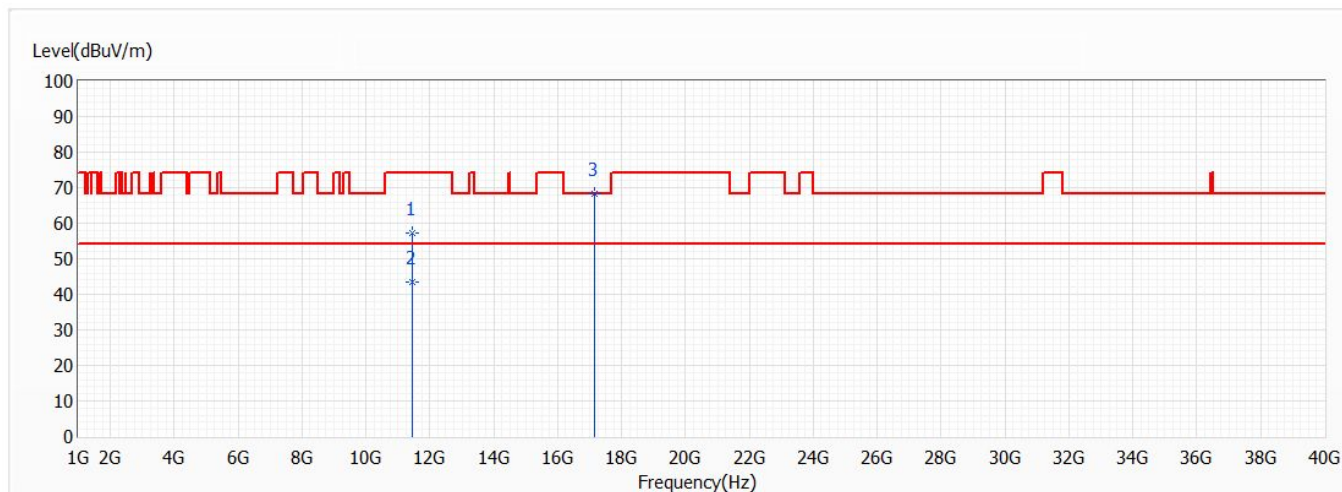


No	Frequency (MHz)	Emission Level (dBuV/m)	Limit (dBuV/m)	Margin (dB)	Reading Level (dBuV)	Correct Factor (dB)	Detector Type
1	11400.000	59.71	74.00	-14.29	57.14	2.57	PK
* 2	11400.000	43.59	54.00	-10.41	41.02	2.57	AV
3	17100.000	57.42	68.20	-10.78	52.40	5.02	PK

Note:

1. All reading above 1GHz is performed with peak and/or average measurements as necessary.
2. “ * ”, means this data is the worst value.
3. Emission Level = Reading Level + Correct Factor.
4. The average measurement was not performed when the peak measured data under the limit of average detection.
5. The emission above 18GHz were not included is because their levels are lower than 20dB from limit.

Model No	LVD1	Site	CB2-H
Test Voltage	AC 120V/60Hz	Test Date	2021/5/14
Test Mode	Mode 2: Transmit_Adapter_1A100-US1230	Engineer	Ling Chen
Polarity	Horizontal	Temperature (°C)	24.0
Test Condition	802.11ac,Ant0+1,Ch 144,5.72G,BW20M	Humidity (%RH)	63.0

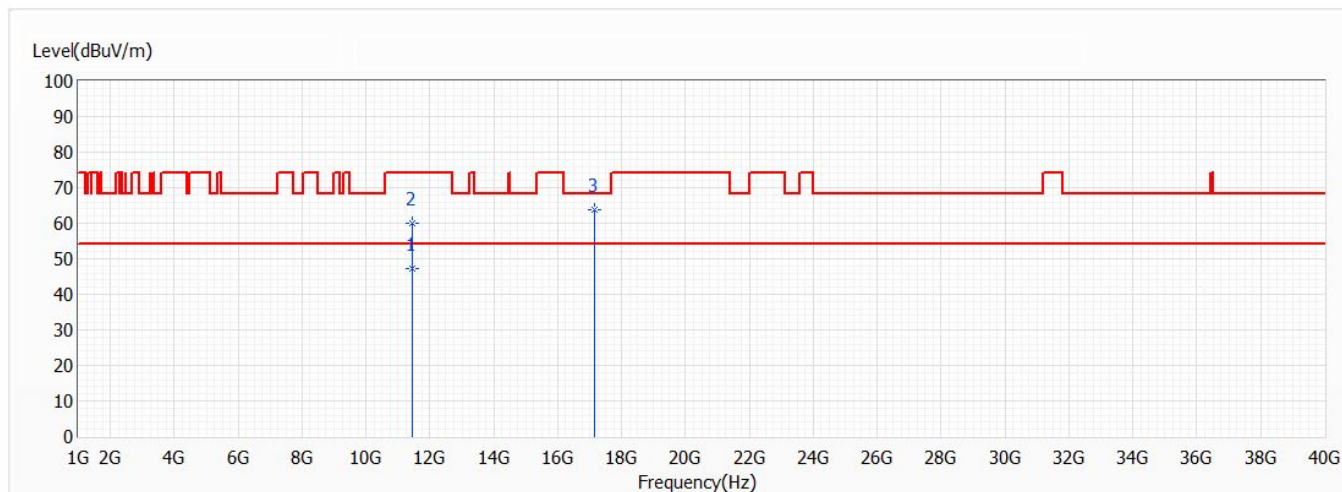


No	Frequency (MHz)	Emission Level (dBuV/m)	Limit (dBuV/m)	Margin (dB)	Reading Level (dBuV)	Correct Factor (dB)	Detector Type
1	11440.000	57.08	74.00	-16.92	55.15	1.93	PK
2	11440.000	43.57	54.00	-10.43	41.64	1.93	AV
* 3	17160.000	68.12	68.20	-0.08	61.76	6.36	PK

Note:

1. All reading above 1GHz is performed with peak and/or average measurements as necessary.
2. Emission Level = Reading Level + Correct Factor.
3. The average measurement was not performed when the peak measured data under the limit of average detection. If the readings given are average, peak measurement should also be supplied.
4. The fundamental for reference only, it's not restricted by unwanted emission limit.
5. The emission above 18GHz were not included is because their levels are lower than 20dB from limit.

Model No	LVD1	Site	CB2-H
Test Voltage	AC 120V/60Hz	Test Date	2021/5/14
Test Mode	Mode 2: Transmit_Adapter_1A100-US1230	Engineer	Ling Chen
Polarity	Vertical	Temperature (°C)	24.0
Test Condition	802.11ac,Ant0+1,Ch 144,5.72G,BW20M	Humidity (%RH)	63.0

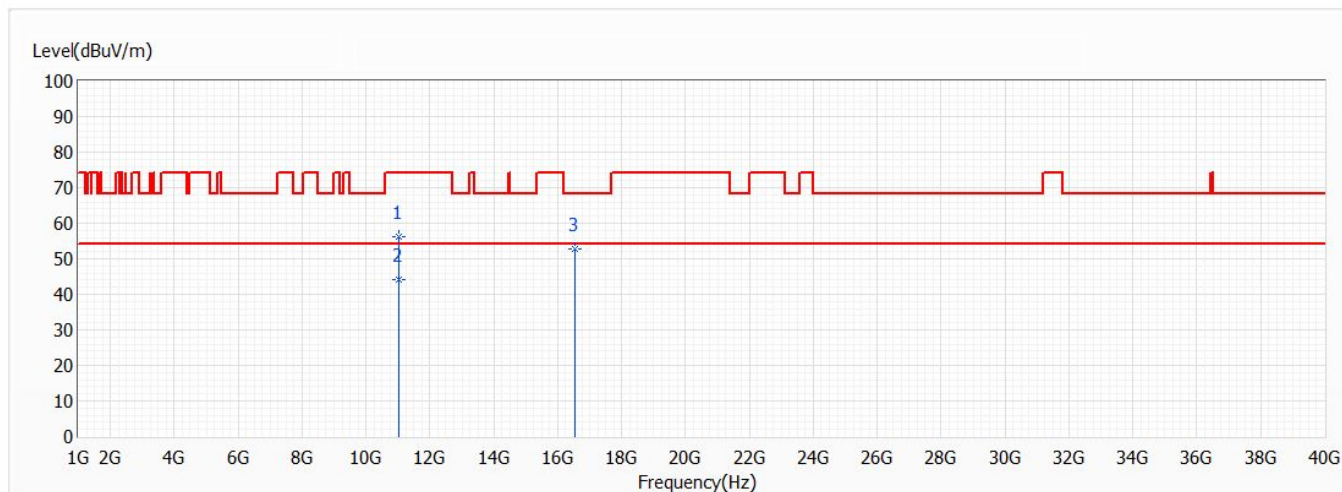


No	Frequency (MHz)	Emission Level (dBuV/m)	Limit (dBuV/m)	Margin (dB)	Reading Level (dBuV)	Correct Factor (dB)	Detector Type
1	11440.000	47.29	54.00	-6.71	45.36	1.93	AV
2	11440.000	60.05	74.00	-13.95	58.12	1.93	PK
* 3	17160.000	63.85	68.20	-4.35	57.49	6.36	PK

Note:

1. All reading above 1GHz is performed with peak and/or average measurements as necessary.
2. Emission Level = Reading Level + Correct Factor.
3. The average measurement was not performed when the peak measured data under the limit of average detection. If the readings given are average, peak measurement should also be supplied.
4. The fundamental for reference only, it's not restricted by unwanted emission limit.
5. The emission above 18GHz were not included is because their levels are lower than 20dB from limit.

Model No	LVD1	Site	CB2-H
Test Voltage	AC 120V/60Hz	Test Date	2021/5/12
Test Mode	Mode 2: Transmit_Adapter_1A100-US1230	Engineer	Ling Chen
Polarity	Horizontal	Temperature (°C)	24.0
Test Condition	802.11ac,Ant0+1,Ch 102,5.51G,BW40M	Humidity (%RH)	63.0

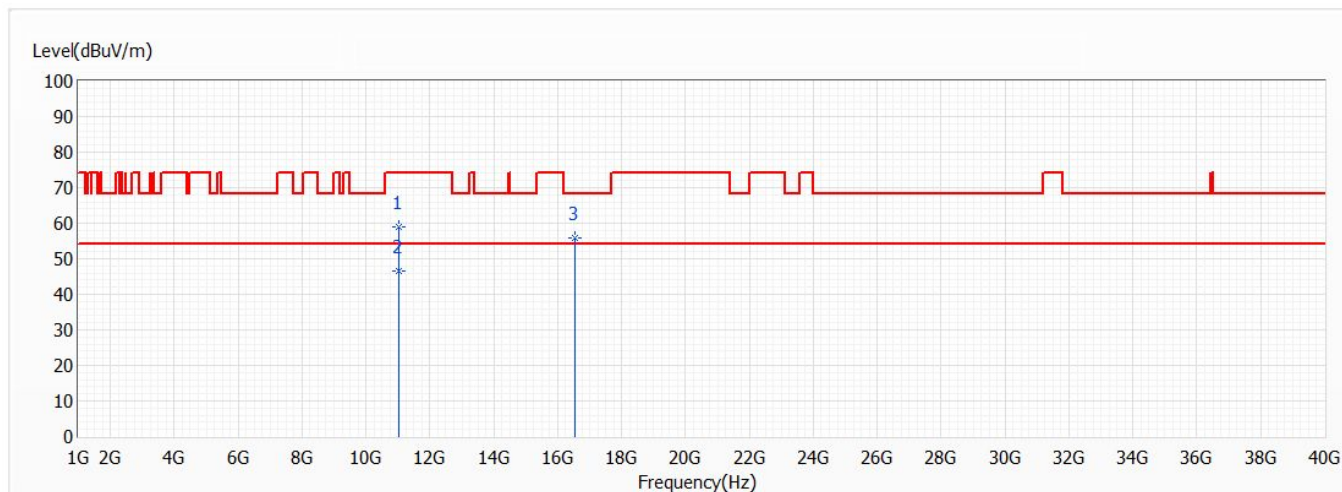


No	Frequency (MHz)	Emission Level (dBuV/m)	Limit (dBuV/m)	Margin (dB)	Reading Level (dBuV)	Correct Factor (dB)	Detector Type
1	11020.000	56.28	74.00	-17.72	54.36	1.92	PK
* 2	11020.000	44.05	54.00	-9.95	42.13	1.92	AV
3	16530.000	52.72	68.20	-15.48	49.19	3.53	PK

Note:

1. All reading above 1GHz is performed with peak and/or average measurements as necessary.
2. “ * ”, means this data is the worst value.
3. Emission Level = Reading Level + Correct Factor.
4. The average measurement was not performed when the peak measured data under the limit of average detection.
5. The emission above 18GHz were not included is because their levels are lower than 20dB from limit.

Model No	LVD1	Site	CB2-H
Test Voltage	AC 120V/60Hz	Test Date	2021/5/12
Test Mode	Mode 2: Transmit_Adapter_1A100-US1230	Engineer	Ling Chen
Polarity	Vertical	Temperature (°C)	24.0
Test Condition	802.11ac,Ant0+1,Ch 102,5.51G,BW40M	Humidity (%RH)	63.0

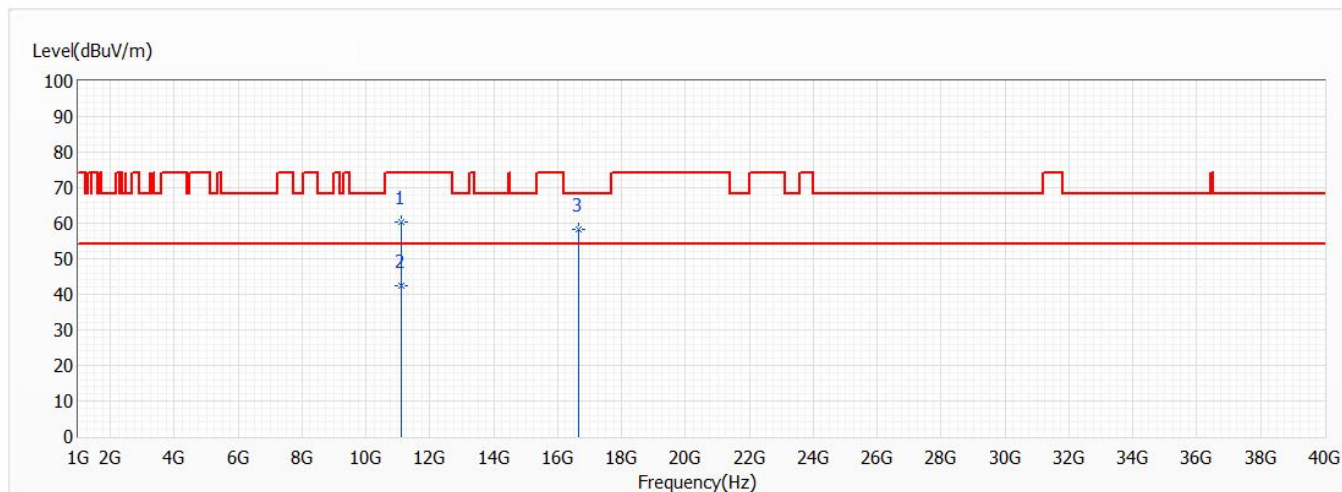


No	Frequency (MHz)	Emission Level (dBuV/m)	Limit (dBuV/m)	Margin (dB)	Reading Level (dBuV)	Correct Factor (dB)	Detector Type
1	11020.000	59.13	74.00	-14.87	57.21	1.92	PK
* 2	11020.000	46.39	54.00	-7.61	44.47	1.92	AV
3	16530.000	55.91	68.20	-12.29	52.38	3.53	PK

Note:

1. All reading above 1GHz is performed with peak and/or average measurements as necessary.
2. “ * ”, means this data is the worst value.
3. Emission Level = Reading Level + Correct Factor.
4. The average measurement was not performed when the peak measured data under the limit of average detection.
5. The emission above 18GHz were not included is because their levels are lower than 20dB from limit.

Model No	LVD1	Site	CB2-H
Test Voltage	AC 120V/60Hz	Test Date	2021/5/12
Test Mode	Mode 2: Transmit_Adapter_1A100-US1230	Engineer	Ling Chen
Polarity	Horizontal	Temperature (°C)	24.0
Test Condition	802.11ac,Ant0+1,Ch 110,5.55G,BW40M	Humidity (%RH)	63.0

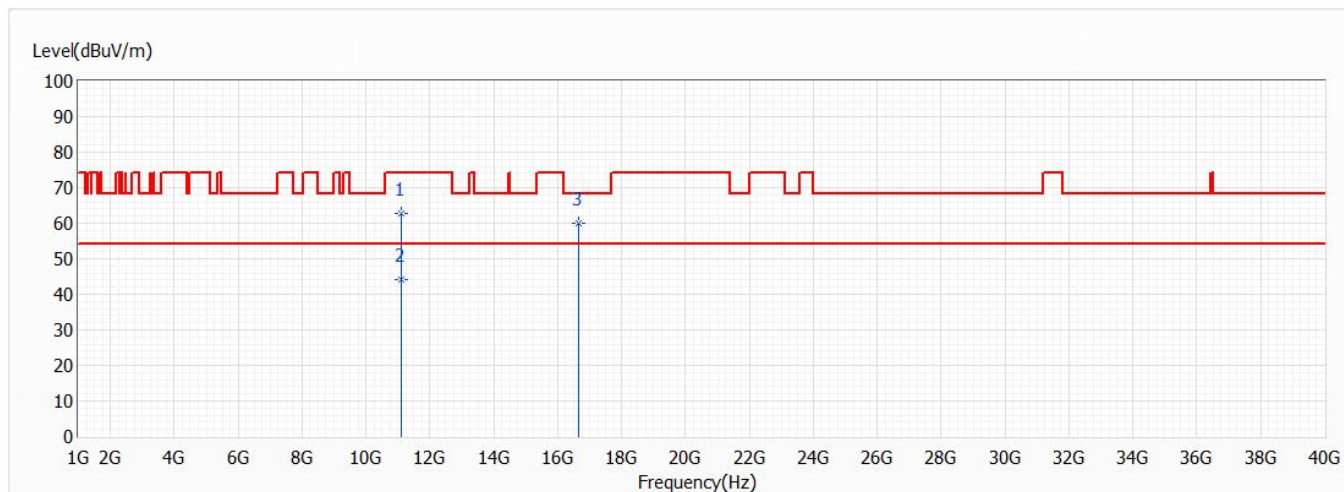


No	Frequency (MHz)	Emission Level (dBuV/m)	Limit (dBuV/m)	Margin (dB)	Reading Level (dBuV)	Correct Factor (dB)	Detector Type
1	11100.000	60.24	74.00	-13.76	58.19	2.05	PK
2	11100.000	42.51	54.00	-11.49	40.46	2.05	AV
* 3	16650.000	58.37	68.20	-9.83	54.55	3.82	PK

Note:

1. All reading above 1GHz is performed with peak and/or average measurements as necessary.
2. “ * ”, means this data is the worst value.
3. Emission Level = Reading Level + Correct Factor.
4. The average measurement was not performed when the peak measured data under the limit of average detection.
5. The emission above 18GHz were not included is because their levels are lower than 20dB from limit.

Model No	LVD1	Site	CB2-H
Test Voltage	AC 120V/60Hz	Test Date	2021/5/12
Test Mode	Mode 2: Transmit_Adapter_1A100-US1230	Engineer	Ling Chen
Polarity	Vertical	Temperature (°C)	24.0
Test Condition	802.11ac,Ant0+1,Ch 110,5.55G,BW40M	Humidity (%RH)	63.0

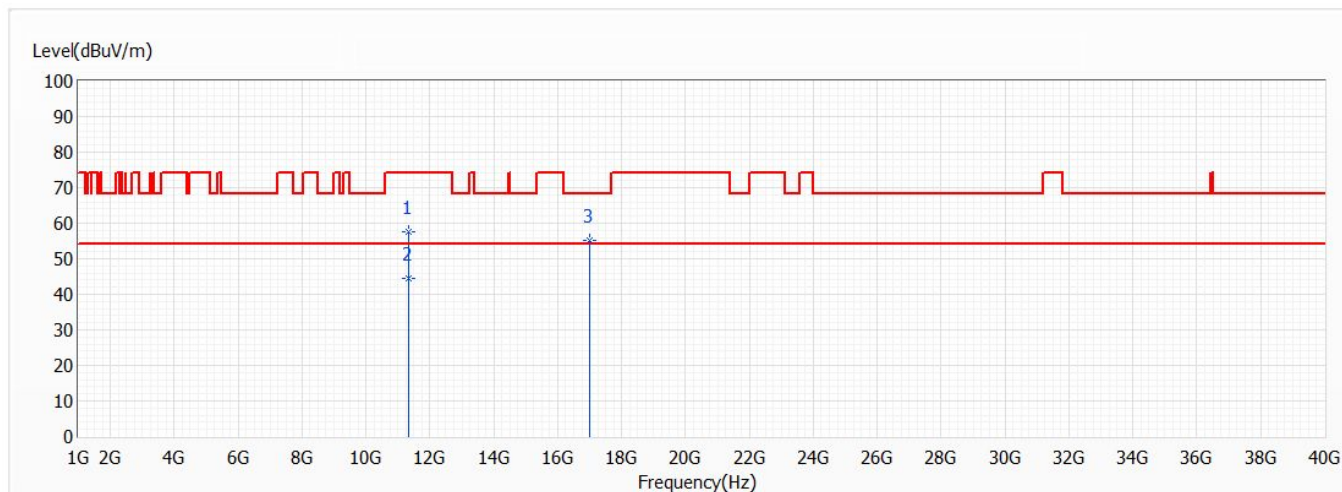


No	Frequency (MHz)	Emission Level (dBuV/m)	Limit (dBuV/m)	Margin (dB)	Reading Level (dBuV)	Correct Factor (dB)	Detector Type
1	11100.000	62.77	74.00	-11.23	60.72	2.05	PK
2	11100.000	44.01	54.00	-9.99	41.96	2.05	AV
* 3	16650.000	60.01	68.20	-8.19	56.19	3.82	PK

Note:

1. All reading above 1GHz is performed with peak and/or average measurements as necessary.
2. “ * ”, means this data is the worst value.
3. Emission Level = Reading Level + Correct Factor.
4. The average measurement was not performed when the peak measured data under the limit of average detection.
5. The emission above 18GHz were not included is because their levels are lower than 20dB from limit.

Model No	LVD1	Site	CB2-H
Test Voltage	AC 120V/60Hz	Test Date	2021/5/12
Test Mode	Mode 2: Transmit_Adapter_1A100-US1230	Engineer	Ling Chen
Polarity	Horizontal	Temperature (°C)	24.0
Test Condition	802.11ac,Ant0+1,Ch 134,5.67G,BW40M	Humidity (%RH)	63.0

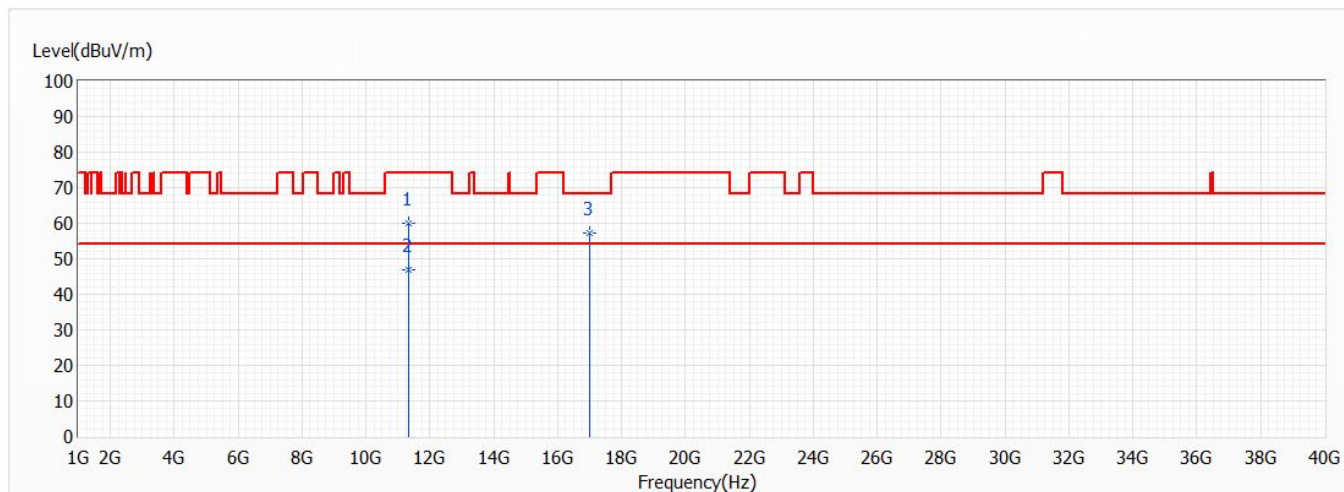


No	Frequency (MHz)	Emission Level (dBuV/m)	Limit (dBuV/m)	Margin (dB)	Reading Level (dBuV)	Correct Factor (dB)	Detector Type
1	11340.000	57.42	74.00	-16.58	54.96	2.46	PK
* 2	11340.000	44.43	54.00	-9.57	41.97	2.46	AV
3	17010.000	55.22	68.20	-12.98	50.50	4.72	PK

Note:

1. All reading above 1GHz is performed with peak and/or average measurements as necessary.
2. “ * ”, means this data is the worst value.
3. Emission Level = Reading Level + Correct Factor.
4. The average measurement was not performed when the peak measured data under the limit of average detection.
5. The emission above 18GHz were not included is because their levels are lower than 20dB from limit.

Model No	LVD1	Site	CB2-H
Test Voltage	AC 120V/60Hz	Test Date	2021/5/12
Test Mode	Mode 2: Transmit_Adapter_1A100-US1230	Engineer	Ling Chen
Polarity	Vertical	Temperature (°C)	24.0
Test Condition	802.11ac,Ant0+1,Ch 134,5.67G,BW40M	Humidity (%RH)	63.0

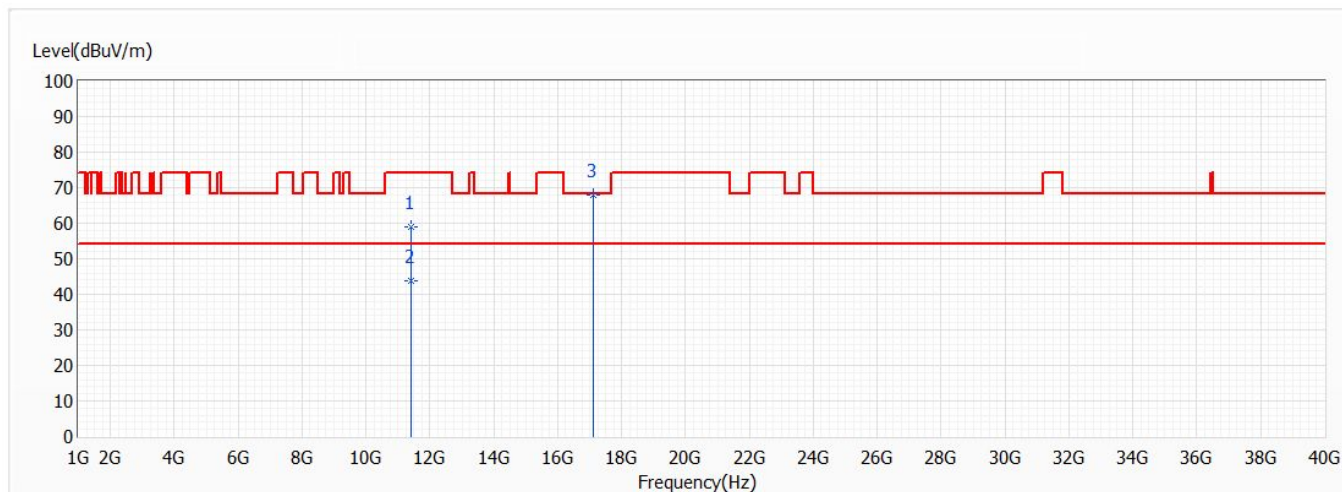


No	Frequency (MHz)	Emission Level (dBuV/m)	Limit (dBuV/m)	Margin (dB)	Reading Level (dBuV)	Correct Factor (dB)	Detector Type
1	11340.000	60.00	74.00	-14.00	57.54	2.46	PK
* 2	11340.000	46.94	54.00	-7.06	44.48	2.46	AV
3	17010.000	57.31	68.20	-10.89	52.59	4.72	PK

Note:

1. All reading above 1GHz is performed with peak and/or average measurements as necessary.
2. “ * ”, means this data is the worst value.
3. Emission Level = Reading Level + Correct Factor.
4. The average measurement was not performed when the peak measured data under the limit of average detection.
5. The emission above 18GHz were not included is because their levels are lower than 20dB from limit.

Model No	LVD1	Site	CB2-H
Test Voltage	AC 120V/60Hz	Test Date	2021/5/14
Test Mode	Mode 2: Transmit_Adapter_1A100-US1230	Engineer	Ling Chen
Polarity	Horizontal	Temperature (°C)	24.0
Test Condition	802.11ac,Ant0+1,Ch 142,5.71G,BW40M	Humidity (%RH)	63.0

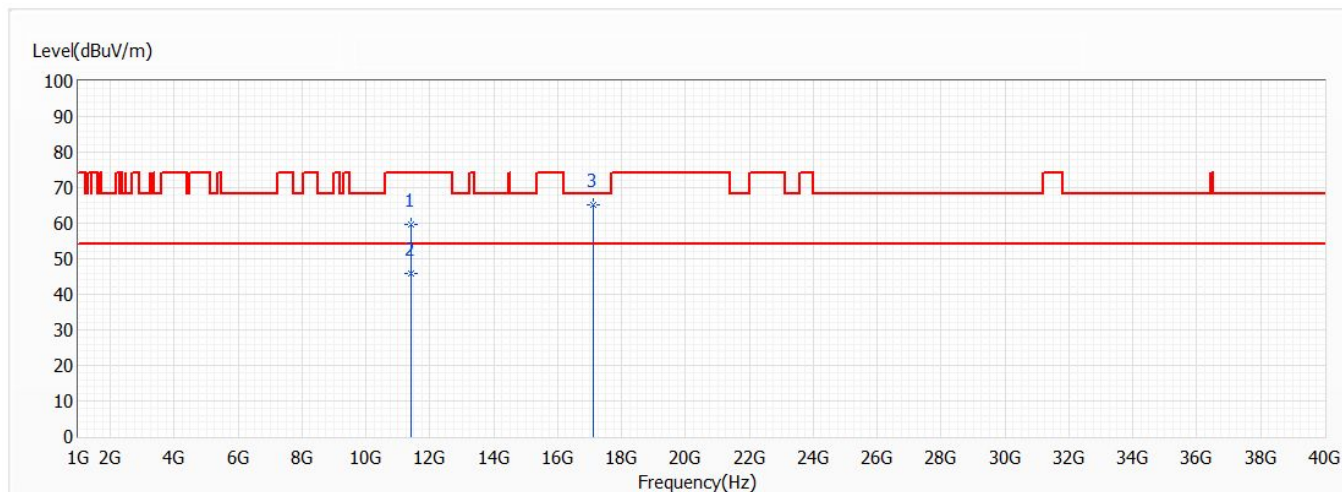


No	Frequency (MHz)	Emission Level (dBuV/m)	Limit (dBuV/m)	Margin (dB)	Reading Level (dBuV)	Correct Factor (dB)	Detector Type
1	11420.000	58.85	74.00	-15.15	56.93	1.92	PK
2	11420.000	43.84	54.00	-10.16	41.92	1.92	AV
* 3	17130.000	67.82	68.20	-0.38	61.61	6.21	PK

Note:

1. All reading above 1GHz is performed with peak and/or average measurements as necessary.
2. Emission Level = Reading Level + Correct Factor.
3. The average measurement was not performed when the peak measured data under the limit of average detection. If the readings given are average, peak measurement should also be supplied.
4. The fundamental for reference only, it's not restricted by unwanted emission limit.
5. The emission above 18GHz were not included is because their levels are lower than 20dB from limit.

Model No	LVD1	Site	CB2-H
Test Voltage	AC 120V/60Hz	Test Date	2021/5/14
Test Mode	Mode 2: Transmit_Adapter_1A100-US1230	Engineer	Ling Chen
Polarity	Vertical	Temperature (°C)	24.0
Test Condition	802.11ac,Ant0+1,Ch 142,5.71G,BW40M	Humidity (%RH)	63.0

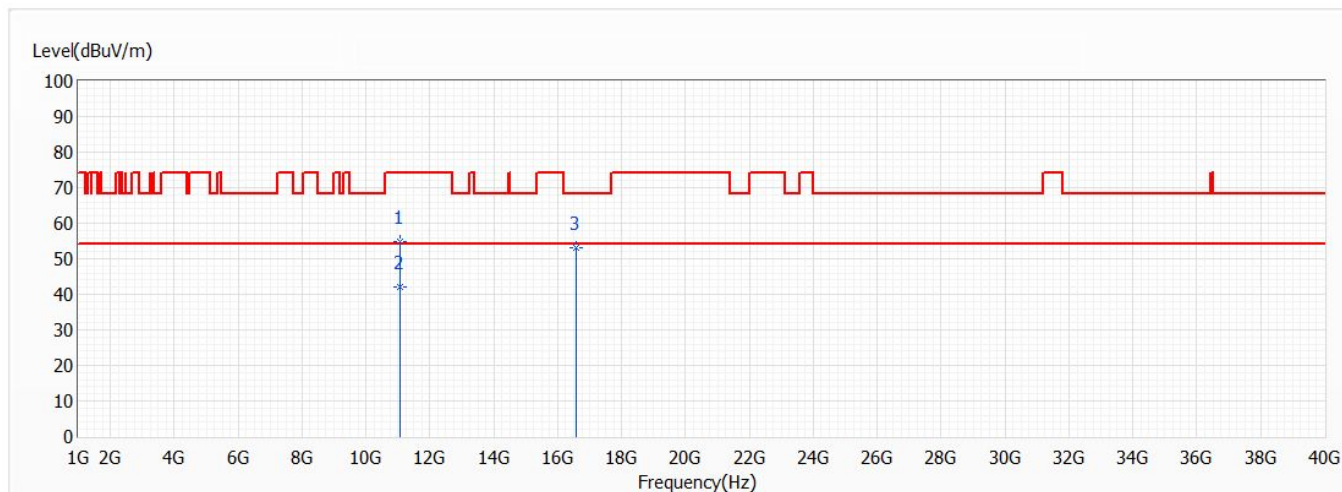


No	Frequency (MHz)	Emission Level (dBuV/m)	Limit (dBuV/m)	Margin (dB)	Reading Level (dBuV)	Correct Factor (dB)	Detector Type
1	11420.000	59.72	74.00	-14.28	57.80	1.92	PK
2	11420.000	45.98	54.00	-8.02	44.06	1.92	AV
* 3	17130.000	65.17	68.20	-3.03	58.96	6.21	PK

Note:

1. All reading above 1GHz is performed with peak and/or average measurements as necessary.
2. Emission Level = Reading Level + Correct Factor.
3. The average measurement was not performed when the peak measured data under the limit of average detection. If the readings given are average, peak measurement should also be supplied.
4. The fundamental for reference only, it's not restricted by unwanted emission limit.
5. The emission above 18GHz were not included is because their levels are lower than 20dB from limit.

Model No	LVD1	Site	CB2-H
Test Voltage	AC 120V/60Hz	Test Date	2021/5/12
Test Mode	Mode 2: Transmit_Adapter_1A100-US1230	Engineer	Ling Chen
Polarity	Horizontal	Temperature (°C)	24.0
Test Condition	802.11ac,Ant0+1,Ch 106,5.53G,BW80M	Humidity (%RH)	63.0

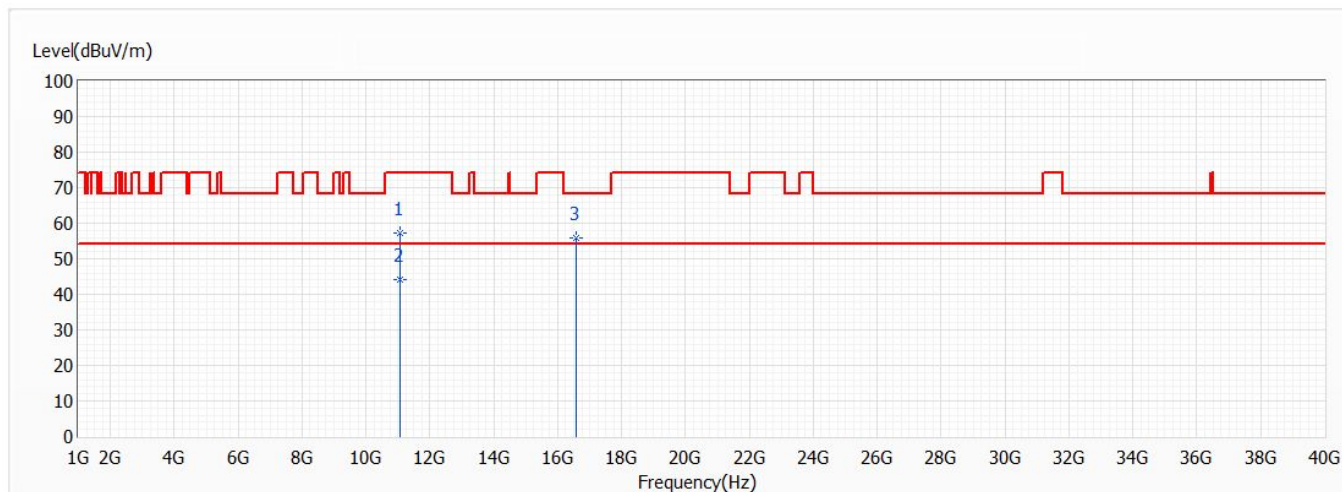


No	Frequency (MHz)	Emission Level (dBuV/m)	Limit (dBuV/m)	Margin (dB)	Reading Level (dBuV)	Correct Factor (dB)	Detector Type
1	11060.000	54.74	74.00	-19.26	52.75	1.99	PK
* 2	11060.000	42.15	54.00	-11.85	40.16	1.99	AV
3	16590.000	53.19	68.20	-15.01	49.51	3.68	PK

Note:

1. All reading above 1GHz is performed with peak and/or average measurements as necessary.
2. “ * ”, means this data is the worst value.
3. Emission Level = Reading Level + Correct Factor.
4. The average measurement was not performed when the peak measured data under the limit of average detection.
5. The emission above 18GHz were not included is because their levels are lower than 20dB from limit.

Model No	LVD1	Site	CB2-H
Test Voltage	AC 120V/60Hz	Test Date	2021/5/12
Test Mode	Mode 2: Transmit_Adapter_1A100-US1230	Engineer	Ling Chen
Polarity	Vertical	Temperature (°C)	24.0
Test Condition	802.11ac,Ant0+1,Ch 106,5.53G,BW80M	Humidity (%RH)	63.0

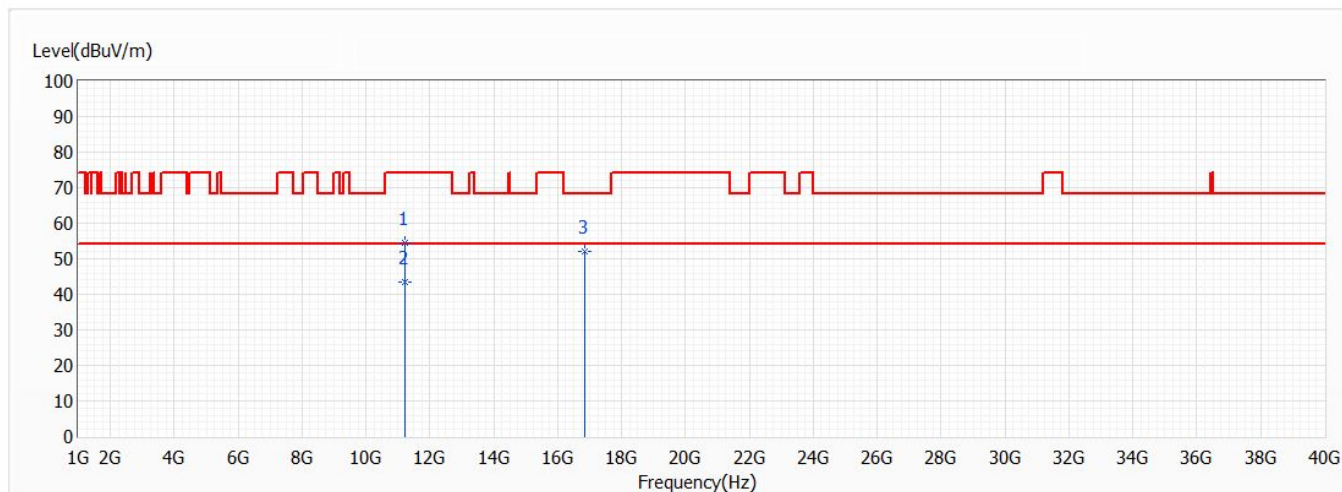


No	Frequency (MHz)	Emission Level (dBuV/m)	Limit (dBuV/m)	Margin (dB)	Reading Level (dBuV)	Correct Factor (dB)	Detector Type
1	11060.000	57.35	74.00	-16.65	55.36	1.99	PK
* 2	11060.000	44.27	54.00	-9.73	42.28	1.99	AV
3	16590.000	55.87	68.20	-12.33	52.19	3.68	PK

Note:

1. All reading above 1GHz is performed with peak and/or average measurements as necessary.
2. “ * ”, means this data is the worst value.
3. Emission Level = Reading Level + Correct Factor.
4. The average measurement was not performed when the peak measured data under the limit of average detection.
5. The emission above 18GHz were not included is because their levels are lower than 20dB from limit.

Model No	LVD1	Site	CB2-H
Test Voltage	AC 120V/60Hz	Test Date	2021/5/12
Test Mode	Mode 2: Transmit_Adapter_1A100-US1230	Engineer	Ling Chen
Polarity	Horizontal	Temperature (°C)	24.0
Test Condition	802.11ac,Ant0+1,Ch 122,5.61G,BW80M	Humidity (%RH)	63.0

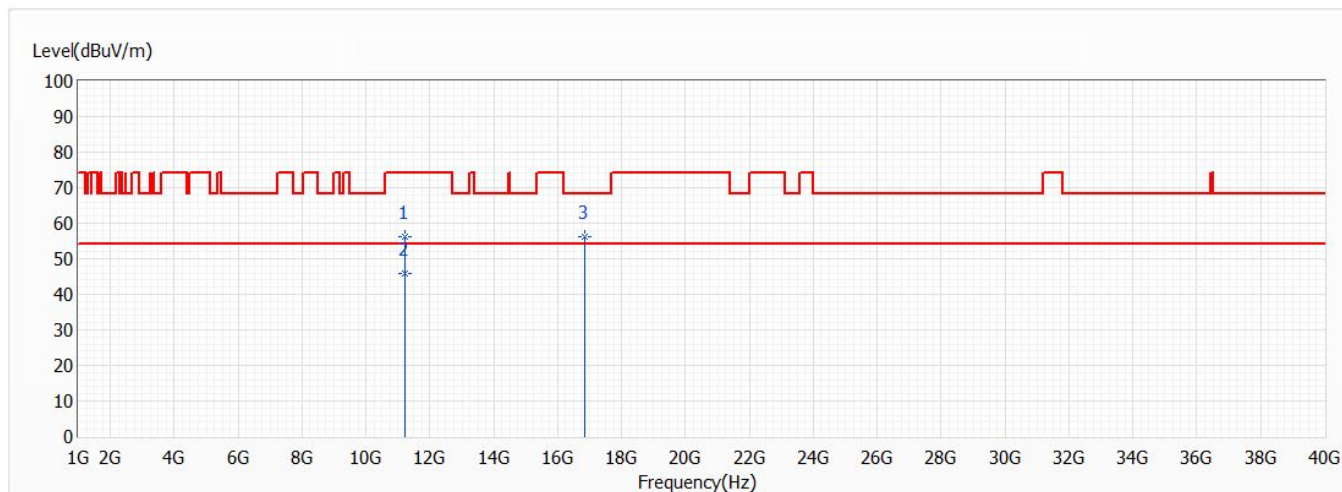


No	Frequency (MHz)	Emission Level (dBuV/m)	Limit (dBuV/m)	Margin (dB)	Reading Level (dBuV)	Correct Factor (dB)	Detector Type
1	11220.000	54.33	74.00	-19.67	52.08	2.25	PK
* 2	11220.000	43.61	54.00	-10.39	41.36	2.25	AV
3	16830.000	52.15	68.20	-16.05	47.89	4.26	PK

Note:

1. All reading above 1GHz is performed with peak and/or average measurements as necessary.
2. “ * ”, means this data is the worst value.
3. Emission Level = Reading Level + Correct Factor.
4. The average measurement was not performed when the peak measured data under the limit of average detection.
5. The emission above 18GHz were not included is because their levels are lower than 20dB from limit.

Model No	LVD1	Site	CB2-H
Test Voltage	AC 120V/60Hz	Test Date	2021/5/12
Test Mode	Mode 2: Transmit_Adapter_1A100-US1230	Engineer	Ling Chen
Polarity	Vertical	Temperature (°C)	24.0
Test Condition	802.11ac,Ant0+1,Ch 122,5.61G,BW80M	Humidity (%RH)	63.0

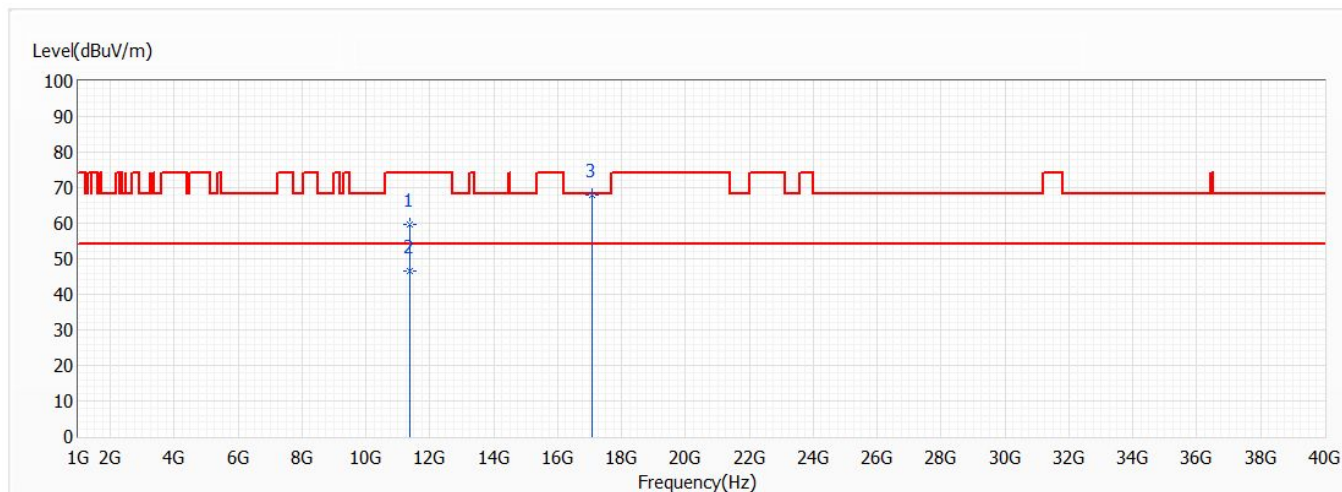


No	Frequency (MHz)	Emission Level (dBuV/m)	Limit (dBuV/m)	Margin (dB)	Reading Level (dBuV)	Correct Factor (dB)	Detector Type
1	11220.000	56.10	74.00	-17.90	53.85	2.25	PK
* 2	11220.000	45.75	54.00	-8.25	43.50	2.25	AV
3	16830.000	56.13	68.20	-12.07	51.87	4.26	PK

Note:

1. All reading above 1GHz is performed with peak and/or average measurements as necessary.
2. “ * ”, means this data is the worst value.
3. Emission Level = Reading Level + Correct Factor.
4. The average measurement was not performed when the peak measured data under the limit of average detection.
5. The emission above 18GHz were not included is because their levels are lower than 20dB from limit.

Model No	LVD1	Site	CB2-H
Test Voltage	AC 120V/60Hz	Test Date	2021/5/14
Test Mode	Mode 2: Transmit_Adapter_1A100-US1230	Engineer	Ling Chen
Polarity	Horizontal	Temperature (°C)	24.0
Test Condition	802.11ac,Ant0+1,Ch 138,5.69G,BW80M	Humidity (%RH)	63.0

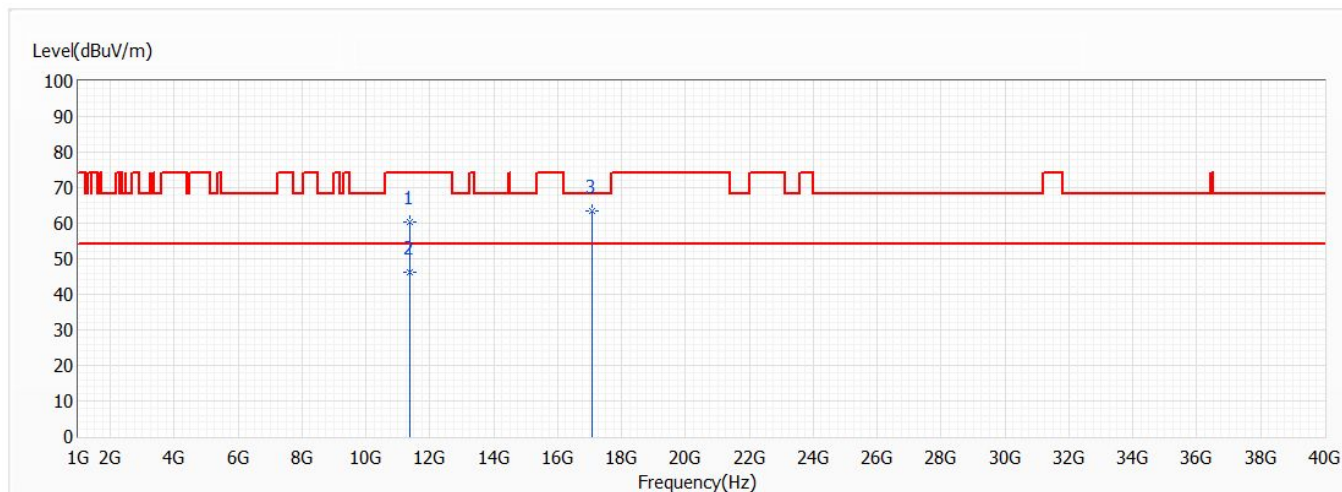


No	Frequency (MHz)	Emission Level (dBuV/m)	Limit (dBuV/m)	Margin (dB)	Reading Level (dBuV)	Correct Factor (dB)	Detector Type
1	11380.000	59.73	74.00	-14.27	57.81	1.92	PK
2	11380.000	46.62	54.00	-7.38	44.70	1.92	AV
* 3	17070.000	68.01	68.20	-0.19	62.10	5.91	PK

Note:

1. All reading above 1GHz is performed with peak and/or average measurements as necessary.
2. Emission Level = Reading Level + Correct Factor.
3. The average measurement was not performed when the peak measured data under the limit of average detection. If the readings given are average, peak measurement should also be supplied.
4. The fundamental for reference only, it's not restricted by unwanted emission limit.
5. The emission above 18GHz were not included is because their levels are lower than 20dB from limit.

Model No	LVD1	Site	CB2-H
Test Voltage	AC 120V/60Hz	Test Date	2021/5/14
Test Mode	Mode 2: Transmit_Adapter_1A100-US1230	Engineer	Ling Chen
Polarity	Vertical	Temperature (°C)	24.0
Test Condition	802.11ac,Ant0+1,Ch 138,5.69G,BW80M	Humidity (%RH)	63.0

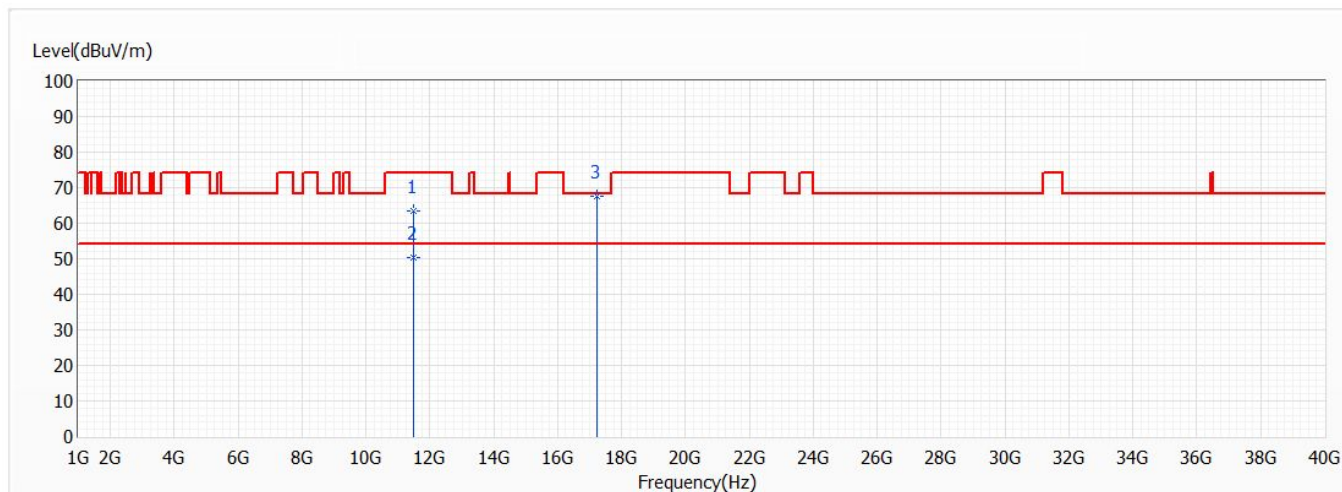


No	Frequency (MHz)	Emission Level (dBuV/m)	Limit (dBuV/m)	Margin (dB)	Reading Level (dBuV)	Correct Factor (dB)	Detector Type
1	11380.000	60.50	74.00	-13.50	58.58	1.92	PK
2	11380.000	46.11	54.00	-7.89	44.19	1.92	AV
* 3	17070.000	63.45	68.20	-4.75	57.54	5.91	PK

Note:

1. All reading above 1GHz is performed with peak and/or average measurements as necessary.
2. Emission Level = Reading Level + Correct Factor.
3. The average measurement was not performed when the peak measured data under the limit of average detection. If the readings given are average, peak measurement should also be supplied.
4. The fundamental for reference only, it's not restricted by unwanted emission limit.
5. The emission above 18GHz were not included is because their levels are lower than 20dB from limit.

Model No	LVD1	Site	CB2-H
Test Voltage	AC 120V/60Hz	Test Date	2021/5/12
Test Mode	Mode 2: Transmit_Adapter_1A100-US1230	Engineer	Ling Chen
Polarity	Horizontal	Temperature (°C)	24.0
Test Condition	802.11a,Ant1,Ch 149,5.745G,BW20M	Humidity (%RH)	63.0

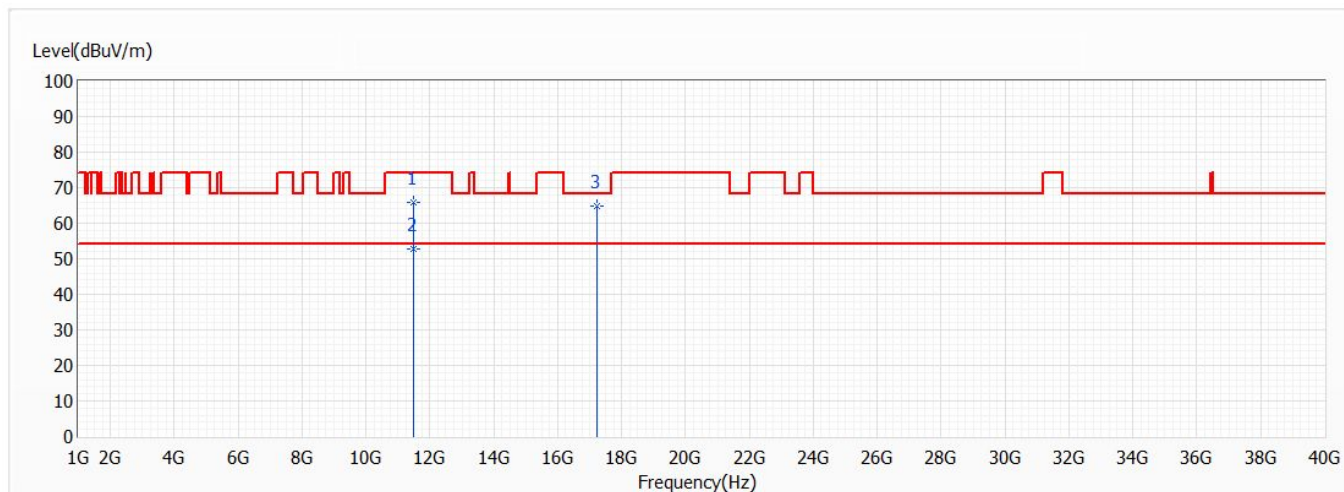


No	Frequency (MHz)	Emission Level (dBuV/m)	Limit (dBuV/m)	Margin (dB)	Reading Level (dBuV)	Correct Factor (dB)	Detector Type
1	11490.000	63.40	74.00	-10.60	60.68	2.72	PK
2	11490.000	50.22	54.00	-3.78	47.50	2.72	AV
* 3	17235.000	67.54	68.20	-0.66	62.04	5.50	PK

Note:

1. All reading above 1GHz is performed with peak and/or average measurements as necessary.
2. “ * ”, means this data is the worst value.
3. Emission Level = Reading Level + Correct Factor.
4. The average measurement was not performed when the peak measured data under the limit of average detection.
5. The emission above 18GHz were not included is because their levels are lower than 20dB from limit.

Model No	LVD1	Site	CB2-H
Test Voltage	AC 120V/60Hz	Test Date	2021/5/12
Test Mode	Mode 2: Transmit_Adapter_1A100-US1230	Engineer	Ling Chen
Polarity	Vertical	Temperature (°C)	24.0
Test Condition	802.11a,Ant1,Ch 149,5.745G,BW20M	Humidity (%RH)	63.0

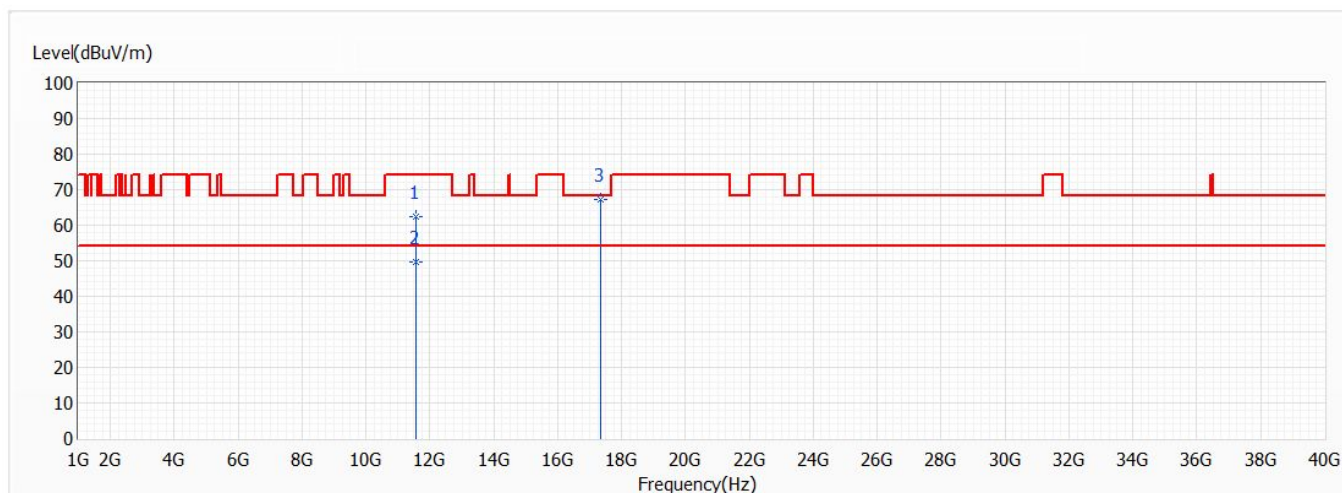


No	Frequency (MHz)	Emission Level (dBuV/m)	Limit (dBuV/m)	Margin (dB)	Reading Level (dBuV)	Correct Factor (dB)	Detector Type
1	11490.000	65.78	74.00	-8.22	63.06	2.72	PK
* 2	11490.000	52.86	54.00	-1.14	50.14	2.72	AV
3	17235.000	64.91	68.20	-3.29	59.41	5.50	PK

Note:

1. All reading above 1GHz is performed with peak and/or average measurements as necessary.
2. “ * ”, means this data is the worst value.
3. Emission Level = Reading Level + Correct Factor.
4. The average measurement was not performed when the peak measured data under the limit of average detection.
5. The emission above 18GHz were not included is because their levels are lower than 20dB from limit.

Model No	LVD1	Site	CB2-H
Test Voltage	AC 120V/60Hz	Test Date	2021/5/12
Test Mode	Mode 2: Transmit_Adapter_1A100-US1230	Engineer	Ling Chen
Polarity	Horizontal	Temperature (°C)	24.0
Test Condition	802.11a,Ant1,Ch 157,5.785G,BW20M	Humidity (%RH)	63.0

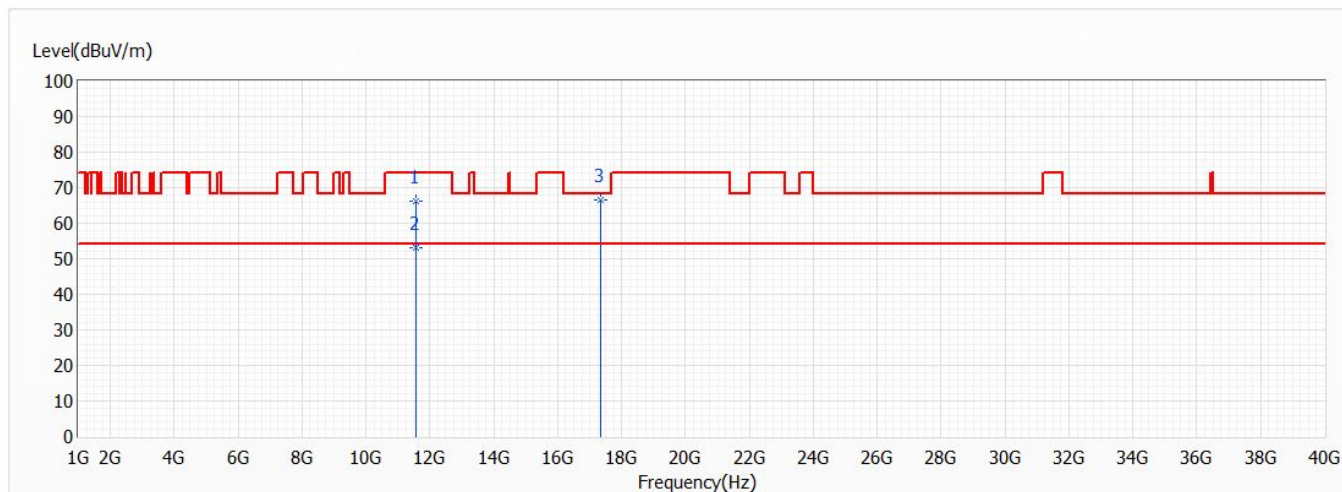


No	Frequency (MHz)	Emission Level (dBuV/m)	Limit (dBuV/m)	Margin (dB)	Reading Level (dBuV)	Correct Factor (dB)	Detector Type
1	11570.000	62.44	74.00	-11.56	59.69	2.75	PK
2	11570.000	49.59	54.00	-4.41	46.84	2.75	AV
* 3	17355.000	67.34	68.20	-0.86	61.43	5.91	PK

Note:

1. All reading above 1GHz is performed with peak and/or average measurements as necessary.
2. “ * ”, means this data is the worst value.
3. Emission Level = Reading Level + Correct Factor.
4. The average measurement was not performed when the peak measured data under the limit of average detection.
5. The emission above 18GHz were not included is because their levels are lower than 20dB from limit.

Model No	LVD1	Site	CB2-H
Test Voltage	AC 120V/60Hz	Test Date	2021/5/12
Test Mode	Mode 2: Transmit_Adapter_1A100-US1230	Engineer	Ling Chen
Polarity	Vertical	Temperature (°C)	24.0
Test Condition	802.11a,Ant1,Ch 157,5.785G,BW20M	Humidity (%RH)	63.0

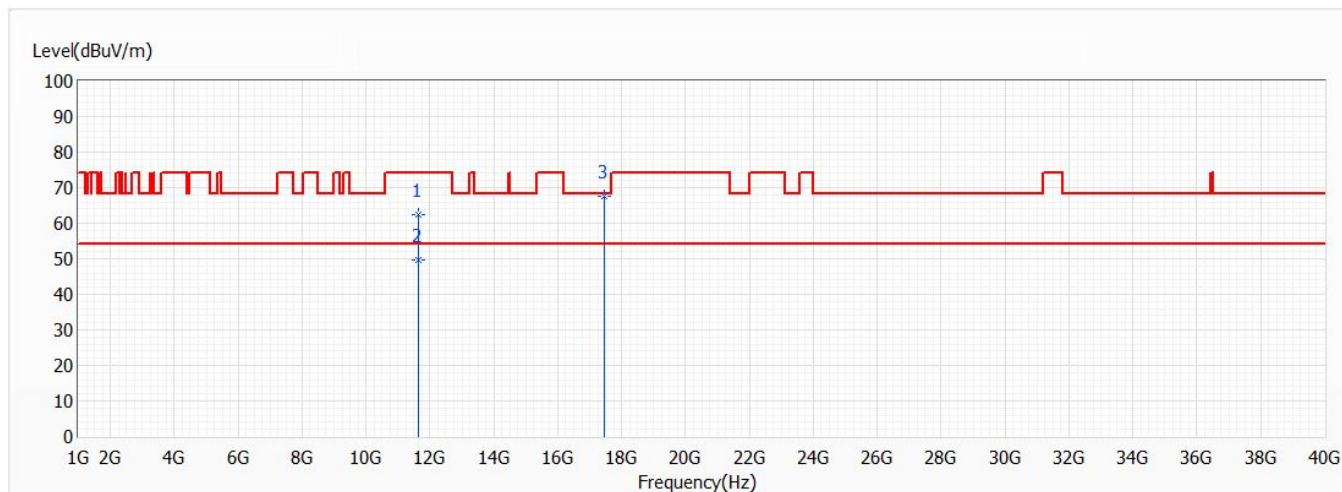


No	Frequency (MHz)	Emission Level (dBuV/m)	Limit (dBuV/m)	Margin (dB)	Reading Level (dBuV)	Correct Factor (dB)	Detector Type
1	11570.000	66.11	74.00	-7.89	63.36	2.75	PK
* 2	11570.000	53.02	54.00	-0.98	50.27	2.75	AV
3	17355.000	66.68	68.20	-1.52	60.77	5.91	PK

Note:

1. All reading above 1GHz is performed with peak and/or average measurements as necessary.
2. “ * ”, means this data is the worst value.
3. Emission Level = Reading Level + Correct Factor.
4. The average measurement was not performed when the peak measured data under the limit of average detection.
5. The emission above 18GHz were not included is because their levels are lower than 20dB from limit.

Model No	LVD1	Site	CB2-H
Test Voltage	AC 120V/60Hz	Test Date	2021/5/12
Test Mode	Mode 2: Transmit_Adapter_1A100-US1230	Engineer	Ling Chen
Polarity	Horizontal	Temperature (°C)	24.0
Test Condition	802.11a,Ant1,Ch 165,5.825G,BW20M	Humidity (%RH)	63.0

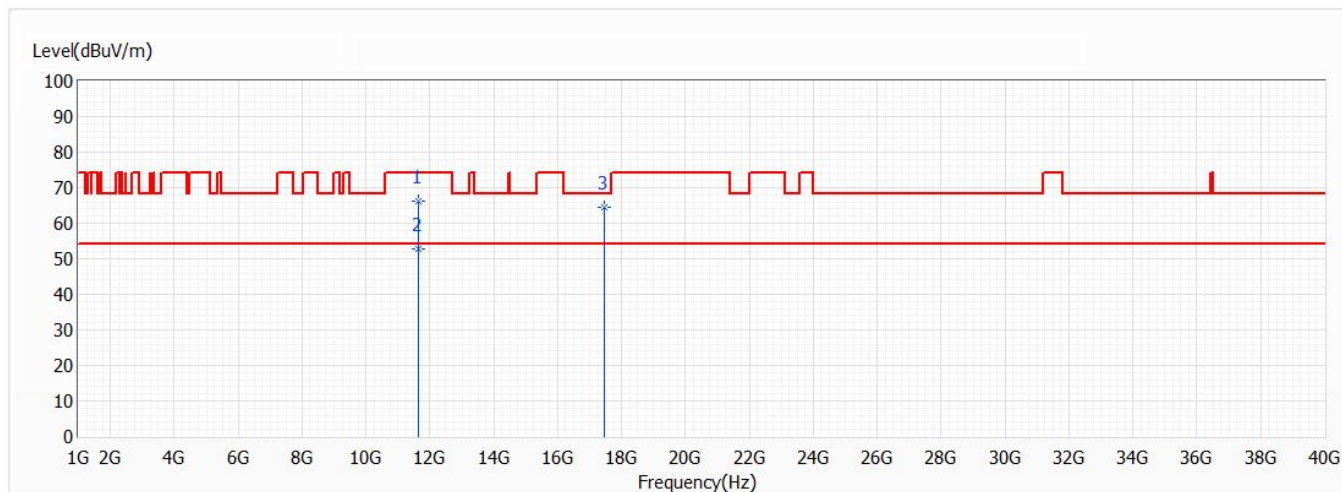


No	Frequency (MHz)	Emission Level (dBuV/m)	Limit (dBuV/m)	Margin (dB)	Reading Level (dBuV)	Correct Factor (dB)	Detector Type
1	11650.000	62.49	74.00	-11.51	59.73	2.76	PK
2	11650.000	49.64	54.00	-4.36	46.88	2.76	AV
* 3	17475.000	67.59	68.20	-0.61	61.26	6.33	PK

Note:

1. All reading above 1GHz is performed with peak and/or average measurements as necessary.
2. “ * ”, means this data is the worst value.
3. Emission Level = Reading Level + Correct Factor.
4. The average measurement was not performed when the peak measured data under the limit of average detection.
5. The emission above 18GHz were not included is because their levels are lower than 20dB from limit.

Model No	LVD1	Site	CB2-H
Test Voltage	AC 120V/60Hz	Test Date	2021/5/12
Test Mode	Mode 2: Transmit_Adapter_1A100-US1230	Engineer	Ling Chen
Polarity	Vertical	Temperature (°C)	24.0
Test Condition	802.11a,Ant1,Ch 165,5.825G,BW20M	Humidity (%RH)	63.0

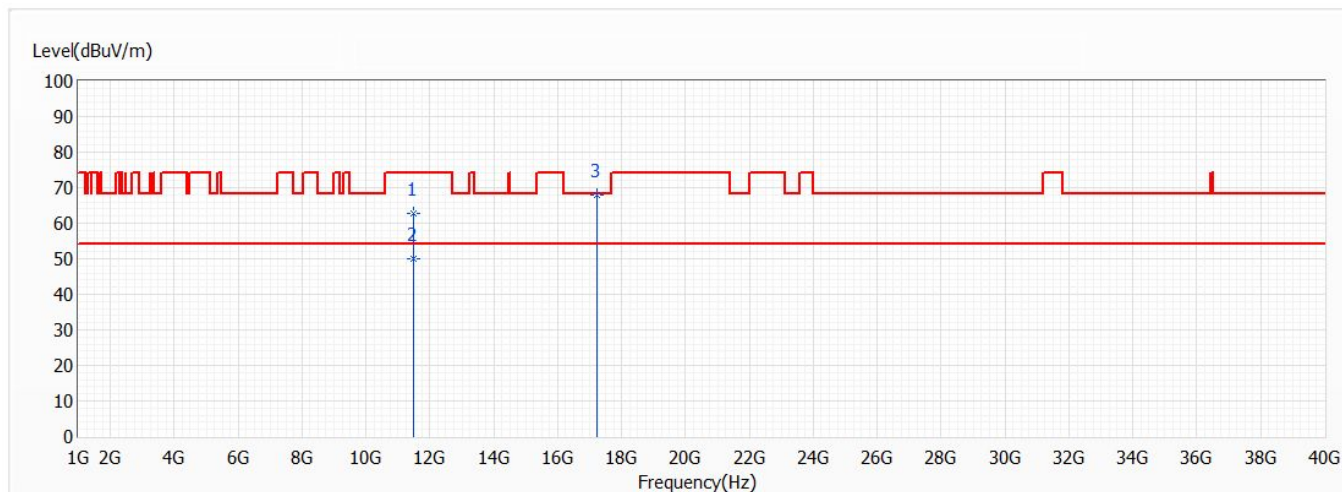


No	Frequency (MHz)	Emission Level (dBuV/m)	Limit (dBuV/m)	Margin (dB)	Reading Level (dBuV)	Correct Factor (dB)	Detector Type
1	11650.000	66.19	74.00	-7.81	63.43	2.76	PK
* 2	11650.000	52.67	54.00	-1.33	49.91	2.76	AV
3	17475.000	64.37	68.20	-3.83	58.04	6.33	PK

Note:

1. All reading above 1GHz is performed with peak and/or average measurements as necessary.
2. “ * ”, means this data is the worst value.
3. Emission Level = Reading Level + Correct Factor.
4. The average measurement was not performed when the peak measured data under the limit of average detection.
5. The emission above 18GHz were not included is because their levels are lower than 20dB from limit.

Model No	LVD1	Site	CB2-H
Test Voltage	AC 120V/60Hz	Test Date	2021/5/12
Test Mode	Mode 2: Transmit_Adapter_1A100-US1230	Engineer	Ling Chen
Polarity	Horizontal	Temperature (°C)	24.0
Test Condition	802.11ac,Ant0+1,Ch 149,5.745G,BW20M	Humidity (%RH)	63.0

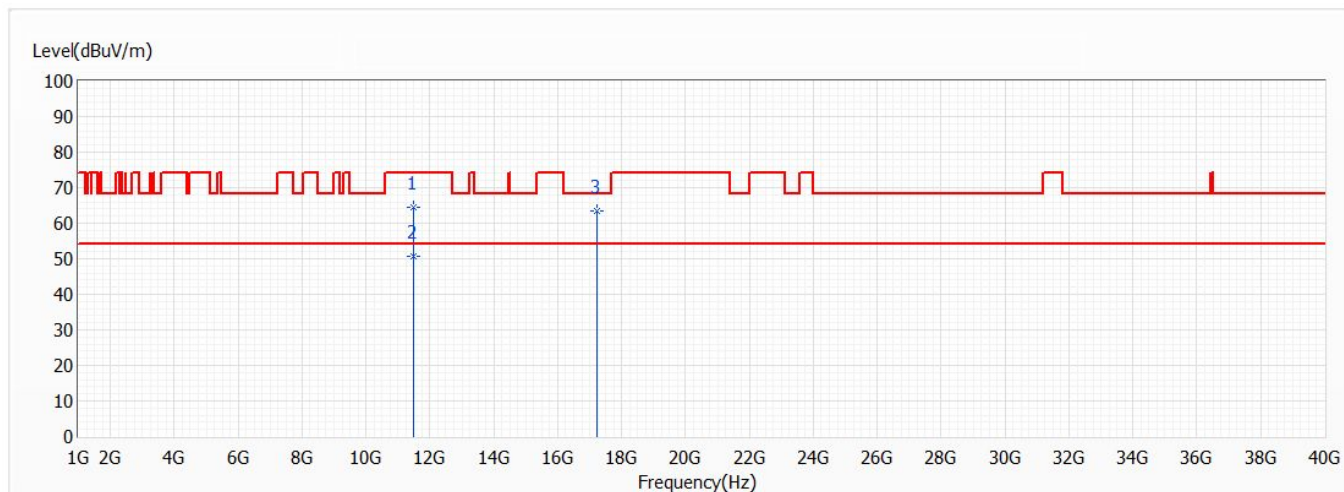


No	Frequency (MHz)	Emission Level (dBuV/m)	Limit (dBuV/m)	Margin (dB)	Reading Level (dBuV)	Correct Factor (dB)	Detector Type
1	11490.000	62.59	74.00	-11.41	59.87	2.72	PK
2	11490.000	49.86	54.00	-4.14	47.14	2.72	AV
* 3	17235.000	67.84	68.20	-0.36	62.34	5.50	PK

Note:

1. All reading above 1GHz is performed with peak and/or average measurements as necessary.
2. “ * ”, means this data is the worst value.
3. Emission Level = Reading Level + Correct Factor.
4. The average measurement was not performed when the peak measured data under the limit of average detection.
5. The emission above 18GHz were not included is because their levels are lower than 20dB from limit.

Model No	LVD1	Site	CB2-H
Test Voltage	AC 120V/60Hz	Test Date	2021/5/12
Test Mode	Mode 2: Transmit_Adapter_1A100-US1230	Engineer	Ling Chen
Polarity	Vertical	Temperature (°C)	24.0
Test Condition	802.11ac,Ant0+1,Ch 149,5.745G,BW20M	Humidity (%RH)	63.0

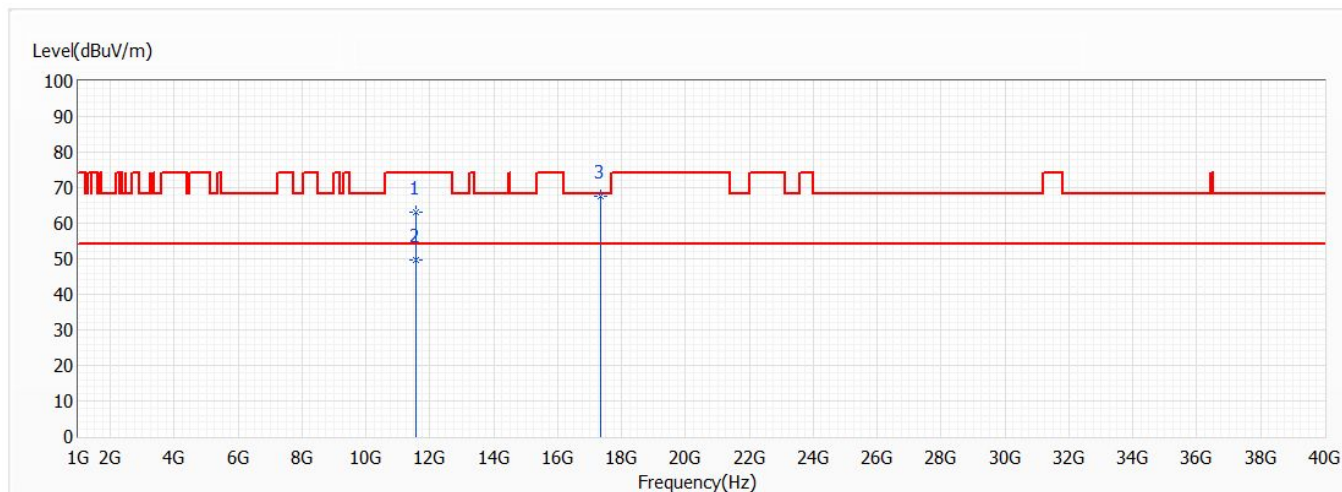


No	Frequency (MHz)	Emission Level (dBuV/m)	Limit (dBuV/m)	Margin (dB)	Reading Level (dBuV)	Correct Factor (dB)	Detector Type
1	11490.000	64.59	74.00	-9.41	61.87	2.72	PK
* 2	11490.000	50.53	54.00	-3.47	47.81	2.72	AV
3	17235.000	63.59	68.20	-4.61	58.09	5.50	PK

Note:

1. All reading above 1GHz is performed with peak and/or average measurements as necessary.
2. “ * ”, means this data is the worst value.
3. Emission Level = Reading Level + Correct Factor.
4. The average measurement was not performed when the peak measured data under the limit of average detection.
5. The emission above 18GHz were not included is because their levels are lower than 20dB from limit.

Model No	LVD1	Site	CB2-H
Test Voltage	AC 120V/60Hz	Test Date	2021/5/12
Test Mode	Mode 2: Transmit_Adapter_1A100-US1230	Engineer	Ling Chen
Polarity	Horizontal	Temperature (°C)	24.0
Test Condition	802.11ac,Ant0+1,Ch 157,5.785G,BW20M	Humidity (%RH)	63.0

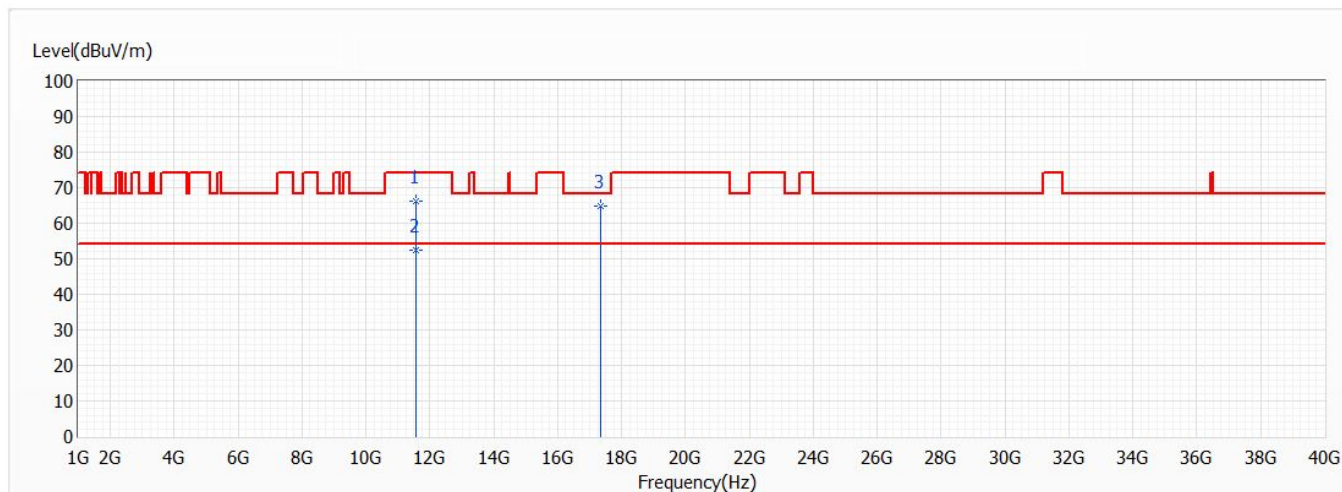


No	Frequency (MHz)	Emission Level (dBuV/m)	Limit (dBuV/m)	Margin (dB)	Reading Level (dBuV)	Correct Factor (dB)	Detector Type
1	11570.000	62.94	74.00	-11.06	60.19	2.75	PK
2	11570.000	49.68	54.00	-4.32	46.93	2.75	AV
* 3	17355.000	67.74	68.20	-0.46	61.83	5.91	PK

Note:

1. All reading above 1GHz is performed with peak and/or average measurements as necessary.
2. “ * ”, means this data is the worst value.
3. Emission Level = Reading Level + Correct Factor.
4. The average measurement was not performed when the peak measured data under the limit of average detection.
5. The emission above 18GHz were not included is because their levels are lower than 20dB from limit.

Model No	LVD1	Site	CB2-H
Test Voltage	AC 120V/60Hz	Test Date	2021/5/12
Test Mode	Mode 2: Transmit_Adapter_1A100-US1230	Engineer	Ling Chen
Polarity	Vertical	Temperature (°C)	24.0
Test Condition	802.11ac,Ant0+1,Ch 157,5.785G,BW20M	Humidity (%RH)	63.0

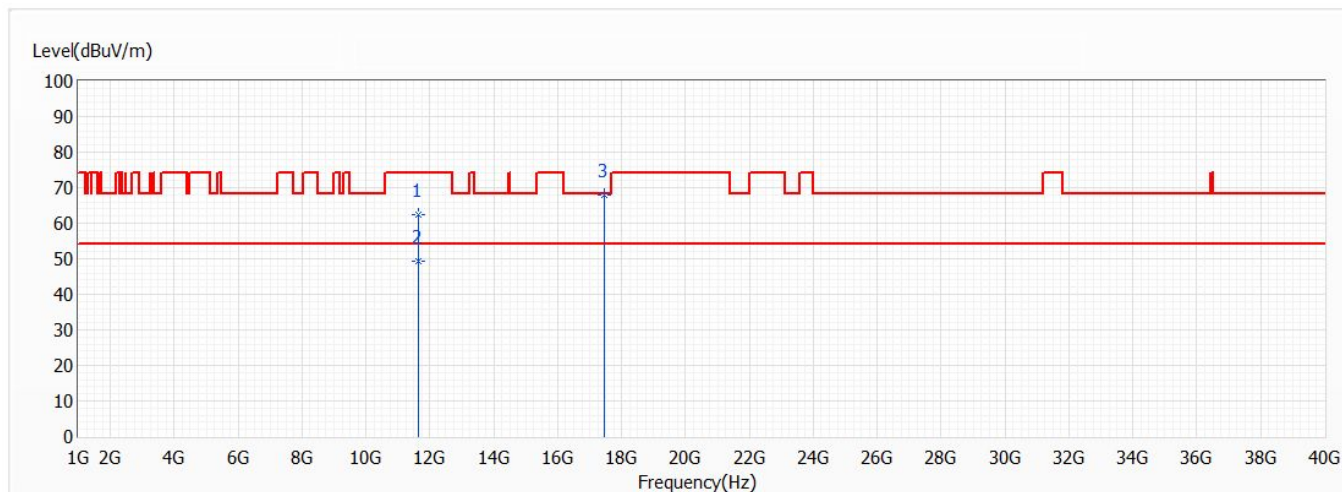


No	Frequency (MHz)	Emission Level (dBuV/m)	Limit (dBuV/m)	Margin (dB)	Reading Level (dBuV)	Correct Factor (dB)	Detector Type
1	11570.000	66.37	74.00	-7.63	63.62	2.75	PK
* 2	11570.000	52.39	54.00	-1.61	49.64	2.75	AV
3	17355.000	64.89	68.20	-3.31	58.98	5.91	PK

Note:

1. All reading above 1GHz is performed with peak and/or average measurements as necessary.
2. “ * ”, means this data is the worst value.
3. Emission Level = Reading Level + Correct Factor.
4. The average measurement was not performed when the peak measured data under the limit of average detection.
5. The emission above 18GHz were not included is because their levels are lower than 20dB from limit.

Model No	LVD1	Site	CB2-H
Test Voltage	AC 120V/60Hz	Test Date	2021/5/12
Test Mode	Mode 2: Transmit_Adapter_1A100-US1230	Engineer	Ling Chen
Polarity	Horizontal	Temperature (°C)	24.0
Test Condition	802.11ac,Ant0+1,Ch 165,5.825G,BW20M	Humidity (%RH)	63.0

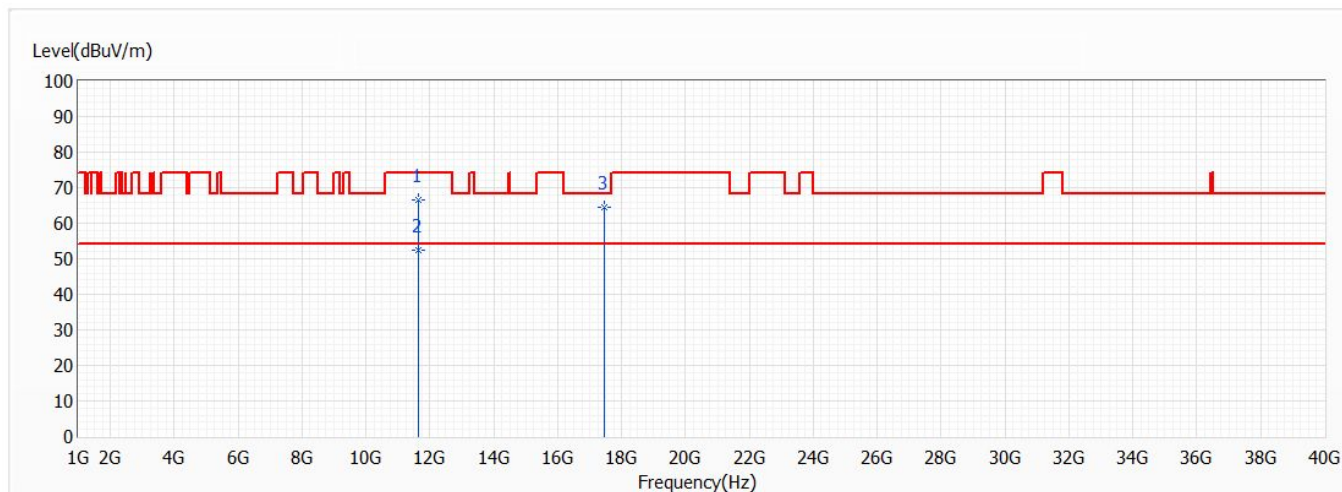


No	Frequency (MHz)	Emission Level (dBuV/m)	Limit (dBuV/m)	Margin (dB)	Reading Level (dBuV)	Correct Factor (dB)	Detector Type
1	11650.000	62.48	74.00	-11.52	59.72	2.76	PK
2	11650.000	49.17	54.00	-4.83	46.41	2.76	AV
* 3	17475.000	67.83	68.20	-0.37	61.50	6.33	PK

Note:

1. All reading above 1GHz is performed with peak and/or average measurements as necessary.
2. “ * ”, means this data is the worst value.
3. Emission Level = Reading Level + Correct Factor.
4. The average measurement was not performed when the peak measured data under the limit of average detection.
5. The emission above 18GHz were not included is because their levels are lower than 20dB from limit.

Model No	LVD1	Site	CB2-H
Test Voltage	AC 120V/60Hz	Test Date	2021/5/12
Test Mode	Mode 2: Transmit_Adapter_1A100-US1230	Engineer	Ling Chen
Polarity	Vertical	Temperature (°C)	24.0
Test Condition	802.11ac,Ant0+1,Ch 165,5.825G,BW20M	Humidity (%RH)	63.0

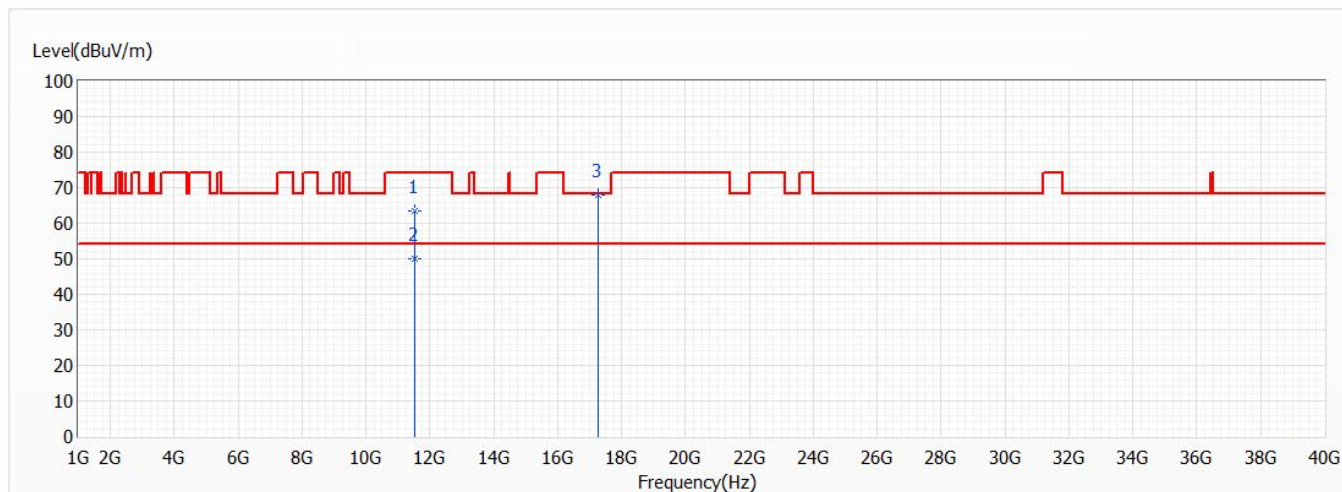


No	Frequency (MHz)	Emission Level (dBuV/m)	Limit (dBuV/m)	Margin (dB)	Reading Level (dBuV)	Correct Factor (dB)	Detector Type
1	11650.000	66.43	74.00	-7.57	63.67	2.76	PK
* 2	11650.000	52.37	54.00	-1.63	49.61	2.76	AV
3	17475.000	64.38	68.20	-3.82	58.05	6.33	PK

Note:

1. All reading above 1GHz is performed with peak and/or average measurements as necessary.
2. “ * ”, means this data is the worst value.
3. Emission Level = Reading Level + Correct Factor.
4. The average measurement was not performed when the peak measured data under the limit of average detection.
5. The emission above 18GHz were not included is because their levels are lower than 20dB from limit.

Model No	LVD1	Site	CB2-H
Test Voltage	AC 120V/60Hz	Test Date	2021/5/12
Test Mode	Mode 2: Transmit_Adapter_1A100-US1230	Engineer	Ling Chen
Polarity	Horizontal	Temperature (°C)	24.0
Test Condition	802.11ac,Ant0+1,Ch 151,5.755G,BW40M	Humidity (%RH)	63.0

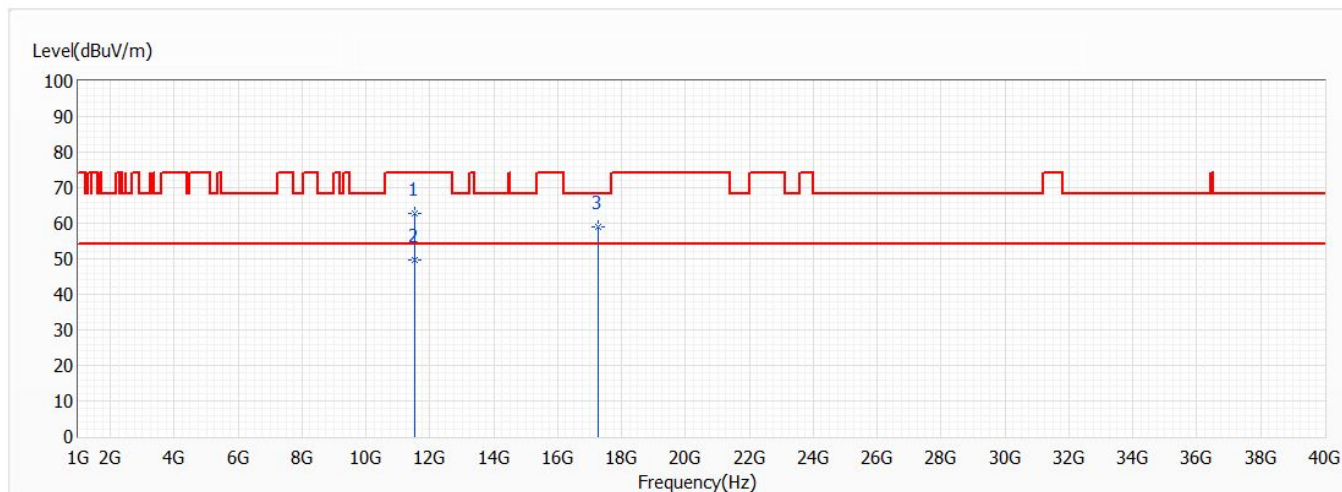


No	Frequency (MHz)	Emission Level (dBuV/m)	Limit (dBuV/m)	Margin (dB)	Reading Level (dBuV)	Correct Factor (dB)	Detector Type
1	11510.000	63.37	74.00	-10.63	60.64	2.73	PK
2	11510.000	50.12	54.00	-3.88	47.39	2.73	AV
* 3	17265.000	67.88	68.20	-0.32	62.29	5.59	PK

Note:

1. All reading above 1GHz is performed with peak and/or average measurements as necessary.
2. “ * ”, means this data is the worst value.
3. Emission Level = Reading Level + Correct Factor.
4. The average measurement was not performed when the peak measured data under the limit of average detection.
5. The emission above 18GHz were not included is because their levels are lower than 20dB from limit.

Model No	LVD1	Site	CB2-H
Test Voltage	AC 120V/60Hz	Test Date	2021/5/12
Test Mode	Mode 2: Transmit_Adapter_1A100-US1230	Engineer	Ling Chen
Polarity	Vertical	Temperature (°C)	24.0
Test Condition	802.11ac,Ant0+1,Ch 151,5.755G,BW40M	Humidity (%RH)	63.0

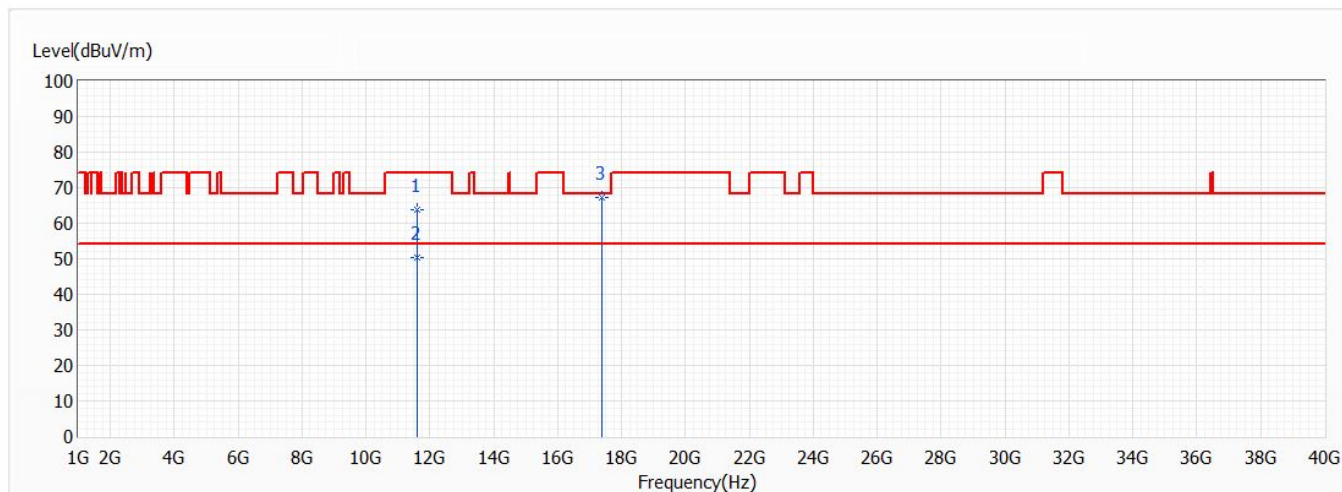


No	Frequency (MHz)	Emission Level (dBuV/m)	Limit (dBuV/m)	Margin (dB)	Reading Level (dBuV)	Correct Factor (dB)	Detector Type
1	11510.000	62.59	74.00	-11.41	59.86	2.73	PK
* 2	11510.000	49.64	54.00	-4.36	46.91	2.73	AV
3	17265.000	58.96	68.20	-9.24	53.37	5.59	PK

Note:

1. All reading above 1GHz is performed with peak and/or average measurements as necessary.
2. “ * ”, means this data is the worst value.
3. Emission Level = Reading Level + Correct Factor.
4. The average measurement was not performed when the peak measured data under the limit of average detection.
5. The emission above 18GHz were not included is because their levels are lower than 20dB from limit.

Model No	LVD1	Site	CB2-H
Test Voltage	AC 120V/60Hz	Test Date	2021/5/12
Test Mode	Mode 2: Transmit_Adapter_1A100-US1230	Engineer	Ling Chen
Polarity	Horizontal	Temperature (°C)	24.0
Test Condition	802.11ac,Ant0+1,Ch 159,5.795G,BW40M	Humidity (%RH)	63.0

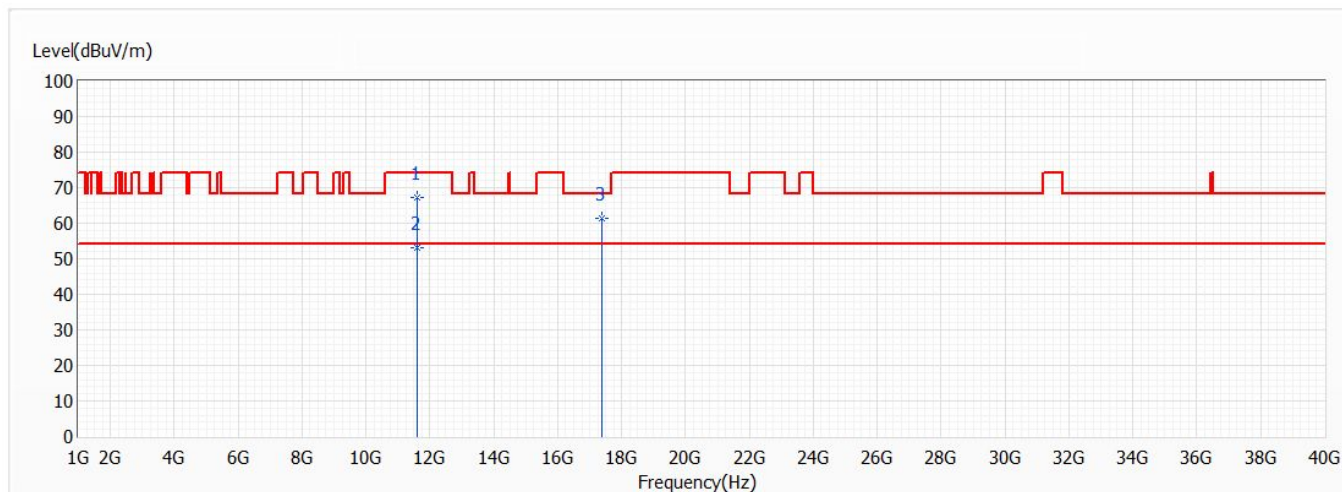


No	Frequency (MHz)	Emission Level (dBuV/m)	Limit (dBuV/m)	Margin (dB)	Reading Level (dBuV)	Correct Factor (dB)	Detector Type
1	11590.000	63.85	74.00	-10.15	61.10	2.75	PK
2	11590.000	50.46	54.00	-3.54	47.71	2.75	AV
* 3	17385.000	67.41	68.20	-0.79	61.39	6.02	PK

Note:

1. All reading above 1GHz is performed with peak and/or average measurements as necessary.
2. “ * ”, means this data is the worst value.
3. Emission Level = Reading Level + Correct Factor.
4. The average measurement was not performed when the peak measured data under the limit of average detection.
5. The emission above 18GHz were not included is because their levels are lower than 20dB from limit.

Model No	LVD1	Site	CB2-H
Test Voltage	AC 120V/60Hz	Test Date	2021/5/12
Test Mode	Mode 2: Transmit_Adapter_1A100-US1230	Engineer	Ling Chen
Polarity	Vertical	Temperature (°C)	24.0
Test Condition	802.11ac,Ant0+1,Ch 159,5.795G,BW40M	Humidity (%RH)	63.0

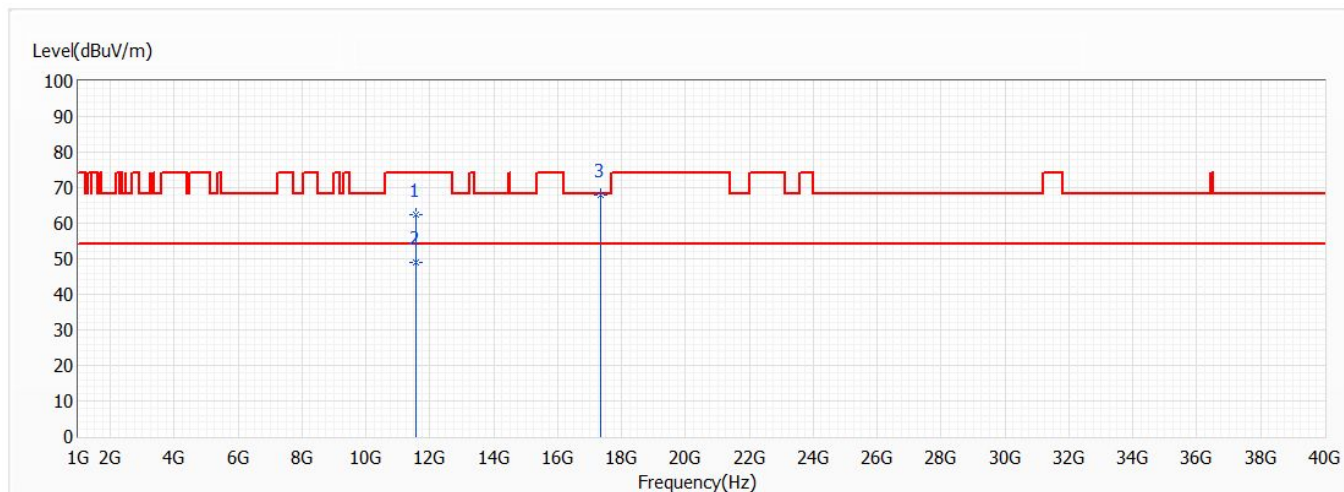


No	Frequency (MHz)	Emission Level (dBuV/m)	Limit (dBuV/m)	Margin (dB)	Reading Level (dBuV)	Correct Factor (dB)	Detector Type
1	11590.000	67.22	74.00	-6.78	64.47	2.75	PK
* 2	11590.000	53.11	54.00	-0.89	50.36	2.75	AV
3	17385.000	61.53	68.20	-6.67	55.51	6.02	PK

Note:

1. All reading above 1GHz is performed with peak and/or average measurements as necessary.
2. “ * ”, means this data is the worst value.
3. Emission Level = Reading Level + Correct Factor.
4. The average measurement was not performed when the peak measured data under the limit of average detection.
5. The emission above 18GHz were not included is because their levels are lower than 20dB from limit.

Model No	LVD1	Site	CB2-H
Test Voltage	AC 120V/60Hz	Test Date	2021/5/12
Test Mode	Mode 2: Transmit_Adapter_1A100-US1230	Engineer	Ling Chen
Polarity	Horizontal	Temperature (°C)	24.0
Test Condition	802.11ac,Ant0+1,Ch 155,5.775G,BW80M	Humidity (%RH)	63.0

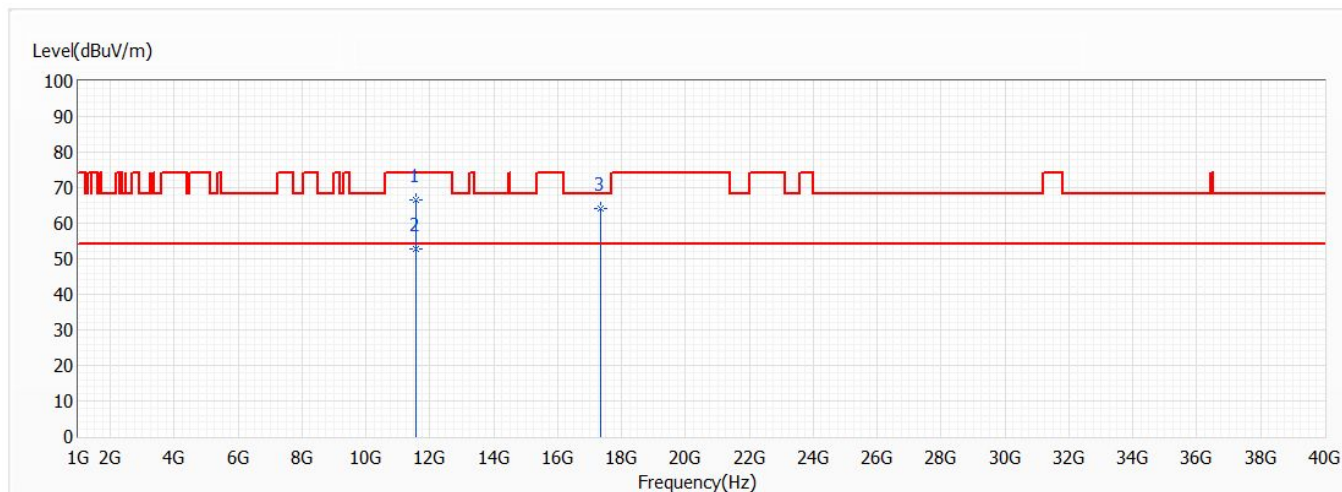


No	Frequency (MHz)	Emission Level (dBuV/m)	Limit (dBuV/m)	Margin (dB)	Reading Level (dBuV)	Correct Factor (dB)	Detector Type
1	11550.000	62.27	74.00	-11.73	59.53	2.74	PK
2	11550.000	48.96	54.00	-5.04	46.22	2.74	AV
* 3	17325.000	67.83	68.20	-0.37	62.02	5.81	PK

Note:

1. All reading above 1GHz is performed with peak and/or average measurements as necessary.
2. “ * ”, means this data is the worst value.
3. Emission Level = Reading Level + Correct Factor.
4. The average measurement was not performed when the peak measured data under the limit of average detection.
5. The emission above 18GHz were not included is because their levels are lower than 20dB from limit.

Model No	LVD1	Site	CB2-H
Test Voltage	AC 120V/60Hz	Test Date	2021/5/12
Test Mode	Mode 2: Transmit_Adapter_1A100-US1230	Engineer	Ling Chen
Polarity	Vertical	Temperature (°C)	24.0
Test Condition	802.11ac,Ant0+1,Ch 155,5.775G,BW80M	Humidity (%RH)	63.0



No	Frequency (MHz)	Emission Level (dBuV/m)	Limit (dBuV/m)	Margin (dB)	Reading Level (dBuV)	Correct Factor (dB)	Detector Type
1	11550.000	66.44	74.00	-7.56	63.70	2.74	PK
* 2	11550.000	52.86	54.00	-1.14	50.12	2.74	AV
3	17325.000	64.15	68.20	-4.05	58.34	5.81	PK

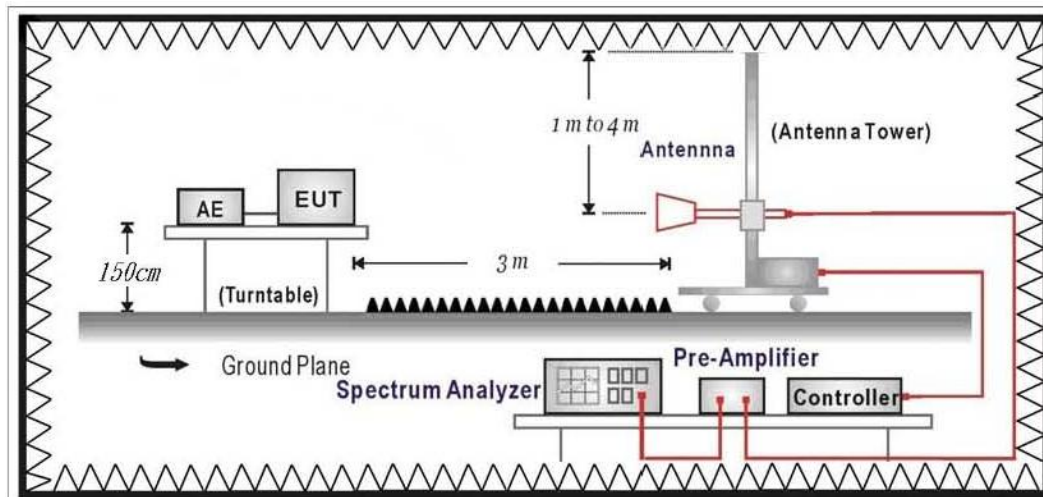
Note:

1. All reading above 1GHz is performed with peak and/or average measurements as necessary.
2. “ * ”, means this data is the worst value.
3. Emission Level = Reading Level + Correct Factor.
4. The average measurement was not performed when the peak measured data under the limit of average detection.
5. The emission above 18GHz were not included is because their levels are lower than 20dB from limit.

7. Band Edge

7.1. Test Setup

RF Radiated Measurement:



7.2. Limits

➤ General Radiated Emission Limits

The provisions of Section 15.205 of this part apply to intentional radiators operating under this section. Radiated emissions which fall in the restricted bands, as defined in Section 15.205, must also comply with the radiated emission limits specified in Section 15.209:

FCC Part 15 Subpart C Paragraph 15.209 Limits		
Frequency MHz	uV/m @3m	dBuV/m@3m
30 - 88	100	40
88 - 216	150	43.5
216 - 960	200	46
Above 960	500	54

Remark:

1. RF Voltage (dBuV) = 20 log RF Voltage (uV)
2. In the Above Table, the tighter limit applies at the band edges.
3. Distance refers to the distance in meters between the measuring instrument antenna and the closed point of any part of the device or system.

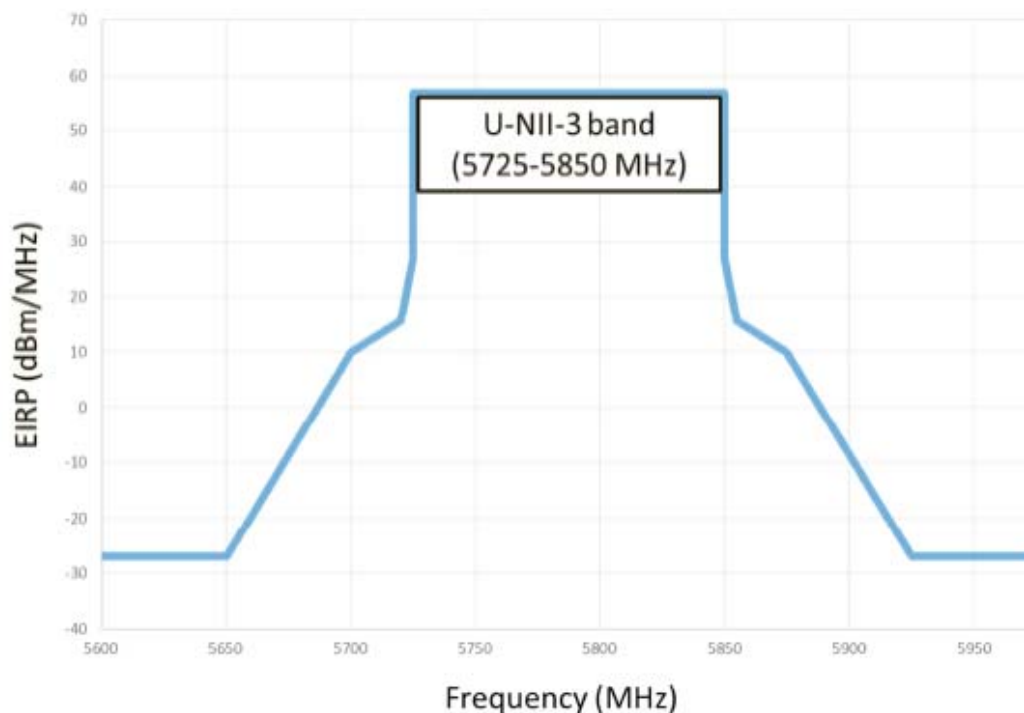
➤ **Unwanted Emission out of the restricted bands Limits**

FCC Part 15 Subpart E Paragraph 15.407(b) Limits		
Frequency (MHz)	EIRP Limit (dBm)	Equivalent Field Strength (dBuV/m@3m)
5150 - 5250	-27	68.3
5250 - 5350	-27	68.3
5470 - 5725	-27	68.3
5725 - 5850	-27 (Note1)	68.3
	-17 (Note2)	78.3

4. For transmitters operating in the 5.725-5.85 GHz band

(i) All emissions shall be limited to a level of -27 dBm/MHz at 75 MHz or more above or below the band edge increasing linearly to 10 dBm/MHz at 25 MHz above or below the band edge, and from 25 MHz above or below the band edge increasing linearly to a level of 15.6 dBm/MHz at 5 MHz above or below the band edge, and from 5 MHz above or below the band edge increasing linearly to a level of 27dBm/MHz at the band edge.

(ii) Devices certified before March 2, 2019 with antenna gain greater than 10 dBi may demonstrate compliance with the emission limits in Section 15.247(d), but manufacturing, marketing and importing of devices certified under this alternative must cease by March 2, 2018. Devices certified before March 2, 2018 with antenna gain of 10 dBi or less may demonstrate compliance with the emission limits in Section 15.247(d), but manufacturing, marketing and importing of devices certified under this alternative must cease before March 2, 2020.



Remark:

1. For frequencies more than 10 MHz above or below the band edges.
2. For frequency range from the band edges to 10 MHz above or below the band edges.

$$3. \quad \mu\text{V/m} = \frac{1000000 \sqrt{30 \times EIRP}}{3}, \quad \text{RF Voltage (dBuV/m)} = 20 \log \text{RF Voltage (}\mu\text{V/m)}$$

7.3. Test Procedure

The EUT and its simulators are placed on a turn table which is 0.8 meter above ground. The turn table can rotate 360 degrees to determine the position of the maximum emission level. The EUT was positioned such that the distance from antenna to the EUT was 3 meters.

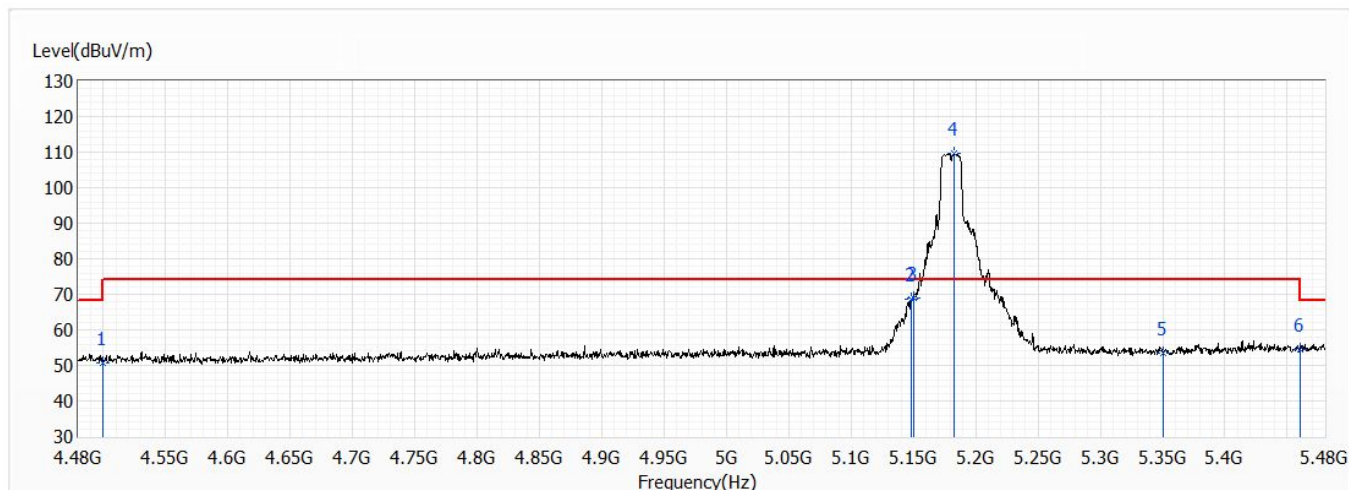
The antenna can move up and down between 1 meter and 4 meters to find out the maximum emission level.

Both horizontal and vertical polarization of the antenna are set on measurement. In order to find the maximum emission, all of the interface cables must be manipulated according to ANSI C63.10: 2013 on radiated measurement.

The bandwidth below 1GHz setting on the field strength meter is 120 KHz, above 1GHz are 1 MHz.

7.4. Test Result

Model No	LVD1	Site	CB2-H
Test Voltage	AC 120V	Test Date	2021/5/29
Test Mode	Mode 2: Transmit_Adapter_1A100-US1230	Engineer	Elwin Lin
Polarity	Horizontal	Temperature (°C)	24.0
Test Condition	802.11a,Ant1,Ch 36,5.18G,BW20M	Humidity (%RH)	66.0



No	Frequency (MHz)	Emission Level (dBuV/m)	Limit (dBuV/m)	Margin (dB)	Reading Level (dBuV)	Correct Factor (dB)	Detector Type
1	4500.000	50.85	74.00	-23.15	28.88	21.97	PK
2	5148.000	68.61	74.00	-5.39	45.04	23.57	PK
3	5150.000	68.92	74.00	-5.08	45.35	23.57	PK
! 4	5183.000	109.66	74.00	35.66	86.03	23.63	PK
5	5350.000	53.51	74.00	-20.49	29.54	23.97	PK
6	5460.000	54.48	74.00	-19.52	30.30	24.18	PK

Note:

1. All reading above 1GHz is performed with peak and/or average measurements as necessary.
2. Emission Level = Reading Level + Correct Factor.
3. The average measurement was not performed when the peak measured data under the limit of average detection. If the readings given are average, peak measurement should also be supplied.
4. The fundamental for reference only, it's not restricted by unwanted emission limit.