


年Y月M日D	更正记事 ECN RECORD	版本REV
2025/03/26	首版发行	A
2025/03/29	增加绒布袋	A1
2025/03/31	注意事项增加内容	A2
2025/04/02	增加FCC 警告语及FCC ID	A3



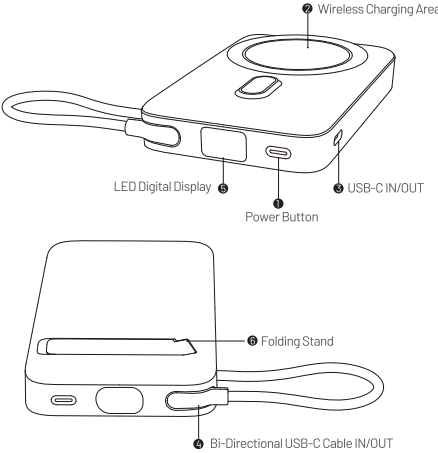
10000mAh Power Bank

User Manual | VWS-H39

Introduction

Dear customer, thanks for your trust in Vention. This manual is designed to provide you with all the information you need. Please read this manual carefully before use and keep it properly for future reference.

Product Overview



Specifications

Model: FKH
Material: PC + ABS
Interface: USB-C
Battery Capacity: 5000mAh (7.7V/38.5Wh) (5000*2)
Input (USB-C): 5V~3A; 9V~2.22A; 12V~1.67A (20W Max)
Input (Built-in USB-C Cable): 5V~3A; 9V~2.22A; 12V~1.67A (20W Max)
Output (USB-C): 5V~3A; 9V~3A; 12V~2.5A; 15V~2.33A (35W Max)
Output (Built-in USB-C Cable): 5V~3A; 9V~3A; 12V~2.5A; 15V~2.33A (35W Max)
Output (Wireless Charging): 15W/10W/7.5W/5W

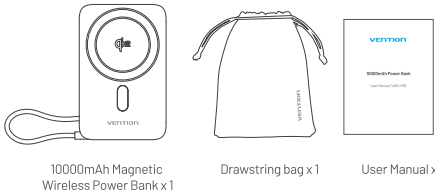
Instructions for Use

- The built-in USB-C cable allows both charging other devices and recharging the power bank itself.
- Connect the built-in USB-C cable to a laptop, tablet, or phone. You can also connect additional cables to charge up to three devices simultaneously.
- Use a USB-C charger with the built-in cable, plug it into a power outlet, and recharge the power bank. Alternatively, use another compatible USB-C charging kit.
- Place your device on the magnetic wireless charging area, ensuring a secure attachment between the power bank and your phone or other device for optimal charging.
- Disconnect the power bank once charging is complete.

Maintenance and Cleaning


Gently clean the power bank with a dry, soft cloth to avoid internal short circuits. Do not use corrosive cleaners as well.

Packaging List



10000mAh Magnetic Wireless Power Bank x1 Drawstring bag x1 User Manual x1

For more interesting information and events, please follow us on social media platforms:



Facebook LinkedIn Instagram

For warranty service or support, please contact Vention team:
Website: www.ventiontech.com Email: vention@ventiontech.com

Warranty and After-Sales Service

This product comes with a 1-year warranty. If there is non-human damage during normal use, please contact our customer service, and we will provide you with service and support.

The warranty does not cover damages caused by human factors, improper use, or failure to operate in accordance with the instructions provided.

During the warranty period, please keep the Purchase Receipt, Product Packaging, and User Manual for after-sales service purposes.

Notes

- Fully charge the power bank before first use to ensure optimal performance.
- Perform a full charge cycle (0% to 100%) every 2-3 months for accurate battery level readings.
- Avoid overcharging—disconnect the power bank once fully charged. Do not drain the battery completely; recharge when the level drops over 20% to prolong battery life.
- For long-term storage, maintain a charge level between 40-80% to prevent over-discharge and battery degradation.
- Do not store the power bank above 45°C or in direct sunlight. Do not put it in fire or any other hot environments.
- Do not disassemble, repair, modify, or replace any parts of the power bank.
- Do not drive nails into the power bank or hit it with a hammer.
- Do not immerse the power bank in water or expose it to moisture.
- The power bank may warm up during use, but if it stays below 45°C, it's safe to use.
- Carry the power bank in a shockproof, moisture-proof bag and keep it away from metal objects like keys or coins to prevent short circuits.
- If the power bank becomes unusually hot, swells, or emits a smell, stop using it immediately and keep it away from fire.
- Use good-quality charging cables; damaged cables can lower charging efficiency and pose safety risks.

FCC Statement

This device complies with Part 15 of the FCC Rules. Operation is subject to the following two conditions: (1) this device may not cause harmful interference, and (2) this device must accept any interference received, including interference that may cause undesired operation.

Any changes or modifications not expressly approved by the party responsible for compliance could void the user's authority to operate the equipment.

NOTE: This equipment has been tested and found to comply with the limits for a Class B digital device, pursuant to Part 15 of the FCC Rules. These limits are designed to provide reasonable protection against harmful interference in a residential installation. This equipment generates, uses and can radiate radio frequency energy and, if not installed and used in accordance with the instructions, may cause harmful interference to radio communications. However, there is no guarantee that interference will not occur in a particular installation. If this equipment does cause harmful interference to radio or television reception, which can be determined by turning the equipment off and on, the user is encouraged to try to correct the interference by one or more of the following measures:


- Reorient or relocate the receiving antenna.
- Increase the separation between the equipment and receiver.
- Connect the equipment into an outlet on a circuit different from that to which the receiver is connected.
- Consult the dealer or an experienced radio/TV technician for help.

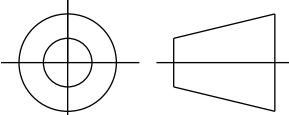
*RF warning for Portable device:
The device has been evaluated to meet general RF exposure requirement. The device can be used in portable exposure condition without restriction.

FCC ID: 2A7Z4-FKH

折叠尺寸：70x90mm 展开尺寸：90x210mm

材质：80g哑粉纸 3页 风琴折 双面印刷 单黑+威迅蓝印刷

 PANTONE 2394 C (威迅蓝)

宁波福茂通讯科技有限公司 NINGBO FULMAN COMMUNICATION TECHNOLOGY CO.,LTD					
品名 PART NAME	FKH系列磁吸移动电源10000mAh 说明书			型号 PART MODEL	VWS-H39
设计 DESIGNER	程细羊	单位 UNIT	mm	客户代码 Client NO.	
校对 CHECK		版本 REV	A2	图号 DWG.NO.	
核准 APPR.		PAGE 页数	1/1	更新 UPDATE	2025/04/02