


Test Setup Photos

Annexure - I


Model : IM11-PRT	FCC ID: HD5-IM11R	IC: 1693B-IM11R
------------------	-------------------	-----------------

Annexure - I : Test Setup Photos


Radiated Emission Test Setup – EUT arrangement



Radiated emission Test Setup – RFID Coupler (LUPUS14V2)


Radiated Emission Test Setup – 9KHz to 30MHz

Radiated emission Test Setup – Antenna Perpendicular to EUT




Radiated emission Test Setup – Antenna Parallel to EUT


Radiated Emission Test Setup – 30MHz to 1GHz




Radiated emission Test Setup – Horizontal Polarization



Radiated emission Test Setup – Vertical Polarization

Radiated Emission Test Setup – 1GHz to 10GHz

Radiated emission Test Setup – Horizontal Polarization



Radiated emission Test Setup – Vertical Polarization

Conducted RF Test Setup



Conducted RF Test Setup Photos