


Test Setup Photographs for the Sensor US with Range Extender

1. Radiated Emissions: 9 kHz to 30 MHz @ 3 m



Picture 1 Radiated Test Setup-9 kHz to 30 MHz EUT




Photo 2: Radiated Test Setup -9 kHz to 30 MHz EUT




Photo 3: Radiated Test Setup -9 kHz to 30 MHz EUT

2. Radiated Emissions: 30 MHz to 1GHz @ 3 m




Photo 4: Radiated Test Setup -30 MHz to 1GHz EUT



Photo 5: Radiated Test Setup -30 MHz to 1GHz EUT



Photo 6: Radiated Test Setup -30 MHz to 1GHz EUT

3. Radiated Emissions: 1 GHz to 10 GHz @ 3 m




Photo 7: Radiated Test Setup -1 GHz to 10 GHz EUT




Photo 8: Radiated Test Setup -1 GHz to 10 GHz EUT




Photo 9: Radiated Test Setup -1 GHz to 10 GHz EUT