

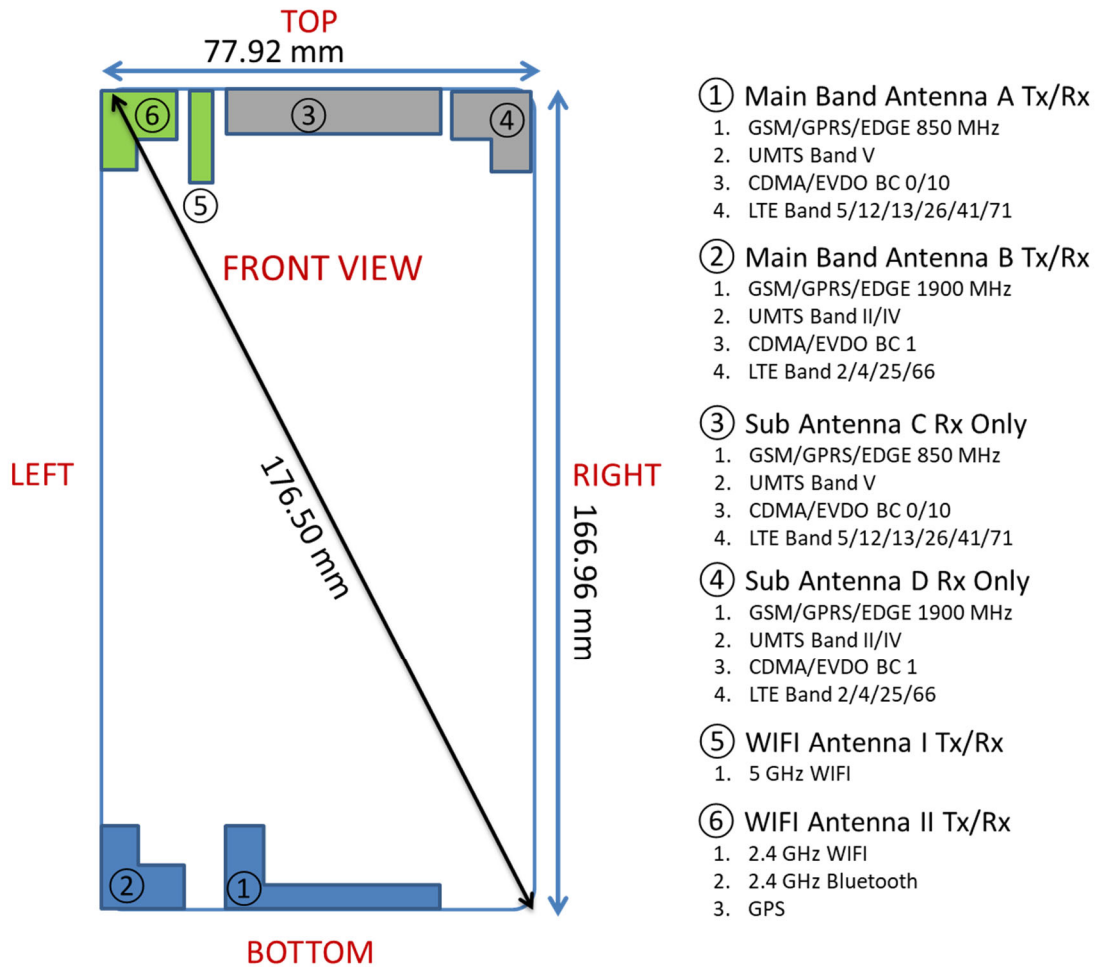




## APPENDIX E: DUT ANTENNA DIAGRAM & SAR TEST SETUP PHOTOGRAPHS


<b>FCC ID</b> ZNFL555DL		<b>SAR EVALUATION REPORT</b>		<b>Approved by:</b> Quality Manager
<b>Test Dates:</b> 11/04/19 - 11/19/19	<b>DUT Type:</b> Portable Handset	APPENDIX E: Page 1 of 13		



Note: Exact antenna dimensions and separation distances are shown in the Technical Descriptions in the FCC Filing.

**Figure F-1**  
**DUT Antenna Locations**



FCC ID ZNFL555DL		SAR EVALUATION REPORT		Approved by: Quality Manager
Test Dates: 11/04/19 - 11/19/19	DUT Type: Portable Handset			APPENDIX E: Page 2 of 13




**SAR Test Setup Photo 1 – Right Cheek**




**SAR Test Setup Photo 2 – Right Tilt**



<b>FCC ID</b> ZNFL555DL		<b>SAR EVALUATION REPORT</b>		<b>Approved by:</b> Quality Manager
<b>Test Dates:</b> 11/04/19 - 11/19/19	<b>DUT Type:</b> Portable Handset			<b>APPENDIX E:</b> Page 3 of 13




**SAR Test Setup Photo 3 – Left Cheek**




**SAR Test Setup Photo 4 – Left Tilt**



<b>FCC ID</b> ZNFL555DL		<b>SAR EVALUATION REPORT</b>		<b>Approved by:</b> Quality Manager
<b>Test Dates:</b> 11/04/19 - 11/19/19	<b>DUT Type:</b> Portable Handset			<b>APPENDIX E:</b> Page 4 of 13




**SAR Test Setup Photo 5 – Back Side at 1.0 cm**



**SAR Test Setup Photo 6 – Back Side at 0.4 cm**

<b>FCC ID</b> ZNFL555DL		<b>SAR EVALUATION REPORT</b>		<b>Approved by:</b> Quality Manager
<b>Test Dates:</b> 11/04/19 - 11/19/19	<b>DUT Type:</b> Portable Handset	<b>APPENDIX E:</b> Page 5 of 13		







**SAR Test Setup Photo 7 – Back Side at 0.0 cm**




**SAR Test Setup Photo 8 – Front Side at 1.0 cm**



<b>FCC ID</b> ZNFL555DL		<b>SAR EVALUATION REPORT</b>		<b>Approved by:</b> Quality Manager
<b>Test Dates:</b> 11/04/19 - 11/19/19	<b>DUT Type:</b> Portable Handset			<b>APPENDIX E:</b> Page 6 of 13




**SAR Test Setup Photo 9 – Front Side at 0.3 cm**



**SAR Test Setup Photo 10 – Front Side at 0.0 cm**



FCC ID ZNFL555DL		SAR EVALUATION REPORT		Approved by: Quality Manager
Test Dates: 11/04/19 - 11/19/19	DUT Type: Portable Handset			APPENDIX E: Page 7 of 13



**SAR Test Setup Photo 11 – Top Edge at 1.0 cm**




**SAR Test Setup Photo 12 – Top Edge at 0.0 cm**

<b>FCC ID</b> ZNFL555DL		<b>SAR EVALUATION REPORT</b>		<b>Approved by:</b> Quality Manager
<b>Test Dates:</b> 11/04/19 - 11/19/19	<b>DUT Type:</b> Portable Handset			<b>APPENDIX E:</b> Page 8 of 13







**SAR Test Setup Photo 13 – Bottom Edge at 1.0 cm**




**SAR Test Setup Photo 14 – Bottom Edge at 0.4 cm**



<b>FCC ID</b> ZNFL555DL		<b>SAR EVALUATION REPORT</b>		<b>Approved by:</b> Quality Manager
<b>Test Dates:</b> 11/04/19 - 11/19/19	<b>DUT Type:</b> Portable Handset			<b>APPENDIX E:</b> Page 9 of 13




**SAR Test Setup Photo 15 – Bottom Edge at 0.0 cm**




**SAR Test Setup Photo 16 – Right Edge at 1.0 cm**



<b>FCC ID</b> ZNFL555DL		<b>SAR EVALUATION REPORT</b>		<b>Approved by:</b> Quality Manager
<b>Test Dates:</b> 11/04/19 - 11/19/19	<b>DUT Type:</b> Portable Handset			<b>APPENDIX E:</b> Page 10 of 13




**SAR Test Setup Photo 17 – Right Edge at 0.0 cm**




**SAR Test Setup Photo 18 – Left Edge at 1.0 cm**

<b>FCC ID</b> ZNFL555DL		<b>SAR EVALUATION REPORT</b>		<b>Approved by:</b> Quality Manager
<b>Test Dates:</b> 11/04/19 - 11/19/19	<b>DUT Type:</b> Portable Handset			<b>APPENDIX E:</b> Page 11 of 13







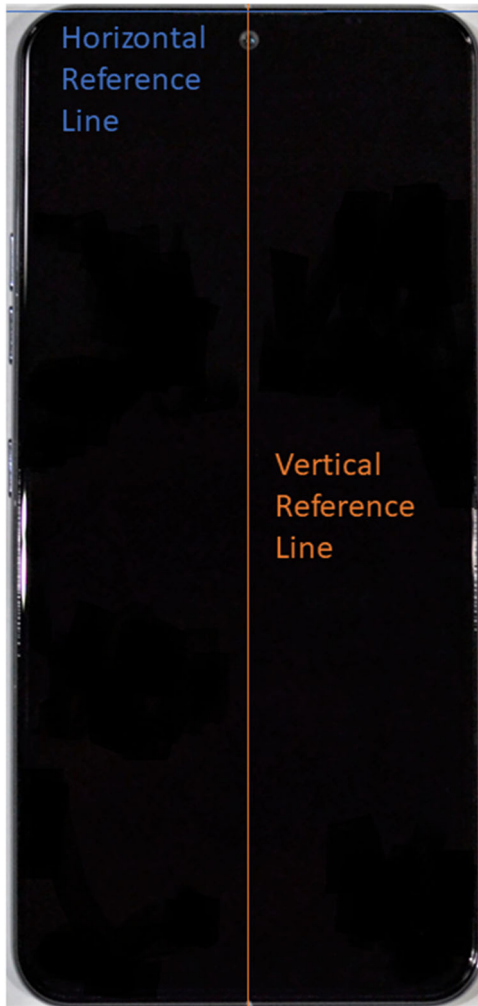
**SAR Test Setup Photo 19 – Left Edge at 0.3 cm**





**SAR Test Setup Photo 20 – Left Edge at 0.0 cm**

FCC ID ZNFL555DL		SAR EVALUATION REPORT		Approved by: Quality Manager
Test Dates: 11/04/19 - 11/19/19	DUT Type: Portable Handset			APPENDIX E: Page 12 of 13





**SAR Test Setup Photo 21 – Horizontal and Vertical Reference Lines**

<b>FCC ID</b> ZNFL555DL		<b>SAR EVALUATION REPORT</b>		<b>Approved by:</b> Quality Manager
<b>Test Dates:</b> 11/04/19 - 11/19/19	<b>DUT Type:</b> Portable Handset	<b>APPENDIX E:</b> Page 13 of 13		