


11. SETUP PHOTOS

ANTENNA PORT CONDUCTED RF MEASUREMENT SETUP




RADIATED RF MEASUREMENT SETUP (BELOW 1 GHz)

RADIATED FRONT PHOTO (BELOW 1 GHz)



RADIATED BACK PHOTO (BELOW 1 GHz)




RADIATED RF MEASUREMENT SETUP FOR PORTABLE CONFIGURATION


X-AXIS PHOTO



Y-AXIS PHOTO



Z-AXIS PHOTO




POWERLINE CONDUCTED EMISSIONS MEASUREMENT SETUP

EUT POWERED BY AC/DC ADAPTER VIA USB CABLE

LINE CONDUCTED FRONT PHOTO



LINE CONDUCTED BACK PHOTO



EUT POWERED BY HOST PC VIA USB CABLE

LINE CONDUCTED FRONT PHOTO



LINE CONDUCTED BACK PHOTO



END OF REPORT