

## RF Exposure report



The following samples were submitted and identified on behalf of the client as:

**Product Name** Portable Computer  
**Brand Name** Framework  
**Model No.** FRANPE0000  
**Applicant** Framework Computer Inc  
447 Sutter St, PMB 135, San Francisco, CA, 94108-4618,  
United States  
**Standards** IEEE/ANSI C95.1-1992, IEEE 1528-2013  
**FCC ID** 2AZR6-FRANBBAT12  
**Date of EUT Receipt** Dec. 16, 2022  
**Date of Test(s)** Jan. 10, 2023 ~ Jan. 14, 2023  
**Date of Issue** Jan. 31, 2023

In the configuration tested, the EUT complied with the standards specified above.

**Remarks:**

This report details the results of the testing carried out on one sample, the results contained in this test report do not relate to other samples of the same product. The manufacturer should ensure that all products in series production are in conformity with the product sample detailed in this report.

This report may only be reproduced and distributed in full. If the product in this report is used in any configuration other than that detailed in the report, the manufacturer must ensure the new system complies with all relevant standards. Any mention of SGS Taiwan Ltd. Central RF Lab or testing done by SGS Taiwan Ltd. Central RF Lab in connection with distribution or use of the product described in this report must be approved by SGS Taiwan Ltd. Central RF Lab in writing.

**Signed on behalf of SGS**

Clerk / Kimmy Chiou	PM / Jasper Wang	Approved By / John Yeh

Date: Jan. 31, 2023

Unless otherwise stated the results shown in this test report refer only to the sample(s) tested and such sample(s) are retained for 90 days only.  
除非另有說明，此報告結果僅對測試之樣品負責，同時此樣品僅保留90天。本報告未經本公司書面許可，不可部份複製。

This document is issued by the Company subject to its General Conditions of Service printed overleaf, available on request or accessible at <http://www.sgs.com.tw/Terms-and-Conditions>, and for electronic format documents, subject to Terms and Conditions for Electronic Documents at <http://www.sgs.com.tw/Terms-and-Conditions>. Attention is drawn to the limitation of liability, indemnification and jurisdiction issues defined therein. Any holder of this document is advised that information contained hereon reflects the Company's findings at the time of its intervention only and within the limits of Client's instructions, if any. The Company's sole responsibility is to its Client and this document does not exonerate parties to a transaction from exercising all their rights and obligations under the transaction documents. This document cannot be reproduced except in full, without prior written approval of the Company. Any unauthorized alteration, forgery or falsification of the content or appearance of this document is unlawful and offenders may be prosecuted to the fullest extent of the law.

SGS Taiwan Ltd.

No.134,Wu Kung Road, New Taipei Industrial Park, Wuku District, New Taipei City, Taiwan/新北市五股區新北產業園區五工路 134 號

台灣檢驗科技股份有限公司

t (886-2) 2299-3279

f (886-2) 2298-0488

[www.sgs.com.tw](http://www.sgs.com.tw)

Member of SGS Group

## Revision History

Report Number	Revision	Description	Issue Date	Revised By	Remark
TESA2212000620EN	00	Initial creation of document	Jan. 31, 2023	Kimmy Chiou	

Note:

1. The mark " \* " is the revised version of the report due to comments submitted by the certification.

Unless otherwise stated the results shown in this test report refer only to the sample(s) tested and such sample(s) are retained for 90 days only.

除非另有說明，此報告結果僅對測試之樣品負責，同時此樣品僅保留90天。本報告未經本公司書面許可，不可部份複製。

This document is issued by the Company subject to its General Conditions of Service printed overleaf, available on request or accessible at <http://www.sgs.com.tw/Terms-and-Conditions> and for electronic format documents, subject to Terms and Conditions for Electronic Documents at <http://www.sgs.com.tw/Terms-and-Conditions>. Attention is drawn to the limitation of liability, indemnification and jurisdiction issues defined therein. Any holder of this document is advised that information contained hereon reflects the Company's findings at the time of its intervention only and within the limits of Client's instructions, if any. The Company's sole responsibility is to its Client and this document does not exonerate parties to a transaction from exercising all their rights and obligations under the transaction documents. This document cannot be reproduced except in full, without prior written approval of the Company. Any unauthorized alteration, forgery or falsification of the content or appearance of this document is unlawful and offenders may be prosecuted to the fullest extent of the law.

SGS Taiwan Ltd.

No.134,Wu Kung Road, New Taipei Industrial Park, Wuku District, New Taipei City, Taiwan/新北市五股區新北產業園區五工路 134 號

台灣檢驗科技股份有限公司

t (886-2) 2299-3279

f (886-2) 2298-0488

[www.sgs.com.tw](http://www.sgs.com.tw)

Member of SGS Group

# Contents

<b>1</b>	<b>GENERAL INFORMATION .....</b>	<b>5</b>
1.1	Test Methodology .....	5
1.2	Description of EUT.....	6
1.3	Maximum value .....	7
1.4	Antenna Information .....	7
<b>2</b>	<b>MEASUREMENT SYSTEM .....</b>	<b>8</b>
2.1	Test Facility .....	8
2.2	SAR System.....	9
2.3	PD system .....	13
<b>3</b>	<b>SAR SYSTEM VERIFICATION.....</b>	<b>15</b>
3.1	Tissue Simulating Liquid.....	15
3.2	Tissue Simulant Liquid measurement.....	15
3.3	Measurement results of Tissue Simulant Liquid.....	15
3.4	The composition of the tissue simulating liquid:.....	16
3.5	System check .....	16
3.6	System check results .....	17
<b>4</b>	<b>PD SYSTEM VERIFICATION .....</b>	<b>18</b>
4.1	System check .....	18
4.2	System check result .....	19
<b>5</b>	<b>TEST CONFIGURATIONS .....</b>	<b>20</b>
5.1	Test Environment.....	20
5.2	Test Note.....	20
5.3	Test position .....	22
5.4	Test limit .....	23
<b>6</b>	<b>MAXIMUM OUTPUT POWER .....</b>	<b>26</b>
6.1	WLAN .....	26
6.2	WIFI 6E.....	38
6.3	Bluetooth .....	46
6.4	BLE.....	46
<b>7</b>	<b>DUTY CYCLE .....</b>	<b>47</b>
<b>8</b>	<b>SUMMARY OF RESULTS .....</b>	<b>51</b>
8.1	Decision rules .....	51
8.2	Summary of SAR Results.....	51
8.3	Summary of PD Results .....	53
8.4	Reporting statements of conformity .....	53
8.5	Conclusion .....	53
<b>9</b>	<b>SIMULTANEOUS TRANSMISSION ANALYSIS.....</b>	<b>54</b>
9.1	Simultaneous Transmission Scenarios: .....	54
9.2	Estimated SAR calculation.....	55
9.3	SPLSR evaluation and analysis.....	55
9.4	Conclusion .....	56
<b>10</b>	<b>INSTRUMENTS LIST.....</b>	<b>57</b>
<b>11</b>	<b>UNCERTAINTY BUDGET .....</b>	<b>58</b>
<b>12</b>	<b>SAR MEASUREMENT RESULTS .....</b>	<b>62</b>

Unless otherwise stated the results shown in this test report refer only to the sample(s) tested and such sample(s) are retained for 90 days only.

除非另有說明，此報告結果僅對測試之樣品負責，同時此樣品僅保留90天。本報告未經本公司書面許可，不可部份複製。

This document is issued by the Company subject to its General Conditions of Service printed overleaf, available on request or accessible at <http://www.sgs.com.tw/Terms-and-Conditions> and for electronic format documents, subject to Terms and Conditions for Electronic Documents at <http://www.sgs.com.tw/Terms-and-Conditions>. Attention is drawn to the limitation of liability, indemnification and jurisdiction issues defined therein. Any holder of this document is advised that information contained hereon reflects the Company's findings at the time of its intervention only and within the limits of Client's instructions, if any. The Company's sole responsibility is to its Client and this document does not exonerate parties to a transaction from exercising all their rights and obligations under the transaction documents. This document cannot be reproduced except in full, without prior written approval of the Company. Any unauthorized alteration, forgery or falsification of the content or appearance of this document is unlawful and offenders may be prosecuted to the fullest extent of the law.

13	PD MEASUREMENT RESULTS .....	86
14	SAR SYSTEM CHECK RESULTS .....	96
15	PD SYSTEM CHECK RESULTS .....	102
16	APPENDIXES .....	103
16.1	SAR_Appendix A Photographs .....	103
16.2	SAR_Appendix B DAE & Probe Cal. Certificate .....	103
16.3	SAR_Appendix C Phantom Description & Dipole Cal. Certificate .....	103

Unless otherwise stated the results shown in this test report refer only to the sample(s) tested and such sample(s) are retained for 90 days only.

除非另有說明，此報告結果僅對測試之樣品負責，同時此樣品僅保留90天。本報告未經本公司書面許可，不可部份複製。

This document is issued by the Company subject to its General Conditions of Service printed overleaf, available on request or accessible at <http://www.sgs.com.tw/Terms-and-Conditions> and for electronic format documents, subject to Terms and Conditions for Electronic Documents at <http://www.sgs.com.tw/Terms-and-Conditions>. Attention is drawn to the limitation of liability, indemnification and jurisdiction issues defined therein. Any holder of this document is advised that information contained hereon reflects the Company's findings at the time of its intervention only and within the limits of Client's instructions, if any. The Company's sole responsibility is to its Client and this document does not exonerate parties to a transaction from exercising all their rights and obligations under the transaction documents. This document cannot be reproduced except in full, without prior written approval of the Company. Any unauthorized alteration, forgery or falsification of the content or appearance of this document is unlawful and offenders may be prosecuted to the fullest extent of the law.

SGS Taiwan Ltd.

No.134,Wu Kung Road, New Taipei Industrial Park, Wuku District, New Taipei City, Taiwan/新北市五股區新北產業園區五工路 134 號

台灣檢驗科技股份有限公司

t (886-2) 2299-3279

f (886-2) 2298-0488

[www.sgs.com.tw](http://www.sgs.com.tw)

Member of SGS Group

## 1 GENERAL INFORMATION

### 1.1 Test Methodology

The SAR testing method and procedure for this device is in accordance with the following standards:

IEEE/ANSI C95.1-1992

IEEE 1528-2013

KDB447498D01v06

KDB865664D01v01r04

KDB865664D02v01r02

KDB248227D01v02r01

IEC/IEEE 62209-1528:2020

SPEAG DASY6 System Handbook

SPEAG DASY6 Application Note (Interim Procedure for Device Operation at 6GHz-10GHz)

IEC TR 63170:2018

IEC 62479:2010

Unless otherwise stated the results shown in this test report refer only to the sample(s) tested and such sample(s) are retained for 90 days only.

除非另有說明，此報告結果僅對測試之樣品負責，同時此樣品僅保留90天。本報告未經本公司書面許可，不可部份複製。

This document is issued by the Company subject to its General Conditions of Service printed overleaf, available on request or accessible at <http://www.sgs.com.tw/Terms-and-Conditions> and for electronic format documents, subject to Terms and Conditions for Electronic Documents at <http://www.sgs.com.tw/Terms-and-Conditions>. Attention is drawn to the limitation of liability, indemnification and jurisdiction issues defined therein. Any holder of this document is advised that information contained hereon reflects the Company's findings at the time of its intervention only and within the limits of Client's instructions, if any. The Company's sole responsibility is to its Client and this document does not exonerate parties to a transaction from exercising all their rights and obligations under the transaction documents. This document cannot be reproduced except in full, without prior written approval of the Company. Any unauthorized alteration, forgery or falsification of the content or appearance of this document is unlawful and offenders may be prosecuted to the fullest extent of the law.

SGS Taiwan Ltd.

No.134,Wu Kung Road, New Taipei Industrial Park, Wuku District, New Taipei City, Taiwan/新北市五股區新北產業園區五工路 134 號

台灣檢驗科技股份有限公司

t (886-2) 2299-3279

f (886-2) 2298-0488

[www.sgs.com.tw](http://www.sgs.com.tw)

Member of SGS Group

## 1.2 Description of EUT

Product Name	Portable Computer	
Brand Name	Framework	
Model No.	FRANPE0000	
FCC ID	2AZR6-FRANBBAT12	
Integrated WLAN Module	Brand Name: AX210NGW Model Name: Intel® Wi-Fi 6E AX210	
Mode	WLAN: 802.11a/b/g/n/ac/ax HT20/HT40/VHT20/VHT40/VHT80/VHT160/HE20/HE40/HE80/ HE160 Bluetooth BR/EDR/LE	
Duty Cycle	WLAN802.11	Please refer to section 7
	Bluetooth	Please refer to section 7
Supported radios (TX Frequency Range, MHz)	802.11 b/g/n/ax	2.4GHz (2400.0 – 2483.5 MHz)
	802.11a/n/ac/ax	5.2GHz (5150.0 – 5350.0 MHz)
		5.6GHz (5470.0 – 5725.0 MHz)
		5.8GHz (5725.0 – 5850.0 MHz)
		5.9GHz (5850.0 – 5895.0 MHz)
	802.11ax	6.2GHz (5925.0 – 6425.0 MHz)
		6.5GHz (6425.0 – 6525.0 MHz)
		6.7GHz (6525.0 – 6875.0 MHz)
		7.0GHz (6875.0 – 7125.0 MHz)
	Bluetooth 5.2	2.4GHz (2400.0 – 2483.5 MHz)

Unless otherwise stated the results shown in this test report refer only to the sample(s) tested and such sample(s) are retained for 90 days only.  
除非另有說明，此報告結果僅對測試之樣品負責，同時此樣品僅保留90天。本報告未經本公司書面許可，不可部份複製。

This document is issued by the Company subject to its General Conditions of Service printed overleaf, available on request or accessible at <http://www.sgs.com.tw/Terms-and-Conditions> and for electronic format documents, subject to Terms and Conditions for Electronic Documents at <http://www.sgs.com.tw/Terms-and-Conditions>. Attention is drawn to the limitation of liability, indemnification and jurisdiction issues defined therein. Any holder of this document is advised that information contained hereon reflects the Company's findings at the time of its intervention only and within the limits of Client's instructions, if any. The Company's sole responsibility is to its Client and this document does not exonerate parties to a transaction from exercising all their rights and obligations under the transaction documents. This document cannot be reproduced except in full, without prior written approval of the Company. Any unauthorized alteration, forgery or falsification of the content or appearance of this document is unlawful and offenders may be prosecuted to the fullest extent of the law.

### 1.3 Maximum value

Summary of Maximum SAR and Power Density Value			
Mode	Highest SAR 1g Body (W/kg)	Highest APD (W/m <sup>2</sup> )	Highest PD (W/m <sup>2</sup> )
Bluetooth(GFSK)	0.07	N/A	N/A
2.4G WLAN	0.66	N/A	N/A
5G WLAN	0.87	N/A	N/A
6G WLAN	0.37	2.55	6.72

### 1.4 Antenna Information

Vendor	AWAN																			
Antenna	Main										Aux									
Part Number	AYF6Y-200005 (DC33002SE00)																			
Frequency(MHz)	2400-2500	5150-5250	5250-5350	5470-5725	5725-5850	5850-5895	5925-6425	6425-6525	6525-6875	6875-7125	2400-2500	5150-5250	5250-5350	5470-5725	5725-5850	5850-5895	5925-6425	6425-6525	6525-6875	6875-7125
Gain (dBi)	2.72	1.31	1.17	1.03	0.88	0.61	0.87	0.81	0.92	0.91	1.62	1.67	1.76	0.36	2.3	2.24	2.34	0.10	0.08	0.13

Note: Antenna information is provided by the applicant.

Unless otherwise stated the results shown in this test report refer only to the sample(s) tested and such sample(s) are retained for 90 days only.

除非另有說明，此報告結果僅對測試之樣品負責，同時此樣品僅保留90天。本報告未經本公司書面許可，不可部份複製。

This document is issued by the Company subject to its General Conditions of Service printed overleaf, available on request or accessible at <http://www.sgs.com.tw/Terms-and-Conditions> and for electronic format documents, subject to Terms and Conditions for Electronic Documents at <http://www.sgs.com.tw/Terms-and-Conditions>. Attention is drawn to the limitation of liability, indemnification and jurisdiction issues defined therein. Any holder of this document is advised that information contained hereon reflects the Company's findings at the time of its intervention only and within the limits of Client's instructions, if any. The Company's sole responsibility is to its Client and this document does not exonerate parties to a transaction from exercising all their rights and obligations under the transaction documents. This document cannot be reproduced except in full, without prior written approval of the Company. Any unauthorized alteration, forgery or falsification of the content or appearance of this document is unlawful and offenders may be prosecuted to the fullest extent of the law.

SGS Taiwan Ltd.

No.134,Wu Kung Road, New Taipei Industrial Park, Wuku District, New Taipei City, Taiwan/新北市五股區新北產業園區五工路 134 號

台灣檢驗科技股份有限公司

t (886-2) 2299-3279

f (886-2) 2298-0488

[www.sgs.com.tw](http://www.sgs.com.tw)

Member of SGS Group

## 2 MEASUREMENT SYSTEM

### 2.1 Test Facility

Laboratory	Test Site Address	Test Site Name	FCC Designation number	IC CAB identifier
SGS Taiwan Ltd. Central RF Lab. (TAF code 3702)	1F, No. 8, Alley 15, Lane 120, Sec. 1, NeiHu Road, NeiHu District, Taipei City, 11493, Taiwan.	SAR 2	TW0029	TW3702
		SAR 6		
	<b>No. 2, Keji 1st Rd., Guishan Township, Taoyuan County, 33383, Taiwan</b>	SAR 1	<b>TW0028</b>	
		SAR 4		
	No.134, Wu Kung Road, New Taipei Industrial Park, Wuku District, New Taipei City, Taiwan	SAR 3	TW0027	
		SAR 7		

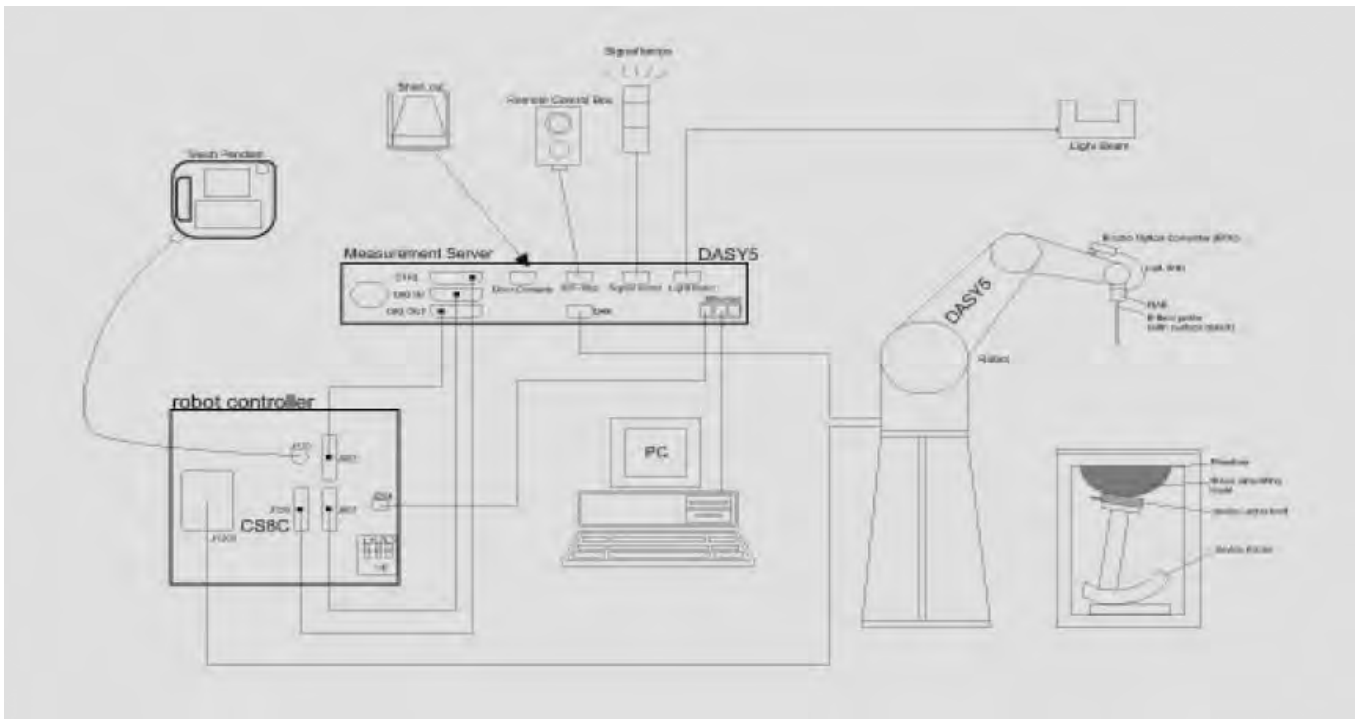
**Note:** Test site name is remarked on the equipment list in each section of this report as an indication where measurements occurred in specific test site and address.

Unless otherwise stated the results shown in this test report refer only to the sample(s) tested and such sample(s) are retained for 90 days only.  
除非另有說明，此報告結果僅對測試之樣品負責，同時此樣品僅保留90天。本報告未經本公司書面許可，不可部份複製。

This document is issued by the Company subject to its General Conditions of Service printed overleaf, available on request or accessible at <http://www.sgs.com.tw/Terms-and-Conditions> and for electronic format documents, subject to Terms and Conditions for Electronic Documents at <http://www.sgs.com.tw/Terms-and-Conditions>. Attention is drawn to the limitation of liability, indemnification and jurisdiction issues defined therein. Any holder of this document is advised that information contained hereon reflects the Company's findings at the time of its intervention only and within the limits of Client's instructions, if any. The Company's sole responsibility is to its Client and this document does not exonerate parties to a transaction from exercising all their rights and obligations under the transaction documents. This document cannot be reproduced except in full, without prior written approval of the Company. Any unauthorized alteration, forgery or falsification of the content or appearance of this document is unlawful and offenders may be prosecuted to the fullest extent of the law.



A block diagram of the SAR measurement System is given in below. This SAR measurement system uses a computer-controlled 3-D stepper motor system (SPEAG DASY 5 professional system). The model EX3DV4 field probe is used to determine the internal electric fields. The SAR can be obtained from the equation  $SAR = \sigma (|E|^2) / \rho$  where  $\sigma$  and  $\rho$  are the conductivity and mass density of the tissue-simulant.

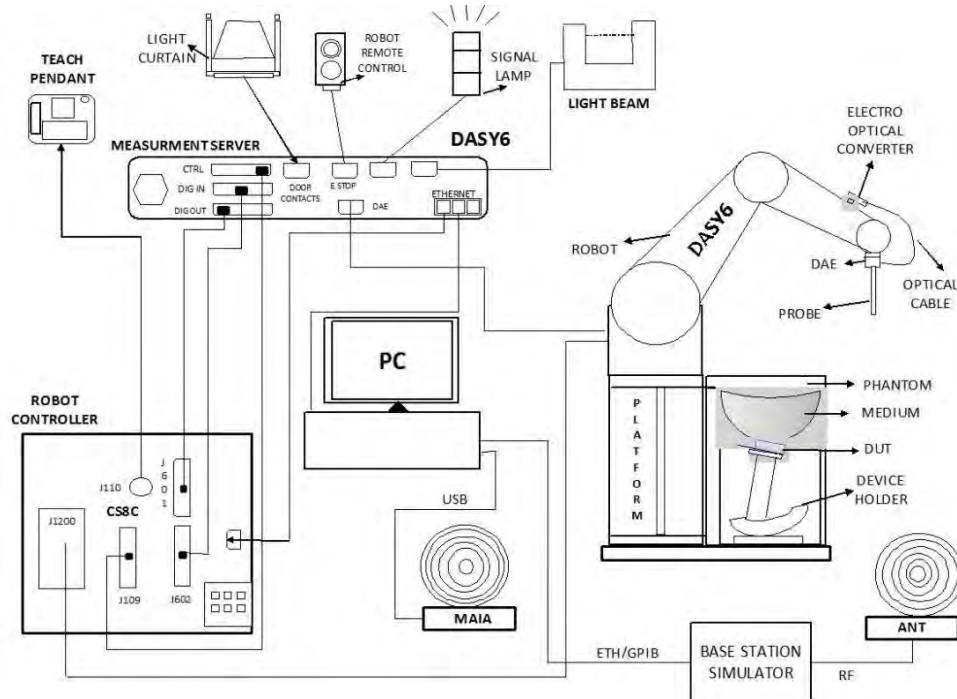


Unless otherwise stated the results shown in this test report refer only to the sample(s) tested and such sample(s) are retained for 90 days only.  
除非另有說明，此報告結果僅對測試之樣品負責，同時此樣品僅保留90天。本報告未經本公司書面許可，不可部份複製。

This document is issued by the Company subject to its General Conditions of Service printed overleaf, available on request or accessible at <http://www.sgs.com.tw/Terms-and-Conditions> and for electronic format documents, subject to Terms and Conditions for Electronic Documents at <http://www.sgs.com.tw/Terms-and-Conditions>. Attention is drawn to the limitation of liability, indemnification and jurisdiction issues defined therein. Any holder of this document is advised that information contained hereon reflects the Company's findings at the time of its intervention only and within the limits of Client's instructions, if any. The Company's sole responsibility is to its Client and this document does not exonerate parties to a transaction from exercising all their rights and obligations under the transaction documents. This document cannot be reproduced except in full, without prior written approval of the Company. Any unauthorized alteration, forgery or falsification of the content or appearance of this document is unlawful and offenders may be prosecuted to the fullest extent of the law.

## Block Diagram (DASY6)

The DASY system used for performing compliance tests consists of the following items:




- A standard high precision 6-axis robot with controller, teach pendant and software. An arm extension for accommodating the data acquisition electronics (DAE).
- An isotropic field probe optimized and calibrated for the targeted measurement.
- A data acquisition electronics (DAE) which performs the signal amplification, signal multiplexing, AD-conversion, offset measurements, mechanical surface detection, collision detection, etc. The unit is battery powered with standard or rechargeable batteries. The signal is optically transmitted to the EOC.
- The Electro-optical converter (EOC) performs the conversion from optical to electrical signals for the digital communication to the DAE. To use optical surface detection, a special version of the EOC is required. The EOC signal is transmitted to the measurement server.
- The function of the measurement server is to perform the time critical tasks such as signal filtering, control of the robot operation and fast movement interrupts.
- The Light Beam used is for probe alignment. This improves the (absolute) accuracy of the probe positioning.
- A computer running Windows 10 and the DASY6 software.
- Remote control and teach pendant as well as additional circuitry for robot safety such as warning lamps, etc.
- The phantom, the device holder and other accessories according to the targeted measurement.

Unless otherwise stated the results shown in this test report refer only to the sample(s) tested and such sample(s) are retained for 90 days only.  
除非另有說明，此報告結果僅對測試之樣品負責，同時此樣品僅保留90天。本報告未經本公司書面許可，不可部份複製。

This document is issued by the Company subject to its General Conditions of Service printed overleaf, available on request or accessible at <http://www.sgs.com.tw/Terms-and-Conditions> and for electronic format documents, subject to Terms and Conditions for Electronic Documents at <http://www.sgs.com.tw/Terms-and-Conditions>. Attention is drawn to the limitation of liability, indemnification and jurisdiction issues defined therein. Any holder of this document is advised that information contained hereon reflects the Company's findings at the time of its intervention only and within the limits of Client's instructions, if any. The Company's sole responsibility is to its Client and this document does not exonerate parties to a transaction from exercising all their rights and obligations under the transaction documents. This document cannot be reproduced except in full, without prior written approval of the Company. Any unauthorized alteration, forgery or falsification of the content or appearance of this document is unlawful and offenders may be prosecuted to the fullest extent of the law.

## EX3DV4 E-Field Probe

Construction	Symmetrical design with triangular core Built-in shielding against static charges PEEK enclosure material (resistant to organic solvents, e.g., DGBE)		
Calibration	Basic Broad Band Calibration in air Conversion Factors (CF) for HSL 2450/5250/5600/5750/6500/7000 MHz Additional CF for other liquids and frequencies upon request		
Frequency	10 MHz to > 6 GHz		
Directivity	± 0.3 dB in HSL (rotation around probe axis) ± 0.5 dB in tissue material (rotation normal to probe axis)		
Dynamic Range	10 µW/g to > 100 mW/g Linearity: ± 0.2 dB (noise: typically < 1 µW/g)		
Dimensions	Tip diameter: 2.5 mm		
Application	High precision dosimetric measurements in any exposure scenario (e.g., very strong gradient fields). Only probe which enables compliance testing for frequencies up to 6 GHz with precision of better 30%.		

Unless otherwise stated the results shown in this test report refer only to the sample(s) tested and such sample(s) are retained for 90 days only.  
除非另有說明，此報告結果僅對測試之樣品負責，同時此樣品僅保留90天。本報告未經本公司書面許可，不可部份複製。

This document is issued by the Company subject to its General Conditions of Service printed overleaf, available on request or accessible at <http://www.sgs.com.tw/Terms-and-Conditions> and for electronic format documents, subject to Terms and Conditions for Electronic Documents at <http://www.sgs.com.tw/Terms-and-Conditions>. Attention is drawn to the limitation of liability, indemnification and jurisdiction issues defined therein. Any holder of this document is advised that information contained hereon reflects the Company's findings at the time of its intervention only and within the limits of Client's instructions, if any. The Company's sole responsibility is to its Client and this document does not exonerate parties to a transaction from exercising all their rights and obligations under the transaction documents. This document cannot be reproduced except in full, without prior written approval of the Company. Any unauthorized alteration, forgery or falsification of the content or appearance of this document is unlawful and offenders may be prosecuted to the fullest extent of the law.

SGS Taiwan Ltd.

No.134,Wu Kung Road, New Taipei Industrial Park, Wuku District, New Taipei City, Taiwan/新北市五股區新北產業園區五工路 134 號

台灣檢驗科技股份有限公司


t (886-2) 2299-3279

f (886-2) 2298-0488


[www.sgs.com.tw](http://www.sgs.com.tw)

Member of SGS Group

## PHANTOM (ELI)

Model	ELI	
Construction	The ELI phantom is used for compliance testing of handheld and body-mounted wireless devices in the frequency range of 30 MHz to 6 GHz. ELI is fully compatible with the IEC 62209-2 standard and all known tissue simulating liquids. ELI has been optimized regarding its performance and can be integrated into our standard phantom tables. A cover prevents evaporation of the liquid. Reference markings on the phantom allow installation of the complete setup, including all predefined phantom positions and measurement grids, by teaching three points. The phantom is compatible with all SPEAG dosimetric probes and dipoles.	
Shell Thickness	2 ± 0.2 mm	
Filling Volume	Approx. 30 liters	
Dimensions	Major axis: 600 mm Minor axis: 400 mm	

## DEVICE HOLDER (ELI)

Construction	The device holder (Supporter) for Notebook is made by POM (polyoxymethylene resin), which is non-metal and non-conductive. The height can be adjusted to fit varies kind of notebooks.	
		Device Holder

Unless otherwise stated the results shown in this test report refer only to the sample(s) tested and such sample(s) are retained for 90 days only.  
除非另有說明，此報告結果僅對測試之樣品負責，同時此樣品僅保留90天。本報告未經本公司書面許可，不可部份複製。

This document is issued by the Company subject to its General Conditions of Service printed overleaf, available on request or accessible at <http://www.sgs.com.tw/Terms-and-Conditions> and for electronic format documents, subject to Terms and Conditions for Electronic Documents at <http://www.sgs.com.tw/Terms-and-Conditions>. Attention is drawn to the limitation of liability, indemnification and jurisdiction issues defined therein. Any holder of this document is advised that information contained hereon reflects the Company's findings at the time of its intervention only and within the limits of Client's instructions, if any. The Company's sole responsibility is to its Client and this document does not exonerate parties to a transaction from exercising all their rights and obligations under the transaction documents. This document cannot be reproduced except in full, without prior written approval of the Company. Any unauthorized alteration, forgery or falsification of the content or appearance of this document is unlawful and offenders may be prosecuted to the fullest extent of the law.

SGS Taiwan Ltd.

No.134,Wu Kung Road, New Taipei Industrial Park, Wuku District, New Taipei City, Taiwan/新北市五股區新北產業園區五工路 134 號

台灣檢驗科技股份有限公司

t (886-2) 2299-3279

f (886-2) 2298-0488

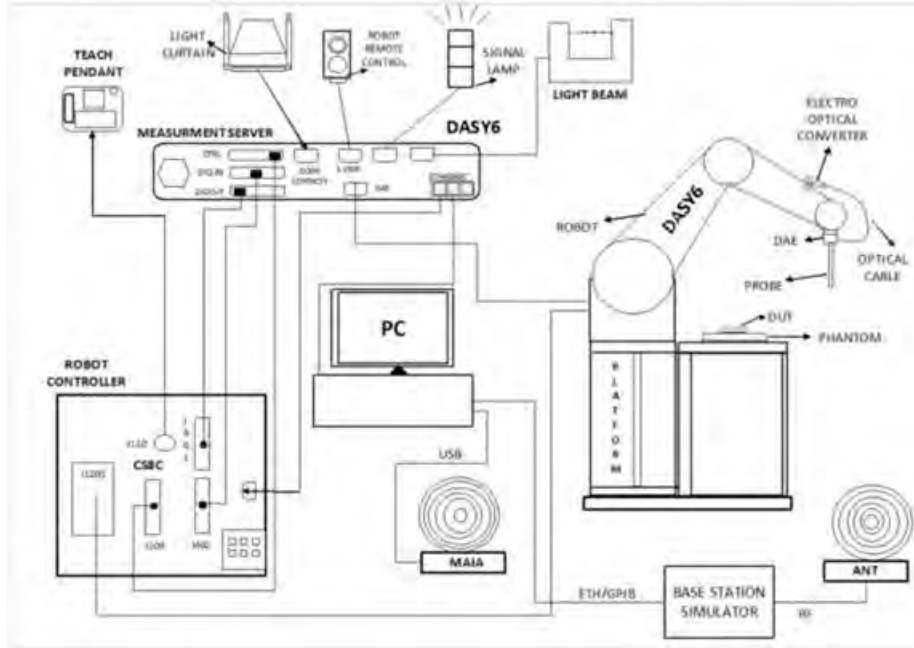
www.sgs.com.tw

Member of SGS Group

## 2.3 PD system

### Block Diagram (DASY6)

Power density measurements for mmWave frequencies were performed using SPEAG DASY6 with cDASY6 5G module. The DASY6 included a high precision robotics system (Staubli), robot controller, desktop computer, near-field probe, probe alignment sensor, and the 5G phantom cover.


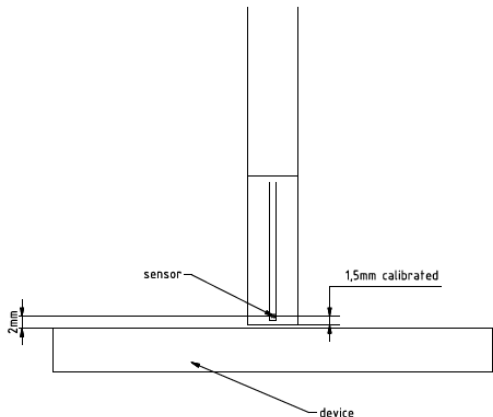


### EUmmWVx probe

The EUmmWVx probe is based on the pseudo-vector probe design, which not only measures the field magnitude but also derives its polarization ellipse. The design entails two small 0.8mm dipole sensors mechanically protected by high-density foam, printed on both sides of a 0.9mm wide and 0.12mm thick glass substrate. The body of the probe is specifically constructed to minimize distortion by the scattered fields. The probe consist of two sensors with different angles (1 and 2) arranged in the same plane in the probe axis. Three or more measurements of the two sensors are taken for different probe rotational angles to derive the amplitude and polarization information. The probe design allows measurements at distances as small as 2mm from the sensors to the surface of the device under test (DUT). The typical sensor to probe tip distance is 1.5 mm. The exact distance is calibrated.

Unless otherwise stated the results shown in this test report refer only to the sample(s) tested and such sample(s) are retained for 90 days only.  
除非另有說明，此報告結果僅對測試之樣品負責，同時此樣品僅保留90天。本報告未經本公司書面許可，不可部份複製。

This document is issued by the Company subject to its General Conditions of Service printed overleaf, available on request or accessible at <http://www.sgs.com.tw/Terms-and-Conditions> and for electronic format documents, subject to Terms and Conditions for Electronic Documents at <http://www.sgs.com.tw/Terms-and-Conditions>. Attention is drawn to the limitation of liability, indemnification and jurisdiction issues defined therein. Any holder of this document is advised that information contained hereon reflects the Company's findings at the time of its intervention only and within the limits of Client's instructions, if any. The Company's sole responsibility is to its Client and this document does not exonerate parties to a transaction from exercising all their rights and obligations under the transaction documents. This document cannot be reproduced except in full, without prior written approval of the Company. Any unauthorized alteration, forgery or falsification of the content or appearance of this document is unlawful and offenders may be prosecuted to the fullest extent of the law.

	<p>Two dipoles optimally arranged to obtain pseudo-vector information. Minimum 3 measurements/point, 120° rotated around probe axis.</p> <p>Sensors (0.8mm length) printed on glass substrate protected by high density foam. Low perturbation of the measured field. Requires positioner which can do accurate probe rotation.</p>
Frequency Range	750 MHz – 110 GHz
Dynamic Range	< 20 V/m – 10,000 V/m with PRE-10 (min < 50 V/m - 3000 V/m)
Position Precision	< 0.2 mm (DASY6)
Dimensions	<p>Overall length: 337 mm (tip: 20 mm)</p> <p>Tip diameter: encapsulation 8 mm (internal sensor &lt; 1mm)</p> <p>Distance from probe tip to dipole centers: &lt; 2 mm. Sensor displacement to probe's calibration point: &lt; 0.3 mm</p>
<p>Applications</p> 	<p>E-field measurements of 5G devices and other mm-wave transmitters operating above 10GHz in &lt; 2 mm distance from device (free-space). Power density, H-field and far-field analysis using total field reconstruction (cDASY6 5G module required)</p>
Compatibility	cDASY6 + 5G-Module SW1.0 and higher

## mmWave Phantom

The mmWave Phantom approximates free-space conditions, allowing for the evaluation of the antenna side of the device and the front (screen) side or any opposite-radiating side of wireless devices operating above 10 GHz without distorting the RF field. It consists of a 40mm thick Rohacell plate used as a test bed, which has a loss tangent ( $\tan \delta$ )  $\leq 0.05$  and a relative permittivity ( $\epsilon_r$ )  $\leq 1.2$ . High-performance RF absorbers are placed below the foam.

Unless otherwise stated the results shown in this test report refer only to the sample(s) tested and such sample(s) are retained for 90 days only.  
除非另有說明，此報告結果僅對測試之樣品負責，同時此樣品僅保留90天。本報告未經本公司書面許可，不可部份複製。

This document is issued by the Company subject to its General Conditions of Service printed overleaf, available on request or accessible at <http://www.sgs.com.tw/Terms-and-Conditions> and for electronic format documents, subject to Terms and Conditions for Electronic Documents at <http://www.sgs.com.tw/Terms-and-Conditions>. Attention is drawn to the limitation of liability, indemnification and jurisdiction issues defined therein. Any holder of this document is advised that information contained hereon reflects the Company's findings at the time of its intervention only and within the limits of Client's instructions, if any. The Company's sole responsibility is to its Client and this document does not exonerate parties to a transaction from exercising all their rights and obligations under the transaction documents. This document cannot be reproduced except in full, without prior written approval of the Company. Any unauthorized alteration, forgery or falsification of the content or appearance of this document is unlawful and offenders may be prosecuted to the fullest extent of the law.



### 3 SAR SYSTEM VERIFICATION

#### 3.1 Tissue Simulating Liquid

For the measurement of the field distribution inside the SAM phantom with DASY, the phantom must be filled with homogeneous tissue simulating liquid. For head SAR testing, the liquid height from the ear reference point (ERP) of the phantom to the liquid top surface is larger than 15cm. For body SAR testing, the liquid height from the center of the flat phantom to the liquid top surface is larger than 15cm.

#### 3.2 Tissue Simulant Liquid measurement

The dielectric properties for this Head-simulant fluid were measured by using the SPEAG Dielectric Assessment Kit (DAKS-3.5)

All dielectric parameters of tissue simulates were measured within 24 hours of SAR measurements. The measured conductivity and permittivity are all within  $\pm 5\%$  of the target values.

#### 3.3 Measurement results of Tissue Simulant Liquid

Tissue Type	Measurement Date	Measured Frequency (MHz)	Target Dielectric Constant, $\epsilon_r$	Target Conductivity, $\sigma$ (S/m)	Measured Dielectric Constant, $\epsilon_r$	Measured Conductivity, $\sigma$ (S/m)	% dev $\epsilon_r$	% dev $\sigma$
Head	Jan, 10. 2023	2412	39.265	1.766	40.061	1.841	2.03%	4.21%
		2437	39.222	1.788	40.016	1.863	2.02%	4.15%
		2450	39.200	1.800	39.993	1.874	2.02%	4.13%
		2462	39.184	1.813	39.978	1.885	2.03%	4.00%
		2480	39.160	1.832	39.955	1.902	2.03%	3.81%
	Jan, 10. 2023	5210	35.990	4.670	36.767	4.794	2.16%	2.66%
		5230	35.970	4.690	36.744	4.815	2.15%	2.67%
		5250	35.950	4.710	36.722	4.836	2.15%	2.68%
		5270	35.930	4.730	36.699	4.857	2.14%	2.69%
	Jan, 11. 2023	5530	35.605	4.997	36.402	5.132	2.24%	2.70%
		5570	35.545	5.039	36.356	5.173	2.28%	2.67%
		5600	35.500	5.070	36.322	5.205	2.31%	2.65%
		5690	35.416	5.154	36.219	5.299	2.27%	2.81%
		5750	35.360	5.210	36.150	5.362	2.23%	2.92%
		5775	35.337	5.233	36.122	5.388	2.22%	2.96%
		5815	35.300	5.270	36.076	5.430	2.20%	3.04%
		5855	35.257	5.315	36.030	5.472	2.19%	2.95%
	Jan, 12. 2023	6025	35.070	5.510	35.834	5.652	2.18%	2.59%
		6345	34.686	5.887	35.450	5.994	2.20%	1.81%
		6500	34.500	6.070	35.264	6.161	2.22%	1.50%
		6505	34.494	6.076	35.258	6.166	2.22%	1.49%
		6665	34.302	6.261	35.066	6.340	2.23%	1.25%
		6985	33.918	6.633	34.682	6.690	2.25%	0.86%
		7000	33.900	6.650	34.664	6.706	2.25%	0.85%

Unless otherwise stated the results shown in this test report refer only to the sample(s) tested and such sample(s) are retained for 90 days only.

除非另有說明，此報告結果僅對測試之樣品負責，同時此樣品僅保留90天。本報告未經本公司書面許可，不可部份複製。

This document is issued by the Company subject to its General Conditions of Service printed overleaf, available on request or accessible at <http://www.sgs.com.tw/Terms-and-Conditions>, and for electronic format documents, subject to Terms and Conditions for Electronic Documents at <http://www.sgs.com.tw/Terms-and-Conditions>. Attention is drawn to the limitation of liability, indemnification and jurisdiction issues defined therein. Any holder of this document is advised that information contained hereon reflects the Company's findings at the time of its intervention only and within the limits of Client's instructions, if any. The Company's sole responsibility is to its Client and this document does not exonerate parties to a transaction from exercising all their rights and obligations under the transaction documents. This document cannot be reproduced except in full, without prior written approval of the Company. Any unauthorized alteration, forgery or falsification of the content or appearance of this document is unlawful and offenders may be prosecuted to the fullest extent of the law.

SGS Taiwan Ltd.

No.134,Wu Kung Road, New Taipei Industrial Park, Wuku District, New Taipei City, Taiwan/新北市五股區新北產業園區五工路 134 號

台灣檢驗科技股份有限公司

t (886-2) 2299-3279

f (886-2) 2298-0488

[www.sgs.com.tw](http://www.sgs.com.tw)

Member of SGS Group

### 3.4 The composition of the tissue simulating liquid:

Simulating Liquids for 600 MHz -10 GHz, Manufactured by SPEAG:

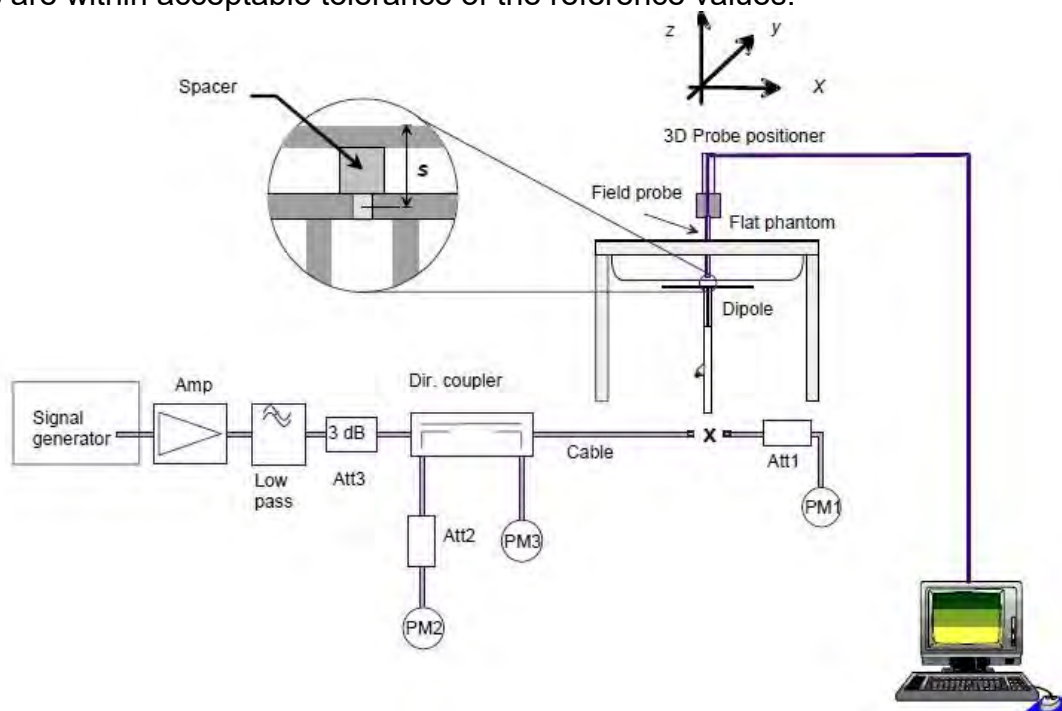
Broad-band head tissue simulating liquids	SPEAG Product	Frequency range (MHz)	Main Ingredients
	HBBL600-10000V6	600 - 10000	Water, Oil

### 3.5 System check

The microwave circuit arrangement for system check is sketched in below. The daily system accuracy verification occurs within the flat section of the SAM phantom and ELI phantom. A SAR measurement was performed to see if the measured SAR was within +/- 10% from the target SAR values.

The tests were conducted on the same days as the measurement of the DUT. The obtained results from the system accuracy verification are displayed with SAR values normalized to 1W forward power delivered to the dipole.

During the tests, the liquid depth from the center of the flat phantom to the liquid top surface was 15 cm above in all the cases. It is seen that the system is operating within its specification, as the results are within acceptable tolerance of the reference values.



The block diagram of system check

Unless otherwise stated the results shown in this test report refer only to the sample(s) tested and such sample(s) are retained for 90 days only.

除非另有說明，此報告結果僅對測試之樣品負責，同時此樣品僅保留90天。本報告未經本公司書面許可，不可部份複製。  
This document is issued by the Company subject to its General Conditions of Service printed overleaf, available on request or accessible at <http://www.sgs.com.tw/Terms-and-Conditions> and for electronic format documents, subject to Terms and Conditions for Electronic Documents at <http://www.sgs.com.tw/Terms-and-Conditions>. Attention is drawn to the limitation of liability, indemnification and jurisdiction issues defined therein. Any holder of this document is advised that information contained hereon reflects the Company's findings at the time of its intervention only and within the limits of Client's instructions, if any. The Company's sole responsibility is to its Client and this document does not exonerate parties to a transaction from exercising all their rights and obligations under the transaction documents. This document cannot be reproduced except in full, without prior written approval of the Company. Any unauthorized alteration, forgery or falsification of the content or appearance of this document is unlawful and offenders may be prosecuted to the fullest extent of the law.



### 3.6 System check results

Validation Kit	S/N	Frequency (MHz)	1W Target 1g-SAR (W/kg)	pin=250mW Measured 1g-SAR (W/kg)	Normalized to 1W 1g-SAR (W/kg)	Deviation (%)	Limit	Measurement Date
D2450V2	727	2450	52.8	12.9	51.6	-2.27	± 10%	Jan.10,2023
Validation Kit	S/N	Frequency (MHz)	1W Target 1g-SAR (W/kg)	pin=100mW Measured 1g-SAR (W/kg)	Normalized to 1W 1g-SAR (W/kg)	Deviation (%)	Limit	Measurement Date
D5GHzV2	1023	5250	81	7.73	77.3	-4.57	± 10%	Jan.10,2023
D5GHzV2	1023	5600	84.4	8.23	82.3	-2.49	± 10%	Jan.11,2023
D5GHzV2	1023	5750	81	8.01	80.1	-1.11	± 10%	Jan.11,2023
Validation Kit	S/N	Frequency (MHz)	1W Target 1g-SAR (W/kg)	pin=100mW Measured 1g-SAR (W/kg)	Normalized to 1W 1g-SAR (W/kg)	Deviation (%)	Limit	Measurement Date
D6.5GHzV2	1006	6500	292	29	290	-0.68	± 10%	Jan.12,2023
D7GHzV2	1007	7000	278	27.2	272	-2.16	± 10%	Jan.12,2023

Unless otherwise stated the results shown in this test report refer only to the sample(s) tested and such sample(s) are retained for 90 days only.

除非另有說明，此報告結果僅對測試之樣品負責，同時此樣品僅保留90天。本報告未經本公司書面許可，不可部份複製。

This document is issued by the Company subject to its General Conditions of Service printed overleaf, available on request or accessible at <http://www.sgs.com.tw/Terms-and-Conditions> and for electronic format documents, subject to Terms and Conditions for Electronic Documents at <http://www.sgs.com.tw/Terms-and-Conditions>. Attention is drawn to the limitation of liability, indemnification and jurisdiction issues defined therein. Any holder of this document is advised that information contained hereon reflects the Company's findings at the time of its intervention only and within the limits of Client's instructions, if any. The Company's sole responsibility is to its Client and this document does not exonerate parties to a transaction from exercising all their rights and obligations under the transaction documents. This document cannot be reproduced except in full, without prior written approval of the Company. Any unauthorized alteration, forgery or falsification of the content or appearance of this document is unlawful and offenders may be prosecuted to the fullest extent of the law.

SGS Taiwan Ltd.

No.134,Wu Kung Road, New Taipei Industrial Park, Wuku District, New Taipei City, Taiwan/新北市五股區新北產業園區五工路 134 號

台灣檢驗科技股份有限公司

t (886-2) 2299-3279

f (886-2) 2298-0488

[www.sgs.com.tw](http://www.sgs.com.tw)


Member of SGS Group

## 4 PD SYSTEM VERIFICATION

### 4.1 System check

The system was verified to be within  $\pm 0.66$  dB of the power density targets on the calibration certificate according to the test system specification in the user's manual and calibration facility recommendation. The 0.66 dB deviation threshold represents the expanded uncertainty for system performance checks using SPEAG's mmWave verification sources. The same spatial resolution and measurement region used in the source calibration was applied during the system check.

The measured power density distribution of verification source was also confirmed through visual inspection to have no noticeable differences, both spatially (shape) and numerically (level) from the distribution provided by the manufacturer, per November 2017 TCBC Workshop Notes.



System Verification Setup Photo

Unless otherwise stated the results shown in this test report refer only to the sample(s) tested and such sample(s) are retained for 90 days only.  
除非另有說明，此報告結果僅對測試之樣品負責，同時此樣品僅保留90天。本報告未經本公司書面許可，不可部份複製。

This document is issued by the Company subject to its General Conditions of Service printed overleaf, available on request or accessible at <http://www.sgs.com.tw/Terms-and-Conditions> and for electronic format documents, subject to Terms and Conditions for Electronic Documents at <http://www.sgs.com.tw/Terms-and-Conditions>. Attention is drawn to the limitation of liability, indemnification and jurisdiction issues defined therein. Any holder of this document is advised that information contained hereon reflects the Company's findings at the time of its intervention only and within the limits of Client's instructions, if any. The Company's sole responsibility is to its Client and this document does not exonerate parties to a transaction from exercising all their rights and obligations under the transaction documents. This document cannot be reproduced except in full, without prior written approval of the Company. Any unauthorized alteration, forgery or falsification of the content or appearance of this document is unlawful and offenders may be prosecuted to the fullest extent of the law.

SGS Taiwan Ltd.

No.134, Wu Kung Road, New Taipei Industrial Park, Wuku District, New Taipei City, Taiwan/新北市五股區新北產業園區五工路 134 號

台灣檢驗科技股份有限公司

t (886-2) 2299-3279

f (886-2) 2298-0488

[www.sgs.com.tw](http://www.sgs.com.tw)

Member of SGS Group

## 4.2 System check result

The system was verified to be within  $\pm 0.66$  dB of the power density targets on the calibration certificate according to the test system specification in the user's manual and calibration facility recommendation. The 0.66 dB deviation threshold represents the expanded uncertainty for system performance checks using SPEAG's mmWave verification sources. The same spatial resolution and measurement region used in the source calibration was applied during the system check. The measured power density distribution of verification source was also confirmed through visual inspection to have no noticeable differences, both spatially (shape) and numerically (level) from the distribution provided by the manufacturer, per November 2017 TCBC Workshop Notes.

Frequency (MHz)	PD Verification Source (MHz)	Probe S/N	DAE S/N	Distance (mm)	Prad (mW)	Measured 4cm <sup>2</sup> (W/m <sup>2</sup> )	Target 4cm <sup>2</sup> (W/m <sup>2</sup> )	Deviation (dB)	Date
10000	10000	9616	1719	10	86.1	52.9	52.8	0.01	Jan.13,2023

Unless otherwise stated the results shown in this test report refer only to the sample(s) tested and such sample(s) are retained for 90 days only.

除非另有說明，此報告結果僅對測試之樣品負責，同時此樣品僅保留90天。本報告未經本公司書面許可，不可部份複製。

This document is issued by the Company subject to its General Conditions of Service printed overleaf, available on request or accessible at <http://www.sgs.com.tw/Terms-and-Conditions> and for electronic format documents, subject to Terms and Conditions for Electronic Documents at <http://www.sgs.com.tw/Terms-and-Conditions>. Attention is drawn to the limitation of liability, indemnification and jurisdiction issues defined therein. Any holder of this document is advised that information contained hereon reflects the Company's findings at the time of its intervention only and within the limits of Client's instructions, if any. The Company's sole responsibility is to its Client and this document does not exonerate parties to a transaction from exercising all their rights and obligations under the transaction documents. This document cannot be reproduced except in full, without prior written approval of the Company. Any unauthorized alteration, forgery or falsification of the content or appearance of this document is unlawful and offenders may be prosecuted to the fullest extent of the law.

SGS Taiwan Ltd.

No.134,Wu Kung Road, New Taipei Industrial Park, Wuku District, New Taipei City, Taiwan/新北市五股區新北產業園區五工路 134 號

台灣檢驗科技股份有限公司

t (886-2) 2299-3279

f (886-2) 2298-0488

[www.sgs.com.tw](http://www.sgs.com.tw)

Member of SGS Group

## 5 TEST CONFIGURATIONS

### 5.1 Test Environment

Ambient Temperature:  $22 \pm 2^{\circ}\text{C}$

Tissue Simulating Liquid:  $22 \pm 2^{\circ}\text{C}$

### 5.2 Test Note

- **General:** Measurements are performed respectively on the lowest, middle and highest channels of the operating band(s).
- **General:** The EUT is set to maximum power level during all tests, and at the beginning of each test the battery is fully charged.
- **General:** During the SAR testing, the DASY system checks power drift by comparing the e-field strength of one specific location measured at the beginning with that measured at the end of the SAR testing.
- **General:** According to KDB447498D01v06, testing of other required channels is not required when the reported 1-g SAR for the highest output channel is  $\leq 0.8\text{ W/kg}$ , when the transmission band is  $\leq 100\text{ MHz}$ .
- **General:** According to KDB865664D01v01r04, SAR measurement variability must be assessed for each frequency band. When the original highest measured SAR is  $\geq 0.8\text{ W/kg}$ , repeated that measurement once. Perform a second repeated measurement only if the ratio of largest to smallest SAR for the original and first repeated measurements is  $> 1.20$  or when the original or repeated measurement is  $\geq 1.45\text{ W/kg}$  ( $\sim 10\%$  from the 1-g SAR limit).
- **WLAN 2.4GHz:** 802.11b DSSS SAR Test Requirements: SAR is measured for 2.4 GHz 802.11b DSSS mode using the highest measured maximum output power channel, when the reported SAR of the highest measured maximum output power channel for the exposure configuration is  $\leq 0.8\text{ W/kg}$ , no further SAR testing is required for 802.11b DSSS in that exposure configuration. When the reported SAR is  $> 0.8\text{ W/kg}$ , SAR is required for that exposure configuration using the next highest measured output power channel. When any reported SAR is  $> 1.2\text{ W/kg}$ , SAR is required for the third channel; i.e., all channels require testing.
- **WLAN 2.4GHz:** 802.11g/n OFDM SAR Test Exclusion Requirements: SAR is not required for 802.11g/n since the highest reported SAR for DSSS is adjusted by the ratio of OFDM to DSSS specified maximum output power and the adjusted SAR is  $\leq 1.2\text{ W/kg}$ .
- **WLAN 5GHz:** Initial Test Configuration: An initial test configuration is determined for OFDM transmission modes according to the channel bandwidth, modulation and data rate combination(s) with the highest maximum output power specified for production units in each standalone and aggregated frequency band. SAR is measured using the highest measured maximum output power channel. When the reported SAR of the initial test configuration is  $> 0.8\text{ W/kg}$ , SAR measurement is required for the subsequent next highest measured output power channel(s) in the initial test configuration until the reported SAR is  $\leq 1.2\text{ W/kg}$  or all required channels are tested. Since the highest reported SAR for the initial test configuration is adjusted by the ratio of the subsequent test configuration to initial test configuration

Unless otherwise stated the results shown in this test report refer only to the sample(s) tested and such sample(s) are retained for 90 days only.  
除非另有說明，此報告結果僅對測試之樣品負責，同時此樣品僅保留90天。本報告未經本公司書面許可，不可部份複製。

This document is issued by the Company subject to its General Conditions of Service printed overleaf, available on request or accessible at <http://www.sgs.com.tw/Terms-and-Conditions>, and for electronic format documents, subject to Terms and Conditions for Electronic Documents at <http://www.sgs.com.tw/Terms-and-Conditions>. Attention is drawn to the limitation of liability, indemnification and jurisdiction issues defined therein. Any holder of this document is advised that information contained hereon reflects the Company's findings at the time of its intervention only and within the limits of Client's instructions, if any. The Company's sole responsibility is to its Client and this document does not exonerate parties to a transaction from exercising all their rights and obligations under the transaction documents. This document cannot be reproduced except in full, without prior written approval of the Company. Any unauthorized alteration, forgery or falsification of the content or appearance of this document is unlawful and offenders may be prosecuted to the fullest extent of the law.

specified maximum output power and the adjusted SAR is  $\leq 1.2$  W/kg, SAR is not required for subsequent test configuration.

- **WLAN 5GHz:** Based on FCC guidance, general principles of KDB248227D01 can be applied to 802.11ax to determine initial test configuration with 802.11ax being considered as the highest 802.11 mode for the appropriate frequency band.
- **WLAN 6GHz:** Per October 2020 & April 2021 TCB Workshop Interim procedures and FCC guidance, start instead with a minimum of 5 test channels across the full band, then adapt and apply conducted power and SAR test reduction procedures of KDB Pub. 248227 v02r02. WIFI 6E SAR is measured by using 6-7GHz parameters per IEC/IEEE62209- 1528:2020 and report also estimated absorbed PD (for reference purposes only, not specifically for compliance). For the highest SAR test configurations also measure incident PD (total) using mmW near-field probe and total-field/power-density reconstruction method.
- **WLAN 6GHz:** Per equipment manufacturer guidance, power density was measured at  $d=2\text{mm}$  with the grid step ( $0.0625\lambda$ ) for determining compliance at  $d=2\text{mm}$ .
- **WLAN 6GHz:** According to October 2020 TCB Workshop Interim procedures, power density results were scaled according to IEC 62479:2010 for the portion of the measurement uncertainty  $> 30\%$ . Total expanded uncertainty of 2.67 dB (85%) was used to determine the psPD measurement scaling factor.
- **WLAN 6GHz:** Per FCC guidance, for simultaneous transmission evaluation, using SAR sum and SPLSR for simultaneous transmit exclusion analyses and evaluations.

Unless otherwise stated the results shown in this test report refer only to the sample(s) tested and such sample(s) are retained for 90 days only.  
除非另有說明，此報告結果僅對測試之樣品負責，同時此樣品僅保留90天。本報告未經本公司書面許可，不可部份複製。

This document is issued by the Company subject to its General Conditions of Service printed overleaf, available on request or accessible at <http://www.sgs.com.tw/Terms-and-Conditions> and for electronic format documents, subject to Terms and Conditions for Electronic Documents at <http://www.sgs.com.tw/Terms-and-Conditions>. Attention is drawn to the limitation of liability, indemnification and jurisdiction issues defined therein. Any holder of this document is advised that information contained hereon reflects the Company's findings at the time of its intervention only and within the limits of Client's instructions, if any. The Company's sole responsibility is to its Client and this document does not exonerate parties to a transaction from exercising all their rights and obligations under the transaction documents. This document cannot be reproduced except in full, without prior written approval of the Company. Any unauthorized alteration, forgery or falsification of the content or appearance of this document is unlawful and offenders may be prosecuted to the fullest extent of the law.

### 5.3 Test position

#### Laptop mode SAR test position (0mm)

For laptop PC, according to KDB 616217 D04, SAR evaluation is required for the bottom surface of the keyboard. This EUT was tested in the base of EUT directly against the flat phantom. The required minimum test separation distance for incorporating transmitters and antennas into laptop computer display is determined with the display screen opened at an angle of 90° to the keyboard compartment.

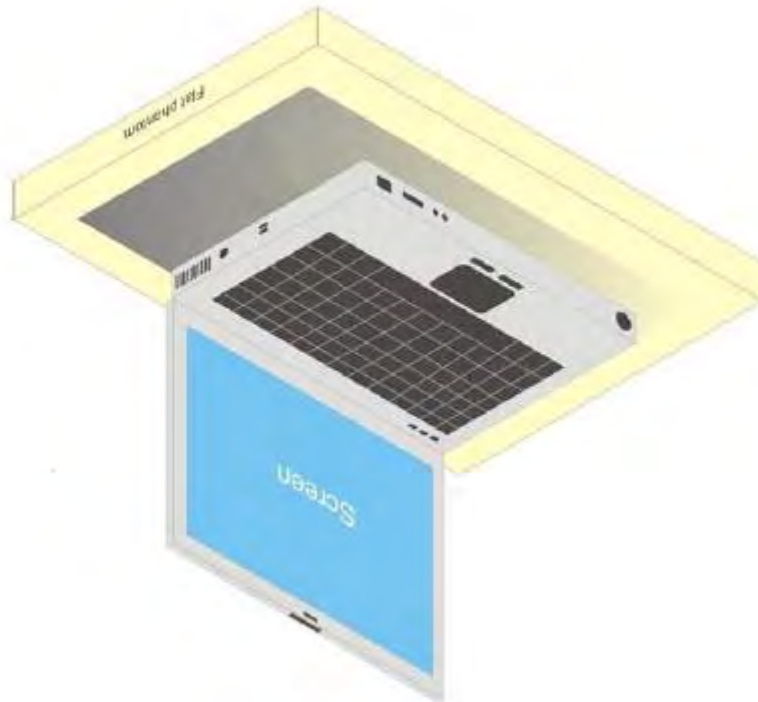


Illustration for Laptop Setup

Unless otherwise stated the results shown in this test report refer only to the sample(s) tested and such sample(s) are retained for 90 days only.  
除非另有說明，此報告結果僅對測試之樣品負責，同時此樣品僅保留90天。本報告未經本公司書面許可，不可部份複製。

This document is issued by the Company subject to its General Conditions of Service printed overleaf, available on request or accessible at <http://www.sgs.com.tw/Terms-and-Conditions> and for electronic format documents, subject to Terms and Conditions for Electronic Documents at <http://www.sgs.com.tw/Terms-and-Conditions>. Attention is drawn to the limitation of liability, indemnification and jurisdiction issues defined therein. Any holder of this document is advised that information contained hereon reflects the Company's findings at the time of its intervention only and within the limits of Client's instructions, if any. The Company's sole responsibility is to its Client and this document does not exonerate parties to a transaction from exercising all their rights and obligations under the transaction documents. This document cannot be reproduced except in full, without prior written approval of the Company. Any unauthorized alteration, forgery or falsification of the content or appearance of this document is unlawful and offenders may be prosecuted to the fullest extent of the law.



## 5.4 Test limit

### [§ 2.1093\(d\)\(1\)](#)

Applications for equipment authorization of portable RF sources subject to routine environmental evaluation must contain a statement confirming compliance with the limits specified in [§ 1.1310](#) as part of their application. Technical information showing the basis for this statement must be submitted to the Commission upon request. The SAR limits specified in [§ 1.1310\(a\)](#) through [\(c\) of this chapter](#) shall be used for evaluation of portable devices transmitting in the frequency range from 100 kHz to 6 GHz. Portable devices that transmit at frequencies above 6 GHz shall be evaluated in terms of the MPE limits specified in Table 1 to [§ 1.1310\(e\)\(1\)](#). A minimum separation distance applicable to the operating configurations and exposure conditions of the device shall be used for the evaluation. In general, maximum time-averaged power levels must be used for evaluation. All unlicensed personal communications service (PCS) devices and unlicensed NII devices shall be subject to the limits for general population/uncontrolled exposure.

Radiofrequency radiation exposure limits.

### [§ 1.1310\(a\)](#)

Specific absorption rate (SAR) shall be used to evaluate the environmental impact of human exposure to radiofrequency (RF) radiation as specified in § 1.1307(b) within the frequency range of 100 kHz to 6 GHz (inclusive).

### [§ 1.1310\(b\)](#)

The SAR limits for occupational/controlled exposure are 0.4 W/kg, as averaged over the whole body, and a peak spatial-average SAR of 8 W/kg, averaged over any 1 gram of tissue (defined as a tissue volume in the shape of a cube). Exceptions are the parts of the human body treated as extremities, such as hands, wrists, feet, ankles, and pinnae, where the peak spatial-average SAR limit for occupational/controlled exposure is 20 W/kg, averaged over any 10 grams of tissue (defined as a tissue volume in the shape of a cube). Exposure may be averaged over a time period not to exceed 6 minutes to determine compliance with occupational/controlled SAR limits.

### [§ 1.1310\(c\)](#)

The SAR limits for general population/uncontrolled exposure are 0.08 W/kg, as averaged over the whole body, and a peak spatial-average SAR of 1.6 W/kg, averaged over any 1 gram of tissue (defined as a tissue volume in the shape of a cube). Exceptions are the parts of the human body treated as extremities, such as hands, wrists, feet, ankles, and pinnae, where the peak spatial-average SAR limit is 4 W/kg, averaged over any 10 grams of tissue (defined as a tissue volume in the shape of a cube). Exposure may be averaged over a time period not to exceed 30 minutes to determine compliance with general population/uncontrolled SAR limits.

Note to paragraphs (a) through (c):

SAR is a measure of the rate of energy absorption due to exposure to RF electromagnetic energy. These SAR limits to be used for evaluation are based generally on criteria published by the American National Standards Institute (ANSI) for localized SAR in [Section 4.2](#) of "IEEE Standard for Safety Levels with Respect to Human Exposure to Radio Frequency Electromagnetic Fields, 3 kHz to 300 GHz," ANSI/IEEE Std C95.1-1992, copyright 1992 by the Institute of Electrical and Electronics Engineers, Inc., New York, New York 10017. These criteria for SAR evaluation are similar to those recommended by the National Council on Radiation Protection and Measurements (NCRP) in "Biological Effects and Exposure Criteria for Radiofrequency Electromagnetic Fields," NCRP Report No. 86, [Section 17.4.5](#), copyright 1986 by NCRP, Bethesda, Maryland 20814. Limits for whole body SAR and peak spatial-average SAR are based

Unless otherwise stated the results shown in this test report refer only to the sample(s) tested and such sample(s) are retained for 90 days only.

除非另有說明，此報告結果僅對測試之樣品負責，同時此樣品僅保留90天。本報告未經本公司書面許可，不可部份複製。

This document is issued by the Company subject to its General Conditions of Service printed overleaf, available on request or accessible at <http://www.sgs.com.tw/Terms-and-Conditions>, and for electronic format documents, subject to Terms and Conditions for Electronic Documents at <http://www.sgs.com.tw/Terms-and-Conditions>. Attention is drawn to the limitation of liability, indemnification and jurisdiction issues defined therein. Any holder of this document is advised that information contained hereon reflects the Company's findings at the time of its intervention only and within the limits of Client's instructions, if any. The Company's sole responsibility is to its Client and this document does not exonerate parties to a transaction from exercising all their rights and obligations under the transaction documents. This document cannot be reproduced except in full, without prior written approval of the Company. Any unauthorized alteration, forgery or falsification of the content or appearance of this document is unlawful and offenders may be prosecuted to the fullest extent of the law.

on recommendations made in both of these documents. The MPE limits in Table 1 are based generally on criteria published by the NCRP in "Biological Effects and Exposure Criteria for Radiofrequency Electromagnetic Fields," NCRP Report No. 86, Sections 17.4.1, 17.4.1.1, 17.4.2 and 17.4.3, copyright 1986 by NCRP, Bethesda, Maryland 20814. In the frequency range from 100 MHz to 1500 MHz, these MPE exposure limits for field strength and power density are also generally based on criteria recommended by the ANSI in [Section 4.1](#) of "IEEE Standard for Safety Levels with Respect to Human Exposure to Radio Frequency Electromagnetic Fields, 3 kHz to 300 GHz," ANSI/IEEE Std C95.1-1992, copyright 1992 by the Institute of Electrical and Electronics Engineers, Inc., New York, New York 10017.

Portable devices that transmit at frequencies above 6 GHz shall be evaluated in terms of the MPE limits specified in Table 1 to [§ 1.1310\(e\)\(1\)](#).

According to ANSI/IEEE C95.1-1992, the criteria listed in the following Table shall be used to evaluate the environmental impact of human exposure to radio frequency (RF) radiation as specified in §1.1310.

Peak Spatially Averaged Power Density was evaluated over a circular area of 4cm<sup>2</sup> per interim FCC Guidance for near-field power density evaluations per October 2018 TCB Workshop notes

Unless otherwise stated the results shown in this test report refer only to the sample(s) tested and such sample(s) are retained for 90 days only.

除非另有說明，此報告結果僅對測試之樣品負責，同時此樣品僅保留90天。本報告未經本公司書面許可，不可部份複製。

This document is issued by the Company subject to its General Conditions of Service printed overleaf, available on request or accessible at <http://www.sgs.com.tw/Terms-and-Conditions> and for electronic format documents, subject to Terms and Conditions for Electronic Documents at <http://www.sgs.com.tw/Terms-and-Conditions>. Attention is drawn to the limitation of liability, indemnification and jurisdiction issues defined therein. Any holder of this document is advised that information contained hereon reflects the Company's findings at the time of its intervention only and within the limits of Client's instructions, if any. The Company's sole responsibility is to its Client and this document does not exonerate parties to a transaction from exercising all their rights and obligations under the transaction documents. This document cannot be reproduced except in full, without prior written approval of the Company. Any unauthorized alteration, forgery or falsification of the content or appearance of this document is unlawful and offenders may be prosecuted to the fullest extent of the law.

SGS Taiwan Ltd.

No.134,Wu Kung Road, New Taipei Industrial Park, Wuku District, New Taipei City, Taiwan/新北市五股區新北產業園區五工路 134 號

台灣檢驗科技股份有限公司

t (886-2) 2299-3279

f (886-2) 2298-0488

[www.sgs.com.tw](http://www.sgs.com.tw)

Member of SGS Group



Frequency range (MHz)	Electric field strength (V/m)	Magnetic field strength (A/m)	Power density (mW/cm <sup>2</sup> )	Averaging time (minutes)
(i) Limits for Occupational/Controlled Exposure				
0.3-3.0	614	1.63	*(100)	≤6
3.0-30	1842/f	4.89/f	*(900/f <sup>2</sup> )	<6
30-300	61.4	0.163	1.0	<6
300-1,500			f/300	<6
1,500-100,000			5	<6
(ii) Limits for General Population/Uncontrolled Exposure				
0.3-1.34	614	1.63	*(100)	<30
1.34-30	824/f	2.19/f	*(180/f <sup>2</sup> )	<30
30-300	27.5	0.073	0.2	<30
300-1,500			f/1500	<30
1,500-100,000			1.0	<30

f = frequency in MHz. \* = Plane-wave equivalent power density.

Table 1 to § 1.1310(e)(1) - Limits for Maximum Permissible Exposure (MPE)

Unless otherwise stated the results shown in this test report refer only to the sample(s) tested and such sample(s) are retained for 90 days only.

除非另有說明，此報告結果僅對測試之樣品負責，同時此樣品僅保留90天。本報告未經本公司書面許可，不可部份複製。

This document is issued by the Company subject to its General Conditions of Service printed overleaf, available on request or accessible at <http://www.sgs.com.tw/Terms-and-Conditions> and for electronic format documents, subject to Terms and Conditions for Electronic Documents at <http://www.sgs.com.tw/Terms-and-Conditions>. Attention is drawn to the limitation of liability, indemnification and jurisdiction issues defined therein. Any holder of this document is advised that information contained hereon reflects the Company's findings at the time of its intervention only and within the limits of Client's instructions, if any. The Company's sole responsibility is to its Client and this document does not exonerate parties to a transaction from exercising all their rights and obligations under the transaction documents. This document cannot be reproduced except in full, without prior written approval of the Company. Any unauthorized alteration, forgery or falsification of the content or appearance of this document is unlawful and offenders may be prosecuted to the fullest extent of the law.

SGS Taiwan Ltd.

No.134,Wu Kung Road, New Taipei Industrial Park, Wuku District, New Taipei City, Taiwan/新北市五股區新北產業園區五工路 134 號

台灣檢驗科技股份有限公司

t (886-2) 2299-3279

f (886-2) 2298-0488

[www.sgs.com.tw](http://www.sgs.com.tw)

Member of SGS Group

## 6 MAXIMUM OUTPUT POWER

### 6.1 WLAN

Main						
Band	Mode	Channel	Frequency (MHz)	Data Rate	Max. Rated Avg. Power + Max. Tolerance (dBm)	Average power (dBm)
2.45GHz	802.11b	1	2412	1Mbps	20.00	19.95
		6	2437		20.00	19.90
		11	2462		20.00	19.88
	802.11g	1	2412	6Mbps	19.00	18.79
		6	2437		20.00	19.85
		11	2462		18.00	17.89
	802.11n20-HT0	1	2412	MCS0	19.00	18.77
		6	2437		20.00	19.81
		11	2462		18.00	17.85
	802.11ax20-HE0	1	2412	MCS0	19.00	18.91
		6	2437		20.00	19.85
		11	2462		18.00	17.85
	802.11n40-HT0	3	2422	MCS0	16.75	16.63
		6	2437		18.00	17.93
		9	2452		17.25	17.16
	802.11ax40-HE0	3	2422	MCS0	16.75	16.67
		6	2437		18.00	17.88
		9	2452		17.25	17.06

Unless otherwise stated the results shown in this test report refer only to the sample(s) tested and such sample(s) are retained for 90 days only.

除非另有說明，此報告結果僅對測試之樣品負責，同時此樣品僅保留90天。本報告未經本公司書面許可，不可部份複製。

This document is issued by the Company subject to its General Conditions of Service printed overleaf, available on request or accessible at <http://www.sgs.com.tw/Terms-and-Conditions> and for electronic format documents, subject to Terms and Conditions for Electronic Documents at <http://www.sgs.com.tw/Terms-and-Conditions>. Attention is drawn to the limitation of liability, indemnification and jurisdiction issues defined therein. Any holder of this document is advised that information contained hereon reflects the Company's findings at the time of its intervention only and within the limits of Client's instructions, if any. The Company's sole responsibility is to its Client and this document does not exonerate parties to a transaction from exercising all their rights and obligations under the transaction documents. This document cannot be reproduced except in full, without prior written approval of the Company. Any unauthorized alteration, forgery or falsification of the content or appearance of this document is unlawful and offenders may be prosecuted to the fullest extent of the law.

Main						
Band	Mode	Channel	Frequency (MHz)	Data Rate	Max. Rated Avg. Power + Max. Tolerance (dBm)	Average power (dBm)
5.15-5.25 GHz	802.11a	36	5180	6Mbps	18.00	17.88
		40	5200		18.00	17.92
		44	5220		18.00	17.87
		48	5240		18.00	17.83
	802.11n20-HT0	36	5180	MCS0	18.00	17.92
		40	5200		18.00	17.86
		44	5220		18.00	17.85
		48	5240		18.00	17.74
	802.11ax20-HE0	36	5180	MCS0	18.00	17.86
		40	5200		18.00	17.83
		44	5220		18.00	17.89
		48	5240		18.00	17.75
	802.11n40-HT0	38	5190	MCS0	16.75	16.63
		46	5230		18.00	17.99
	802.11ax40-HE0	38	5190	MCS0	16.75	16.61
		46	5230		18.00	17.82
	802.11ac80-VHT0	42	5210	MCS0	18.00	17.99
	802.11ax80-HE0	42	5210	MCS0	18.00	17.75
	802.11ac160-VHT0	50	5250	MCS0	14.00	13.90
	802.11ax160-HE0	50	5250	MCS0	14.00	13.79

Unless otherwise stated the results shown in this test report refer only to the sample(s) tested and such sample(s) are retained for 90 days only.

除非另有說明，此報告結果僅對測試之樣品負責，同時此樣品僅保留90天。本報告未經本公司書面許可，不可部份複製。

This document is issued by the Company subject to its General Conditions of Service printed overleaf, available on request or accessible at <http://www.sgs.com.tw/Terms-and-Conditions> and for electronic format documents, subject to Terms and Conditions for Electronic Documents at <http://www.sgs.com.tw/Terms-and-Conditions>. Attention is drawn to the limitation of liability, indemnification and jurisdiction issues defined therein. Any holder of this document is advised that information contained hereon reflects the Company's findings at the time of its intervention only and within the limits of Client's instructions, if any. The Company's sole responsibility is to its Client and this document does not exonerate parties to a transaction from exercising all their rights and obligations under the transaction documents. This document cannot be reproduced except in full, without prior written approval of the Company. Any unauthorized alteration, forgery or falsification of the content or appearance of this document is unlawful and offenders may be prosecuted to the fullest extent of the law.

SGS Taiwan Ltd.

No.134,Wu Kung Road, New Taipei Industrial Park, Wuku District, New Taipei City, Taiwan/新北市五股區新北產業園區五工路 134 號

台灣檢驗科技股份有限公司

t (886-2) 2299-3279

f (886-2) 2298-0488

[www.sgs.com.tw](http://www.sgs.com.tw)

Member of SGS Group

Main						
Band	Mode	Channel	Frequency (MHz)	Data Rate	Max. Rated Avg. Power + Max. Tolerance (dBm)	Average power (dBm)
5.25-5.35 GHz	802.11a	52	5260	6Mbps	18.00	17.93
		56	5280		18.00	17.92
		60	5300		18.00	17.99
		64	5320		18.00	17.94
	802.11n20-HT0	52	5260	MCS0	18.00	17.89
		56	5280		18.00	17.94
		60	5300		18.00	17.90
		64	5320		18.00	17.75
	802.11ax20-HE0	52	5260	MCS0	18.00	17.93
		56	5280		18.00	17.86
		60	5300		18.00	17.81
		64	5320		18.00	17.75
	802.11n40-HT0	54	5270	MCS0	18.00	17.94
		62	5310		16.75	16.71
	802.11ax40-HE0	54	5270	MCS0	18.00	17.79
		62	5310		16.75	16.58
	802.11ac80-VHT0	58	5290	MCS0	16.75	16.61
	802.11ax80-HE0	58	5290	MCS0	16.75	16.63

Unless otherwise stated the results shown in this test report refer only to the sample(s) tested and such sample(s) are retained for 90 days only.

除非另有說明，此報告結果僅對測試之樣品負責，同時此樣品僅保留90天。本報告未經本公司書面許可，不可部份複製。

This document is issued by the Company subject to its General Conditions of Service printed overleaf, available on request or accessible at <http://www.sgs.com.tw/Terms-and-Conditions> and for electronic format documents, subject to Terms and Conditions for Electronic Documents at <http://www.sgs.com.tw/Terms-and-Conditions>. Attention is drawn to the limitation of liability, indemnification and jurisdiction issues defined therein. Any holder of this document is advised that information contained hereon reflects the Company's findings at the time of its intervention only and within the limits of Client's instructions, if any. The Company's sole responsibility is to its Client and this document does not exonerate parties to a transaction from exercising all their rights and obligations under the transaction documents. This document cannot be reproduced except in full, without prior written approval of the Company. Any unauthorized alteration, forgery or falsification of the content or appearance of this document is unlawful and offenders may be prosecuted to the fullest extent of the law.

Main						
Band	Mode	Channel	Frequency (MHz)	Data Rate	Max. Rated Avg. Power + Max. Tolerance (dBm)	Average power (dBm)
5.6GHz	802.11a	100	5500	6Mbps	16.50	16.26
		120	5600		16.50	16.36
		140	5700		16.50	16.34
		144	5720		16.50	16.41
	802.11n20-HT0	100	5500	MCS0	16.50	16.25
		120	5600		16.50	16.33
		140	5700		16.50	16.29
		144	5720		16.50	16.39
	802.11ax20-HE0	100	5500	MCS0	16.50	16.26
		120	5600		16.50	16.42
		140	5700		16.50	16.41
		144	5720		16.50	16.28
	802.11n40-HT0	102	5510	MCS0	16.50	16.29
		118	5590		16.50	16.29
		134	5670		16.50	16.39
		142	5710		16.50	16.32
	802.11ax40-HE0	102	5510	MCS0	16.50	16.30
		118	5590		16.50	16.26
		134	5670		16.50	16.42
		142	5710		16.50	16.34
	802.11ac80-VHT0	106	5530	MCS0	16.50	16.41
		122	5610		16.50	16.12
		138	5690		16.50	16.44
	802.11ax80-HE0	106	5530	MCS0	16.50	16.41
		122	5610		16.50	16.31
		138	5690		16.50	16.24
	802.11ac160-VHT0	114	5570	MCS0	15.50	15.33
	802.11ax160-HE0	114	5570	MCS0	15.50	15.26

Unless otherwise stated the results shown in this test report refer only to the sample(s) tested and such sample(s) are retained for 90 days only.

除非另有說明，此報告結果僅對測試之樣品負責，同時此樣品僅保留90天。本報告未經本公司書面許可，不可部份複製。

This document is issued by the Company subject to its General Conditions of Service printed overleaf, available on request or accessible at <http://www.sgs.com.tw/Terms-and-Conditions> and for electronic format documents, subject to Terms and Conditions for Electronic Documents at <http://www.sgs.com.tw/Terms-and-Conditions>. Attention is drawn to the limitation of liability, indemnification and jurisdiction issues defined therein. Any holder of this document is advised that information contained hereon reflects the Company's findings at the time of its intervention only and within the limits of Client's instructions, if any. The Company's sole responsibility is to its Client and this document does not exonerate parties to a transaction from exercising all their rights and obligations under the transaction documents. This document cannot be reproduced except in full, without prior written approval of the Company. Any unauthorized alteration, forgery or falsification of the content or appearance of this document is unlawful and offenders may be prosecuted to the fullest extent of the law.

SGS Taiwan Ltd.

No.134,Wu Kung Road, New Taipei Industrial Park, Wuku District, New Taipei City, Taiwan/新北市五股區新北產業園區五工路 134 號

台灣檢驗科技股份有限公司

t (886-2) 2299-3279

f (886-2) 2298-0488

[www.sgs.com.tw](http://www.sgs.com.tw)

Member of SGS Group

Main						
Mode	Mode	Channel	Frequency (MHz)	Data Rate	Max. Rated Avg. Power + Max. Tolerance (dBm)	Average power (dBm)
5.8GHz	802.11a	149	5745	6Mbps	16.50	16.24
		157	5785		16.50	16.28
		165	5825		16.50	16.43
	802.11n20-HT0	149	5745	MCS0	16.50	16.42
		157	5785		16.50	16.38
		165	5825		16.50	16.36
	802.11ac20-VHT0	149	5745	MCS0	16.50	16.28
		157	5785		16.50	16.42
		165	5825		16.50	16.35
	802.11ax20-HE0	149	5745	MCS0	16.50	16.36
		157	5785		16.50	16.34
		165	5825		16.50	16.34
	802.11n40-HT0	151	5755	MCS0	16.50	16.38
		159	5795		16.50	16.48
	802.11ac40-VHT0	151	5755	MCS0	16.50	16.34
		159	5795		16.50	16.28
	802.11ax40-HE0	151	5755	MCS0	16.50	16.25
		159	5795		16.50	16.41
	802.11ac80-VHT0	155	5775	MCS0	16.50	16.49
	802.11ax80-HE0	155	5775	MCS0	16.50	16.30

Unless otherwise stated the results shown in this test report refer only to the sample(s) tested and such sample(s) are retained for 90 days only.

除非另有說明，此報告結果僅對測試之樣品負責，同時此樣品僅保留90天。本報告未經本公司書面許可，不可部份複製。

This document is issued by the Company subject to its General Conditions of Service printed overleaf, available on request or accessible at <http://www.sgs.com.tw/Terms-and-Conditions> and for electronic format documents, subject to Terms and Conditions for Electronic Documents at <http://www.sgs.com.tw/Terms-and-Conditions>. Attention is drawn to the limitation of liability, indemnification and jurisdiction issues defined therein. Any holder of this document is advised that information contained hereon reflects the Company's findings at the time of its intervention only and within the limits of Client's instructions, if any. The Company's sole responsibility is to its Client and this document does not exonerate parties to a transaction from exercising all their rights and obligations under the transaction documents. This document cannot be reproduced except in full, without prior written approval of the Company. Any unauthorized alteration, forgery or falsification of the content or appearance of this document is unlawful and offenders may be prosecuted to the fullest extent of the law.

SGS Taiwan Ltd.

No.134,Wu Kung Road, New Taipei Industrial Park, Wuku District, New Taipei City, Taiwan/新北市五股區新北產業園區五工路 134 號

台灣檢驗科技股份有限公司

t (886-2) 2299-3279

f (886-2) 2298-0488

[www.sgs.com.tw](http://www.sgs.com.tw)

Member of SGS Group

Main						
Mode	Mode	Channel	Frequency (MHz)	Data Rate	Max. Rated Avg. Power + Max. Tolerance (dBm)	Average power (dBm)
5.9GHz	802.11a	169	5845	6Mbps	16.50	16.25
		173	5865		16.50	16.43
		177	5885		16.50	16.25
	802.11n20-HT0	169	5845	MCS0	16.50	16.27
		173	5865		16.50	16.37
		177	5885		16.50	16.32
	802.11ac20-VHT0	169	5845	MCS0	16.50	16.27
		173	5865		16.50	16.43
		177	5885		16.50	16.37
	802.11ax20-HE0	169	5845	MCS0	16.50	16.37
		173	5865		16.50	16.40
		177	5885		16.50	16.38
	802.11n40-HT0	167	5835	MCS0	16.50	16.29
		175	5875		16.50	16.40
	802.11ac40-VHT0	167	5835	MCS0	16.50	16.34
		175	5875		16.50	16.30
	802.11ax40-HE0	167	5835	MCS0	16.50	16.32
		175	5875		16.50	16.28
	802.11ac80-VHT0	171	5855	MCS0	16.50	16.40
	802.11ax80-HE0	171	5855	MCS0	16.50	16.37
	802.11ac160-VHT0	163	5815	MCS0	16.00	15.76
	802.11ax160-HE0	163	5815	MCS0	16.50	16.45

Unless otherwise stated the results shown in this test report refer only to the sample(s) tested and such sample(s) are retained for 90 days only.

除非另有說明，此報告結果僅對測試之樣品負責，同時此樣品僅保留90天。本報告未經本公司書面許可，不可部份複製。

This document is issued by the Company subject to its General Conditions of Service printed overleaf, available on request or accessible at <http://www.sgs.com.tw/Terms-and-Conditions> and for electronic format documents, subject to Terms and Conditions for Electronic Documents at <http://www.sgs.com.tw/Terms-and-Conditions>. Attention is drawn to the limitation of liability, indemnification and jurisdiction issues defined therein. Any holder of this document is advised that information contained hereon reflects the Company's findings at the time of its intervention only and within the limits of Client's instructions, if any. The Company's sole responsibility is to its Client and this document does not exonerate parties to a transaction from exercising all their rights and obligations under the transaction documents. This document cannot be reproduced except in full, without prior written approval of the Company. Any unauthorized alteration, forgery or falsification of the content or appearance of this document is unlawful and offenders may be prosecuted to the fullest extent of the law.

SGS Taiwan Ltd.

No.134,Wu Kung Road, New Taipei Industrial Park, Wuku District, New Taipei City, Taiwan/新北市五股區新北產業園區五工路 134 號

台灣檢驗科技股份有限公司

t (886-2) 2299-3279

f (886-2) 2298-0488

www.sgs.com.tw

Member of SGS Group

Aux						
Band	Mode	Channel	Frequency (MHz)	Data Rate	Max. Rated Avg. Power + Max. Tolerance (dBm)	Average power (dBm)
2.45GHz	802.11b	1	2412	1Mbps	20.00	19.91
		6	2437		20.00	19.92
		11	2462		20.00	19.99
	802.11g	1	2412	6Mbps	19.25	19.02
		6	2437		20.00	19.92
		11	2462		19.00	18.88
	802.11n20-HT0	1	2412	MCS0	19.25	19.06
		6	2437		20.00	19.78
		11	2462		19.00	18.83
	802.11ax20-HE0	1	2412	MCS0	19.25	19.12
		6	2437		20.00	19.92
		11	2462		19.00	18.77
	802.11n40-HT0	3	2422	MCS0	17.75	17.49
		6	2437		18.25	18.16
		9	2452		17.50	17.31
	802.11ax40-HE0	3	2422	MCS0	17.75	17.67
		6	2437		18.25	17.97
		9	2452		17.50	17.32

Unless otherwise stated the results shown in this test report refer only to the sample(s) tested and such sample(s) are retained for 90 days only.

除非另有說明，此報告結果僅對測試之樣品負責，同時此樣品僅保留90天。本報告未經本公司書面許可，不可部份複製。

This document is issued by the Company subject to its General Conditions of Service printed overleaf, available on request or accessible at <http://www.sgs.com.tw/Terms-and-Conditions> and for electronic format documents, subject to Terms and Conditions for Electronic Documents at <http://www.sgs.com.tw/Terms-and-Conditions>. Attention is drawn to the limitation of liability, indemnification and jurisdiction issues defined therein. Any holder of this document is advised that information contained hereon reflects the Company's findings at the time of its intervention only and within the limits of Client's instructions, if any. The Company's sole responsibility is to its Client and this document does not exonerate parties to a transaction from exercising all their rights and obligations under the transaction documents. This document cannot be reproduced except in full, without prior written approval of the Company. Any unauthorized alteration, forgery or falsification of the content or appearance of this document is unlawful and offenders may be prosecuted to the fullest extent of the law.

SGS Taiwan Ltd.

No.134,Wu Kung Road, New Taipei Industrial Park, Wuku District, New Taipei City, Taiwan/新北市五股區新北產業園區五工路 134 號

台灣檢驗科技股份有限公司

t (886-2) 2299-3279

f (886-2) 2298-0488

[www.sgs.com.tw](http://www.sgs.com.tw)

Member of SGS Group



Aux						
Band	Mode	Channel	Frequency (MHz)	Data Rate	Max. Rated Avg. Power + Max. Tolerance (dBm)	Average power (dBm)
5.15-5.25 GHz	802.11a	36	5180	6Mbps	18.00	17.99
		40	5200		18.00	17.97
		44	5220		18.00	17.95
		48	5240		18.00	17.91
	802.11n20-HT0	36	5180	MCS0	18.00	17.91
		40	5200		18.00	17.75
		44	5220		18.00	17.76
		48	5240		18.00	17.73
	802.11ax20-HE0	36	5180	MCS0	18.00	17.83
		40	5200		18.00	17.87
		44	5220		18.00	17.76
		48	5240		18.00	17.83
	802.11n40-HT0	38	5190	MCS0	16.50	16.46
		46	5230		18.00	17.92
	802.11ax40-HE0	38	5190	MCS0	16.50	16.35
		46	5230		18.00	17.86
	802.11ac80-VHT0	42	5210	MCS0	17.25	17.05
	802.11ax80-HE0	42	5210	MCS0	17.25	17.16
	802.11ac160-VHT0	50	5250	MCS0	15.00	14.89
	802.11ax160-HE0	50	5250	MCS0	15.00	14.90

Unless otherwise stated the results shown in this test report refer only to the sample(s) tested and such sample(s) are retained for 90 days only.

除非另有說明，此報告結果僅對測試之樣品負責，同時此樣品僅保留90天。本報告未經本公司書面許可，不可部份複製。

This document is issued by the Company subject to its General Conditions of Service printed overleaf, available on request or accessible at <http://www.sgs.com.tw/Terms-and-Conditions> and for electronic format documents, subject to Terms and Conditions for Electronic Documents at <http://www.sgs.com.tw/Terms-and-Conditions>. Attention is drawn to the limitation of liability, indemnification and jurisdiction issues defined therein. Any holder of this document is advised that information contained hereon reflects the Company's findings at the time of its intervention only and within the limits of Client's instructions, if any. The Company's sole responsibility is to its Client and this document does not exonerate parties to a transaction from exercising all their rights and obligations under the transaction documents. This document cannot be reproduced except in full, without prior written approval of the Company. Any unauthorized alteration, forgery or falsification of the content or appearance of this document is unlawful and offenders may be prosecuted to the fullest extent of the law.

SGS Taiwan Ltd.

No.134,Wu Kung Road, New Taipei Industrial Park, Wuku District, New Taipei City, Taiwan/新北市五股區新北產業園區五工路 134 號

台灣檢驗科技股份有限公司

t (886-2) 2299-3279

f (886-2) 2298-0488

[www.sgs.com.tw](http://www.sgs.com.tw)

Member of SGS Group

Aux						
Band	Mode	Channel	Frequency (MHz)	Data Rate	Max. Rated Avg. Power + Max. Tolerance (dBm)	Average power (dBm)
5.25-5.35 GHz	802.11a	52	5260	6Mbps	18.00	17.99
		56	5280		18.00	17.98
		60	5300		18.00	17.94
		64	5320		18.00	17.97
	802.11n20-HT0	52	5260	MCS0	18.00	17.86
		56	5280		18.00	17.88
		60	5300		18.00	17.90
		64	5320		18.00	17.85
	802.11ax20-HE0	52	5260	MCS0	18.00	17.74
		56	5280		18.00	17.74
		60	5300		18.00	17.75
		64	5320		18.00	17.73
	802.11n40-HT0	54	5270	MCS0	18.00	17.90
		62	5310		17.00	16.95
	802.11ax40-HE0	54	5270	MCS0	18.00	17.81
		62	5310		17.00	16.90
	802.11ac80-VHT0	58	5290	MCS0	16.50	16.26
	802.11ax80-HE0	58	5290	MCS0	16.50	16.28

Unless otherwise stated the results shown in this test report refer only to the sample(s) tested and such sample(s) are retained for 90 days only.

除非另有說明，此報告結果僅對測試之樣品負責，同時此樣品僅保留90天。本報告未經本公司書面許可，不可部份複製。

This document is issued by the Company subject to its General Conditions of Service printed overleaf, available on request or accessible at <http://www.sgs.com.tw/Terms-and-Conditions> and for electronic format documents, subject to Terms and Conditions for Electronic Documents at <http://www.sgs.com.tw/Terms-and-Conditions>. Attention is drawn to the limitation of liability, indemnification and jurisdiction issues defined therein. Any holder of this document is advised that information contained hereon reflects the Company's findings at the time of its intervention only and within the limits of Client's instructions, if any. The Company's sole responsibility is to its Client and this document does not exonerate parties to a transaction from exercising all their rights and obligations under the transaction documents. This document cannot be reproduced except in full, without prior written approval of the Company. Any unauthorized alteration, forgery or falsification of the content or appearance of this document is unlawful and offenders may be prosecuted to the fullest extent of the law.

Aux						
Band	Mode	Channel	Frequency (MHz)	Data Rate	Max. Rated Avg. Power + Max. Tolerance (dBm)	Average power (dBm)
5.6GHz	802.11a	100	5500	6Mbps	16.50	16.36
		120	5600		16.50	16.32
		140	5700		16.50	16.28
		144	5720		16.50	16.36
	802.11n20-HT0	100	5500	MCS0	16.50	16.23
		120	5600		16.50	16.30
		140	5700		16.50	16.37
		144	5720		16.50	16.22
	802.11ax20-HE0	100	5500	MCS0	16.50	16.25
		120	5600		16.50	16.22
		140	5700		16.50	16.35
		144	5720		16.50	16.37
	802.11n40-HT0	102	5510	MCS0	16.50	16.35
		118	5590		16.50	16.26
		134	5670		16.50	16.23
		142	5710		16.50	16.30
	802.11ax40-HE0	102	5510	MCS0	16.50	16.33
		118	5590		16.50	16.27
		134	5670		16.50	16.30
		142	5710		16.50	16.33
	802.11ac80-VHT0	106	5530	MCS0	16.50	16.49
		122	5610		16.50	16.29
		138	5690		16.50	16.44
	802.11ax80-HE0	106	5530	MCS0	16.50	16.27
		122	5610		16.50	16.28
		138	5690		16.50	16.31
	802.11ac160-VHT0	114	5570	MCS0	16.50	16.49
	802.11ax160-HE0	114	5570	MCS0	16.50	16.30

Unless otherwise stated the results shown in this test report refer only to the sample(s) tested and such sample(s) are retained for 90 days only.

除非另有說明，此報告結果僅對測試之樣品負責，同時此樣品僅保留90天。本報告未經本公司書面許可，不可部份複製。

This document is issued by the Company subject to its General Conditions of Service printed overleaf, available on request or accessible at <http://www.sgs.com.tw/Terms-and-Conditions> and for electronic format documents, subject to Terms and Conditions for Electronic Documents at <http://www.sgs.com.tw/Terms-and-Conditions>. Attention is drawn to the limitation of liability, indemnification and jurisdiction issues defined therein. Any holder of this document is advised that information contained hereon reflects the Company's findings at the time of its intervention only and within the limits of Client's instructions, if any. The Company's sole responsibility is to its Client and this document does not exonerate parties to a transaction from exercising all their rights and obligations under the transaction documents. This document cannot be reproduced except in full, without prior written approval of the Company. Any unauthorized alteration, forgery or falsification of the content or appearance of this document is unlawful and offenders may be prosecuted to the fullest extent of the law.

SGS Taiwan Ltd.

No.134,Wu Kung Road, New Taipei Industrial Park, Wuku District, New Taipei City, Taiwan/新北市五股區新北產業園區五工路 134 號

台灣檢驗科技股份有限公司

t (886-2) 2299-3279

f (886-2) 2298-0488

[www.sgs.com.tw](http://www.sgs.com.tw)

Member of SGS Group

Aux						
Mode	Mode	Channel	Frequency (MHz)	Data Rate	Max. Rated Avg. Power + Max. Tolerance (dBm)	Average power (dBm)
5.8GHz	802.11a	149	5745	6Mbps	16.50	16.34
		157	5785		16.50	16.28
		165	5825		16.50	16.37
	802.11n20-HT0	149	5745	MCS0	16.50	16.29
		157	5785		16.50	16.25
		165	5825		16.50	16.31
	802.11ac20-VHT0	149	5745	MCS0	16.50	16.31
		157	5785		16.50	16.39
		165	5825		16.50	16.23
	802.11ax20-HE0	149	5745	MCS0	16.50	16.41
		157	5785		16.50	16.37
		165	5825		16.50	16.39
	802.11n40-HT0	151	5755	MCS0	16.50	16.40
		159	5795		16.50	16.48
	802.11ac40-VHT0	151	5755	MCS0	16.50	16.33
		159	5795		16.50	16.26
	802.11ax40-HE0	151	5755	MCS0	16.50	16.24
		159	5795		16.50	16.34
	802.11ac80-VHT0	155	5775	MCS0	16.50	16.47
	802.11ax80-HE0	155	5775	MCS0	16.50	16.35

Unless otherwise stated the results shown in this test report refer only to the sample(s) tested and such sample(s) are retained for 90 days only.

除非另有說明，此報告結果僅對測試之樣品負責，同時此樣品僅保留90天。本報告未經本公司書面許可，不可部份複製。

This document is issued by the Company subject to its General Conditions of Service printed overleaf, available on request or accessible at <http://www.sgs.com.tw/Terms-and-Conditions> and for electronic format documents, subject to Terms and Conditions for Electronic Documents at <http://www.sgs.com.tw/Terms-and-Conditions>. Attention is drawn to the limitation of liability, indemnification and jurisdiction issues defined therein. Any holder of this document is advised that information contained hereon reflects the Company's findings at the time of its intervention only and within the limits of Client's instructions, if any. The Company's sole responsibility is to its Client and this document does not exonerate parties to a transaction from exercising all their rights and obligations under the transaction documents. This document cannot be reproduced except in full, without prior written approval of the Company. Any unauthorized alteration, forgery or falsification of the content or appearance of this document is unlawful and offenders may be prosecuted to the fullest extent of the law.

SGS Taiwan Ltd.

No.134,Wu Kung Road, New Taipei Industrial Park, Wuku District, New Taipei City, Taiwan/新北市五股區新北產業園區五工路 134 號

台灣檢驗科技股份有限公司

t (886-2) 2299-3279

f (886-2) 2298-0488

[www.sgs.com.tw](http://www.sgs.com.tw)

Member of SGS Group

Aux						
Mode	Mode	Channel	Frequency (MHz)	Data Rate	Max. Rated Avg. Power + Max. Tolerance (dBm)	Average power (dBm)
5.9GHz	802.11a	169	5845	6Mbps	16.50	16.23
		173	5865		16.50	16.28
		177	5885		16.50	16.35
	802.11n20-HT0	169	5845	MCS0	16.50	16.28
		173	5865		16.50	16.29
		177	5885		16.50	16.26
	802.11ac20-VHT0	169	5845	MCS0	16.50	16.37
		173	5865		16.50	16.37
		177	5885		16.50	16.38
	802.11ax20-HE0	169	5845	MCS0	16.50	16.37
		173	5865		16.50	16.23
		177	5885		16.50	16.29
	802.11n40-HT0	167	5835	MCS0	16.50	16.37
		175	5875		16.50	16.41
	802.11ac40-VHT0	167	5835	MCS0	16.50	16.38
		175	5875		16.50	16.29
	802.11ax40-HE0	167	5835	MCS0	16.50	16.22
		175	5875		16.50	16.34
	802.11ac80-VHT0	171	5855	MCS0	16.50	16.46
	802.11ax80-HE0	171	5855	MCS0	16.50	16.25
	802.11ac160-VHT0	163	5815	MCS0	16.50	16.35
	802.11ax160-HE0	163	5815	MCS0	16.50	16.27

Unless otherwise stated the results shown in this test report refer only to the sample(s) tested and such sample(s) are retained for 90 days only.

除非另有說明，此報告結果僅對測試之樣品負責，同時此樣品僅保留90天。本報告未經本公司書面許可，不可部份複製。

This document is issued by the Company subject to its General Conditions of Service printed overleaf, available on request or accessible at <http://www.sgs.com.tw/Terms-and-Conditions> and for electronic format documents, subject to Terms and Conditions for Electronic Documents at <http://www.sgs.com.tw/Terms-and-Conditions>. Attention is drawn to the limitation of liability, indemnification and jurisdiction issues defined therein. Any holder of this document is advised that information contained hereon reflects the Company's findings at the time of its intervention only and within the limits of Client's instructions, if any. The Company's sole responsibility is to its Client and this document does not exonerate parties to a transaction from exercising all their rights and obligations under the transaction documents. This document cannot be reproduced except in full, without prior written approval of the Company. Any unauthorized alteration, forgery or falsification of the content or appearance of this document is unlawful and offenders may be prosecuted to the fullest extent of the law.

SGS Taiwan Ltd.

No.134,Wu Kung Road, New Taipei Industrial Park, Wuku District, New Taipei City, Taiwan/新北市五股區新北產業園區五工路 134 號

台灣檢驗科技股份有限公司

t (886-2) 2299-3279

f (886-2) 2298-0488

[www.sgs.com.tw](http://www.sgs.com.tw)

Member of SGS Group

Main						
Band	Mode	Channel	Frequency (MHz)	Data Rate	Max. Rated Avg. Power + Max. Tolerance (dBm)	Average power (dBm)
U-NII-5 6.2GHz	802.11a	1	5955	6Mbps	7.00	6.79
		45	6175		7.00	6.82
		93	6415		7.00	6.84
	802.11n20-HT0	1	5955	MCS0	7.00	6.83
		45	6175		7.00	6.81
		93	6415		7.00	6.74
	802.11ax20-HE0	1	5955	MCS0	7.00	6.85
		45	6175		7.00	6.74
		93	6415		7.00	6.85
	802.11n40-HT0	3	5965	MCS0	10.00	9.73
		43	6165		10.00	9.82
		91	6405		10.00	9.81
	802.11ax40-HE0	3	5965	MCS0	10.00	9.74
		43	6165		10.00	9.81
		91	6405		10.00	9.81
	802.11ac80-VHT0	7	5985	MCS0	13.00	12.71
		39	6145		13.00	12.88
		87	6385		13.00	12.86
	802.11ax80-HE0	7	5985	MCS0	13.00	12.81
		39	6145		13.00	12.79
		87	6385		13.00	12.89
	802.11ac160-VHT0	15	6025	MCS0	13.00	12.85
		47	6185		13.00	12.85
		79	6345		13.00	12.74
	802.11ax160-HE0	15	6025	MCS0	13.00	12.99
		47	6185		13.00	12.88
		79	6345		13.00	12.89

Unless otherwise stated the results shown in this test report refer only to the sample(s) tested and such sample(s) are retained for 90 days only.

除非另有說明，此報告結果僅對測試之樣品負責，同時此樣品僅保留90天。本報告未經本公司書面許可，不可部份複製。

This document is issued by the Company subject to its General Conditions of Service printed overleaf, available on request or accessible at <http://www.sgs.com.tw/Terms-and-Conditions> and for electronic format documents, subject to Terms and Conditions for Electronic Documents at <http://www.sgs.com.tw/Terms-and-Conditions>. Attention is drawn to the limitation of liability, indemnification and jurisdiction issues defined therein. Any holder of this document is advised that information contained hereon reflects the Company's findings at the time of its intervention only and within the limits of Client's instructions, if any. The Company's sole responsibility is to its Client and this document does not exonerate parties to a transaction from exercising all their rights and obligations under the transaction documents. This document cannot be reproduced except in full, without prior written approval of the Company. Any unauthorized alteration, forgery or falsification of the content or appearance of this document is unlawful and offenders may be prosecuted to the fullest extent of the law.

SGS Taiwan Ltd.

No.134,Wu Kung Road, New Taipei Industrial Park, Wuku District, New Taipei City, Taiwan/新北市五股區新北產業園區五工路 134 號

台灣檢驗科技股份有限公司

t (886-2) 2299-3279

f (886-2) 2298-0488

[www.sgs.com.tw](http://www.sgs.com.tw)

Member of SGS Group

Main						
Band	Mode	Channel	Frequency (MHz)	Data Rate	Max. Rated Avg. Power + Max. Tolerance (dBm)	Average power (dBm)
U-NII-6 6.5GHz	802.11a	97	6435	6Mbps	7.00	6.85
		105	6475		7.00	6.88
		113	6515		7.00	6.74
	802.11n20-HT0	97	6435	MCS0	7.00	6.81
		105	6475		7.00	6.84
		113	6515		7.00	6.71
	802.11ax20-HE0	97	6435	MCS0	7.00	6.85
		105	6475		7.00	6.79
		113	6515		7.00	6.88
	802.11n40-HT0	99	6445	MCS0	10.00	9.76
		107	6485		10.00	9.83
	802.11ax40-HE0	99	6445	MCS0	10.00	9.84
		107	6485		10.00	9.70
	802.11ac80-VHT0	103	6465	MCS0	13.00	12.77
		119	6545		13.00	12.75
	802.11ax80-HE0	103	6465	MCS0	13.00	12.87
		119	6545		13.00	12.82
	802.11ac160-VHT0	111	6505	MCS0	13.00	12.70
	802.11ax160-HE0	111	6505	MCS0	13.00	12.97

Unless otherwise stated the results shown in this test report refer only to the sample(s) tested and such sample(s) are retained for 90 days only.

除非另有說明，此報告結果僅對測試之樣品負責，同時此樣品僅保留90天。本報告未經本公司書面許可，不可部份複製。

This document is issued by the Company subject to its General Conditions of Service printed overleaf, available on request or accessible at <http://www.sgs.com.tw/Terms-and-Conditions> and for electronic format documents, subject to Terms and Conditions for Electronic Documents at <http://www.sgs.com.tw/Terms-and-Conditions>. Attention is drawn to the limitation of liability, indemnification and jurisdiction issues defined therein. Any holder of this document is advised that information contained hereon reflects the Company's findings at the time of its intervention only and within the limits of Client's instructions, if any. The Company's sole responsibility is to its Client and this document does not exonerate parties to a transaction from exercising all their rights and obligations under the transaction documents. This document cannot be reproduced except in full, without prior written approval of the Company. Any unauthorized alteration, forgery or falsification of the content or appearance of this document is unlawful and offenders may be prosecuted to the fullest extent of the law.

SGS Taiwan Ltd.

No.134,Wu Kung Road, New Taipei Industrial Park, Wuku District, New Taipei City, Taiwan/新北市五股區新北產業園區五工路 134 號

台灣檢驗科技股份有限公司

t (886-2) 2299-3279

f (886-2) 2298-0488

[www.sgs.com.tw](http://www.sgs.com.tw)

Member of SGS Group

Main						
Band	Mode	Channel	Frequency (MHz)	Data Rate	Max. Rated Avg. Power + Max. Tolerance (dBm)	Average power (dBm)
U-NII-7 6.7GHz	802.11a	117	6535	6Mbps	7.00	6.87
		149	6695		7.00	6.90
		181	6855		7.00	6.71
	802.11n20-HT0	117	6535	MCS0	7.00	6.81
		149	6695		7.00	6.71
		181	6855		7.00	6.77
	802.11ax20-HE0	117	6535	MCS0	7.00	6.85
		149	6695		7.00	6.77
		181	6855		7.00	6.75
	802.11n40-HT0	115	6525	MCS0	10.00	9.89
		147	6685		10.00	9.84
		179	6845		10.00	9.79
	802.11ax40-HE0	115	6525	MCS0	10.00	9.73
		147	6685		10.00	9.82
		179	6845		10.00	9.72
	802.11ac80-VHT0	135	6625	MCS0	13.00	12.88
		151	6705		13.00	12.80
		167	6785		13.00	12.86
	802.11ax80-HE0	135	6625	MCS0	13.00	12.89
		151	6705		13.00	12.80
		167	6785		13.00	12.75
	802.11ac160-VHT0	143	6665	MCS0	13.00	12.83
		175	6825		13.00	12.85
	802.11ax160-HE0	143	6665	MCS0	13.00	12.96
		175	6825		13.00	12.95

Unless otherwise stated the results shown in this test report refer only to the sample(s) tested and such sample(s) are retained for 90 days only.

除非另有說明，此報告結果僅對測試之樣品負責，同時此樣品僅保留90天。本報告未經本公司書面許可，不可部份複製。

This document is issued by the Company subject to its General Conditions of Service printed overleaf, available on request or accessible at <http://www.sgs.com.tw/Terms-and-Conditions> and for electronic format documents, subject to Terms and Conditions for Electronic Documents at <http://www.sgs.com.tw/Terms-and-Conditions>. Attention is drawn to the limitation of liability, indemnification and jurisdiction issues defined therein. Any holder of this document is advised that information contained hereon reflects the Company's findings at the time of its intervention only and within the limits of Client's instructions, if any. The Company's sole responsibility is to its Client and this document does not exonerate parties to a transaction from exercising all their rights and obligations under the transaction documents. This document cannot be reproduced except in full, without prior written approval of the Company. Any unauthorized alteration, forgery or falsification of the content or appearance of this document is unlawful and offenders may be prosecuted to the fullest extent of the law.

SGS Taiwan Ltd.

No.134,Wu Kung Road, New Taipei Industrial Park, Wuku District, New Taipei City, Taiwan/新北市五股區新北產業園區五工路 134 號

台灣檢驗科技股份有限公司

t (886-2) 2299-3279

f (886-2) 2298-0488

[www.sgs.com.tw](http://www.sgs.com.tw)

Member of SGS Group



Main						
Mode	Mode	Channel	Frequency (MHz)	Data Rate	Max. Rated Avg. Power + Max. Tolerance (dBm)	Average power (dBm)
U-NII-8 7.0GHz	802.11a	185	6875	6Mbps	7.00	6.79
		209	6995		7.00	6.82
		233	7115		7.00	6.90
	802.11n20-HT0	185	6875	MCS0	7.00	6.85
		209	6995		7.00	6.76
		233	7115		7.00	6.71
	802.11ax20-HE0	185	6875	MCS0	7.00	6.83
		209	6995		7.00	6.84
		233	7115		7.00	6.76
	802.11n40-HT0	187	6885	MCS0	10.00	9.89
		227	7085		10.00	9.87
	802.11ax40-HE0	187	6885	MCS0	10.00	9.74
		227	7085		10.00	9.71
	802.11ac80-VHT0	183	6865	MCS0	13.00	12.72
		199	6945		13.00	12.83
		215	7025		13.00	12.83
	802.11ax80-HE0	183	6865	MCS0	13.00	12.86
		199	6945		13.00	12.70
		215	7025		13.00	12.72
	802.11ac160-VHT0	207	6985	MCS0	13.00	12.84
	802.11ax160-HE0	207	6985	MCS0	13.00	12.99

Unless otherwise stated the results shown in this test report refer only to the sample(s) tested and such sample(s) are retained for 90 days only.

除非另有說明，此報告結果僅對測試之樣品負責，同時此樣品僅保留90天。本報告未經本公司書面許可，不可部份複製。

This document is issued by the Company subject to its General Conditions of Service printed overleaf, available on request or accessible at <http://www.sgs.com.tw/Terms-and-Conditions> and for electronic format documents, subject to Terms and Conditions for Electronic Documents at <http://www.sgs.com.tw/Terms-and-Conditions>. Attention is drawn to the limitation of liability, indemnification and jurisdiction issues defined therein. Any holder of this document is advised that information contained hereon reflects the Company's findings at the time of its intervention only and within the limits of Client's instructions, if any. The Company's sole responsibility is to its Client and this document does not exonerate parties to a transaction from exercising all their rights and obligations under the transaction documents. This document cannot be reproduced except in full, without prior written approval of the Company. Any unauthorized alteration, forgery or falsification of the content or appearance of this document is unlawful and offenders may be prosecuted to the fullest extent of the law.

SGS Taiwan Ltd.

No.134,Wu Kung Road, New Taipei Industrial Park, Wuku District, New Taipei City, Taiwan/新北市五股區新北產業園區五工路 134 號

台灣檢驗科技股份有限公司

t (886-2) 2299-3279

f (886-2) 2298-0488

[www.sgs.com.tw](http://www.sgs.com.tw)

Member of SGS Group

Aux						
Band	Mode	Channel	Frequency (MHz)	Data Rate	Max. Rated Avg. Power + Max. Tolerance (dBm)	Average power (dBm)
U-NII-5 6.2GHz	802.11a	1	5955	6Mbps	7.00	6.84
		45	6175		7.00	6.70
		93	6415		7.00	6.80
	802.11n20-HT0	1	5955	MCS0	7.00	6.73
		45	6175		7.00	6.82
		93	6415		7.00	6.72
	802.11ax20-HE0	1	5955	MCS0	7.00	6.81
		45	6175		7.00	6.87
		93	6415		7.00	6.83
	802.11n40-HT0	3	5965	MCS0	10.00	9.72
		43	6165		10.00	9.74
		91	6405		10.00	9.80
	802.11ax40-HE0	3	5965	MCS0	10.00	9.80
		43	6165		10.00	9.80
		91	6405		10.00	9.69
	802.11ac80-VHT0	7	5985	MCS0	13.00	12.74
		39	6145		13.00	12.68
		87	6385		13.00	12.68
	802.11ax80-HE0	7	5985	MCS0	13.00	12.88
		39	6145		13.00	12.71
		87	6385		13.00	12.69
	802.11ac160-VHT0	15	6025	MCS0	13.00	12.69
		47	6185		13.00	12.71
		79	6345		13.00	12.71
	802.11ax160-HE0	15	6025	MCS0	13.00	12.98
		47	6185		13.00	12.95
		79	6345		13.00	12.96

Unless otherwise stated the results shown in this test report refer only to the sample(s) tested and such sample(s) are retained for 90 days only.

除非另有說明，此報告結果僅對測試之樣品負責，同時此樣品僅保留90天。本報告未經本公司書面許可，不可部份複製。

This document is issued by the Company subject to its General Conditions of Service printed overleaf, available on request or accessible at <http://www.sgs.com.tw/Terms-and-Conditions> and for electronic format documents, subject to Terms and Conditions for Electronic Documents at <http://www.sgs.com.tw/Terms-and-Conditions>. Attention is drawn to the limitation of liability, indemnification and jurisdiction issues defined therein. Any holder of this document is advised that information contained hereon reflects the Company's findings at the time of its intervention only and within the limits of Client's instructions, if any. The Company's sole responsibility is to its Client and this document does not exonerate parties to a transaction from exercising all their rights and obligations under the transaction documents. This document cannot be reproduced except in full, without prior written approval of the Company. Any unauthorized alteration, forgery or falsification of the content or appearance of this document is unlawful and offenders may be prosecuted to the fullest extent of the law.

SGS Taiwan Ltd.

No.134,Wu Kung Road, New Taipei Industrial Park, Wuku District, New Taipei City, Taiwan/新北市五股區新北產業園區五工路 134 號

台灣檢驗科技股份有限公司

t (886-2) 2299-3279

f (886-2) 2298-0488

[www.sgs.com.tw](http://www.sgs.com.tw)

Member of SGS Group

Aux						
Band	Mode	Channel	Frequency (MHz)	Data Rate	Max. Rated Avg. Power + Max. Tolerance (dBm)	Average power (dBm)
U-NII-6 6.5GHz	802.11a	97	6435	6Mbps	7.00	6.71
		105	6475		7.00	6.81
		113	6515		7.00	6.73
	802.11n20-HT0	97	6435	MCS0	7.00	6.86
		105	6475		7.00	6.74
		113	6515		7.00	6.80
	802.11ax20-HE0	97	6435	MCS0	7.00	6.69
		105	6475		7.00	6.80
		113	6515		7.00	6.83
	802.11n40-HT0	99	6445	MCS0	10.00	9.72
		107	6485		10.00	9.75
	802.11ax40-HE0	99	6445	MCS0	10.00	9.75
		107	6485		10.00	9.80
	802.11ac80-VHT0	103	6465	MCS0	13.00	12.76
		119	6545		13.00	12.87
	802.11ax80-HE0	103	6465	MCS0	13.00	12.79
		119	6545		13.00	12.86
	802.11ac160-VHT0	111	6505	MCS0	13.00	12.87
	802.11ax160-HE0	111	6505	MCS0	13.00	12.99

Unless otherwise stated the results shown in this test report refer only to the sample(s) tested and such sample(s) are retained for 90 days only.

除非另有說明，此報告結果僅對測試之樣品負責，同時此樣品僅保留90天。本報告未經本公司書面許可，不可部份複製。

This document is issued by the Company subject to its General Conditions of Service printed overleaf, available on request or accessible at <http://www.sgs.com.tw/Terms-and-Conditions> and for electronic format documents, subject to Terms and Conditions for Electronic Documents at <http://www.sgs.com.tw/Terms-and-Conditions>. Attention is drawn to the limitation of liability, indemnification and jurisdiction issues defined therein. Any holder of this document is advised that information contained hereon reflects the Company's findings at the time of its intervention only and within the limits of Client's instructions, if any. The Company's sole responsibility is to its Client and this document does not exonerate parties to a transaction from exercising all their rights and obligations under the transaction documents. This document cannot be reproduced except in full, without prior written approval of the Company. Any unauthorized alteration, forgery or falsification of the content or appearance of this document is unlawful and offenders may be prosecuted to the fullest extent of the law.

SGS Taiwan Ltd.

No.134,Wu Kung Road, New Taipei Industrial Park, Wuku District, New Taipei City, Taiwan/新北市五股區新北產業園區五工路 134 號

台灣檢驗科技股份有限公司

t (886-2) 2299-3279

f (886-2) 2298-0488

www.sgs.com.tw

Member of SGS Group

Aux						
Band	Mode	Channel	Frequency (MHz)	Data Rate	Max. Rated Avg. Power + Max. Tolerance (dBm)	Average power (dBm)
U-NII-7 6.7GHz	802.11a	117	6535	6Mbps	7.00	6.71
		149	6695		7.00	6.72
		181	6855		7.00	6.71
	802.11n20-HT0	117	6535	MCS0	7.00	6.88
		149	6695		7.00	6.83
		181	6855		7.00	6.86
	802.11ax20-HE0	117	6535	MCS0	7.00	6.86
		149	6695		7.00	6.86
		181	6855		7.00	6.82
	802.11n40-HT0	115	6525	MCS0	10.00	9.74
		147	6685		10.00	9.71
		179	6845		10.00	9.78
	802.11ax40-HE0	115	6525	MCS0	10.00	9.82
		147	6685		10.00	9.71
		179	6845		10.00	9.75
	802.11ac80-VHT0	135	6625	MCS0	13.00	12.74
		151	6705		13.00	12.80
		167	6785		13.00	12.78
	802.11ax80-HE0	135	6625	MCS0	13.00	12.72
		151	6705		13.00	12.82
		167	6785		13.00	12.72
	802.11ac160-VHT0	143	6665	MCS0	13.00	12.70
		175	6825		13.00	12.82
	802.11ax160-HE0	143	6665	MCS0	13.00	12.98
		175	6825		13.00	12.94

Unless otherwise stated the results shown in this test report refer only to the sample(s) tested and such sample(s) are retained for 90 days only.

除非另有說明，此報告結果僅對測試之樣品負責，同時此樣品僅保留90天。本報告未經本公司書面許可，不可部份複製。

This document is issued by the Company subject to its General Conditions of Service printed overleaf, available on request or accessible at <http://www.sgs.com.tw/Terms-and-Conditions> and for electronic format documents, subject to Terms and Conditions for Electronic Documents at <http://www.sgs.com.tw/Terms-and-Conditions>. Attention is drawn to the limitation of liability, indemnification and jurisdiction issues defined therein. Any holder of this document is advised that information contained hereon reflects the Company's findings at the time of its intervention only and within the limits of Client's instructions, if any. The Company's sole responsibility is to its Client and this document does not exonerate parties to a transaction from exercising all their rights and obligations under the transaction documents. This document cannot be reproduced except in full, without prior written approval of the Company. Any unauthorized alteration, forgery or falsification of the content or appearance of this document is unlawful and offenders may be prosecuted to the fullest extent of the law.

SGS Taiwan Ltd.

No.134,Wu Kung Road, New Taipei Industrial Park, Wuku District, New Taipei City, Taiwan/新北市五股區新北產業園區五工路 134 號

台灣檢驗科技股份有限公司

t (886-2) 2299-3279

f (886-2) 2298-0488

[www.sgs.com.tw](http://www.sgs.com.tw)

Member of SGS Group

Aux						
Mode	Mode	Channel	Frequency (MHz)	Data Rate	Max. Rated Avg. Power + Max. Tolerance (dBm)	Average power (dBm)
U-NII-8 7.0GHz	802.11a	185	6875	6Mbps	7.00	6.80
		209	6995		7.00	6.81
		233	7115		7.00	6.80
	802.11n20-HT0	185	6875	MCS0	7.00	6.85
		209	6995		7.00	6.82
		233	7115		7.00	6.85
	802.11ax20-HE0	185	6875	MCS0	7.00	6.69
		209	6995		7.00	6.79
		233	7115		7.00	6.72
	802.11n40-HT0	187	6885	MCS0	10.00	9.87
		227	7085		10.00	9.78
	802.11ax40-HE0	187	6885	MCS0	10.00	9.71
		227	7085		10.00	9.78
	802.11ac80-VHT0	183	6865	MCS0	13.00	12.77
		199	6945		13.00	12.75
		215	7025		13.00	12.70
	802.11ax80-HE0	183	6865	MCS0	13.00	12.81
		199	6945		13.00	12.86
		215	7025		13.00	12.83
	802.11ac160-VHT0	207	6985	MCS0	13.00	12.76
	802.11ax160-HE0	207	6985	MCS0	13.00	12.99

Unless otherwise stated the results shown in this test report refer only to the sample(s) tested and such sample(s) are retained for 90 days only.

除非另有說明，此報告結果僅對測試之樣品負責，同時此樣品僅保留90天。本報告未經本公司書面許可，不可部份複製。

This document is issued by the Company subject to its General Conditions of Service printed overleaf, available on request or accessible at <http://www.sgs.com.tw/Terms-and-Conditions> and for electronic format documents, subject to Terms and Conditions for Electronic Documents at <http://www.sgs.com.tw/Terms-and-Conditions>. Attention is drawn to the limitation of liability, indemnification and jurisdiction issues defined therein. Any holder of this document is advised that information contained hereon reflects the Company's findings at the time of its intervention only and within the limits of Client's instructions, if any. The Company's sole responsibility is to its Client and this document does not exonerate parties to a transaction from exercising all their rights and obligations under the transaction documents. This document cannot be reproduced except in full, without prior written approval of the Company. Any unauthorized alteration, forgery or falsification of the content or appearance of this document is unlawful and offenders may be prosecuted to the fullest extent of the law.

SGS Taiwan Ltd.

No.134,Wu Kung Road, New Taipei Industrial Park, Wuku District, New Taipei City, Taiwan/新北市五股區新北產業園區五工路 134 號

台灣檢驗科技股份有限公司

t (886-2) 2299-3279

f (886-2) 2298-0488

[www.sgs.com.tw](http://www.sgs.com.tw)

Member of SGS Group

### 6.3 Bluetooth

Mode	Channel	Frequency (MHz)	1Mbps		2Mbps		3Mbps	
			Max. Rated Avg. Power + Max. Tolerance (dBm)	Average power (dBm)	Max. Rated Avg. Power + Max. Tolerance (dBm)	Average power (dBm)	Max. Rated Avg. Power + Max. Tolerance (dBm)	Average power (dBm)
BR/EDR	CH 00	2402	11.50	9.50	11.00	9.01	11.00	9.00
	CH 39	2441		9.80		9.40		9.49
	CH 78	2480		10.17		9.59		9.70

### 6.4 BLE

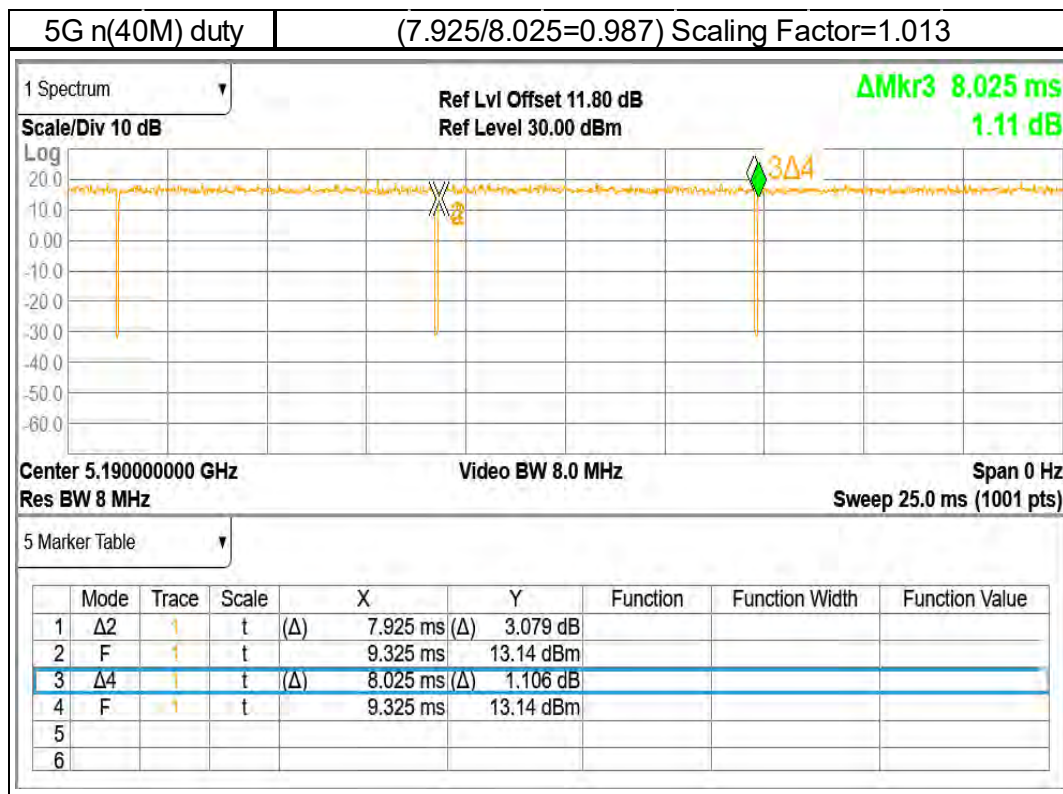
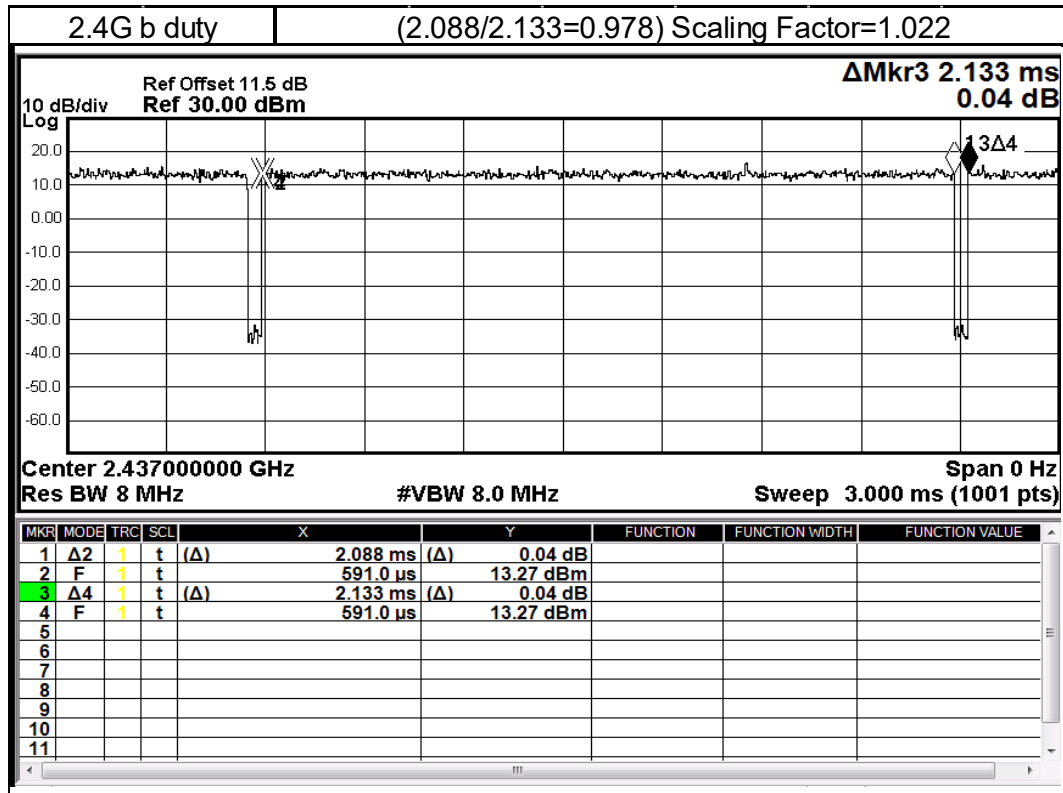
#### BLE

Mode	Channel	Frequency (MHz)	GFSK	
			Max. Rated Avg. Power + Max. Tolerance (dBm)	Average Output Power (dBm)
BLE_1M	CH 00	2402	10	9.13
	CH 19	2440		9.48
	CH 39	2480		9.81
Mode	Channel	Frequency (MHz)	GFSK	
			Max. Rated Avg. Power + Max. Tolerance (dBm)	Average Output Power (dBm)
BLE_2M	CH 00	2402	10	8.00
	CH 19	2440		8.38
	CH 39	2480		8.67

Unless otherwise stated the results shown in this test report refer only to the sample(s) tested and such sample(s) are retained for 90 days only.  
除非另有說明，此報告結果僅對測試之樣品負責，同時此樣品僅保留90天。本報告未經本公司書面許可，不可部份複製。

This document is issued by the Company subject to its General Conditions of Service printed overleaf, available on request or accessible at <http://www.sgs.com.tw/Terms-and-Conditions> and for electronic format documents, subject to Terms and Conditions for Electronic Documents at <http://www.sgs.com.tw/Terms-and-Conditions>. Attention is drawn to the limitation of liability, indemnification and jurisdiction issues defined therein. Any holder of this document is advised that information contained hereon reflects the Company's findings at the time of its intervention only and within the limits of Client's instructions, if any. The Company's sole responsibility is to its Client and this document does not exonerate parties to a transaction from exercising all their rights and obligations under the transaction documents. This document cannot be reproduced except in full, without prior written approval of the Company. Any unauthorized alteration, forgery or falsification of the content or appearance of this document is unlawful and offenders may be prosecuted to the fullest extent of the law.

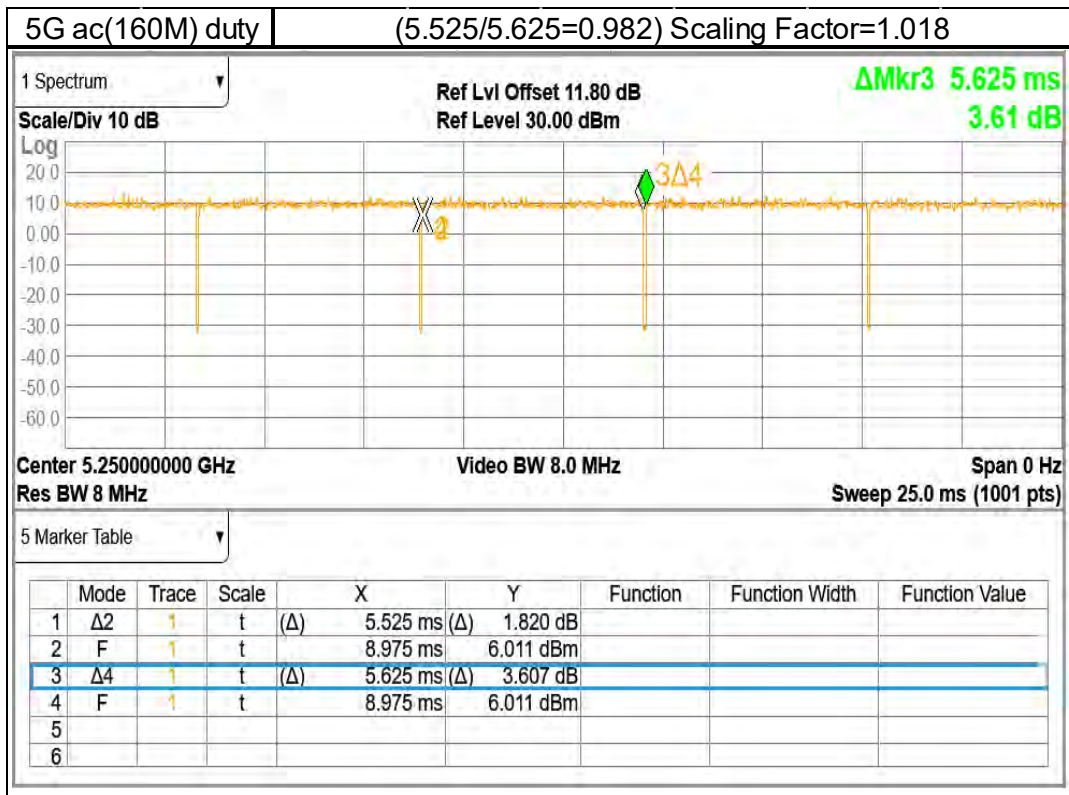
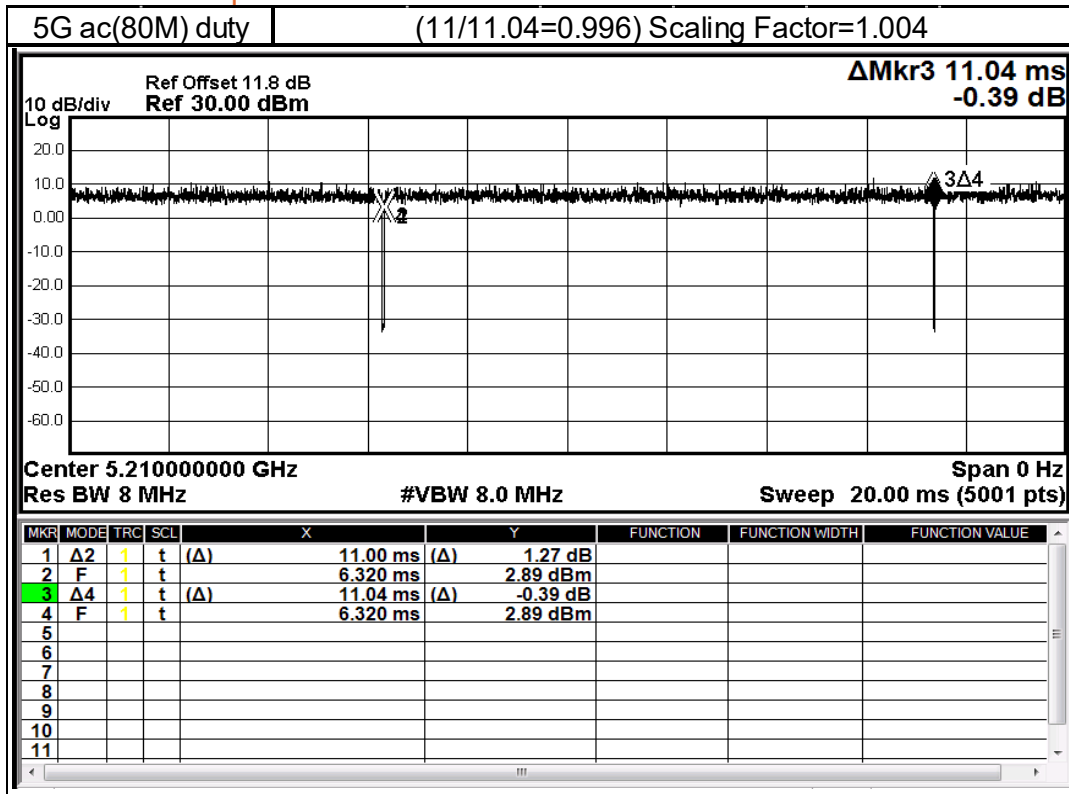
## 7 DUTY CYCLE



Unless otherwise stated the results shown in this test report refer only to the sample(s) tested and such sample(s) are retained for 90 days only.  
除非另有說明，此報告結果僅對測試之樣品負責，同時此樣品僅保留90天。本報告未經本公司書面許可，不可部份複製。

This document is issued by the Company subject to its General Conditions of Service printed overleaf, available on request or accessible at <http://www.sgs.com.tw/Terms-and-Conditions> and for electronic format documents, subject to Terms and Conditions for Electronic Documents at <http://www.sgs.com.tw/Terms-and-Conditions>. Attention is drawn to the limitation of liability, indemnification and jurisdiction issues defined therein. Any holder of this document is advised that information contained hereon reflects the Company's findings at the time of its intervention only and within the limits of Client's instructions, if any. The Company's sole responsibility is to its Client and this document does not exonerate parties to a transaction from exercising all their rights and obligations under the transaction documents. This document cannot be reproduced except in full, without prior written approval of the Company. Any unauthorized alteration, forgery or falsification of the content or appearance of this document is unlawful and offenders may be prosecuted to the fullest extent of the law.

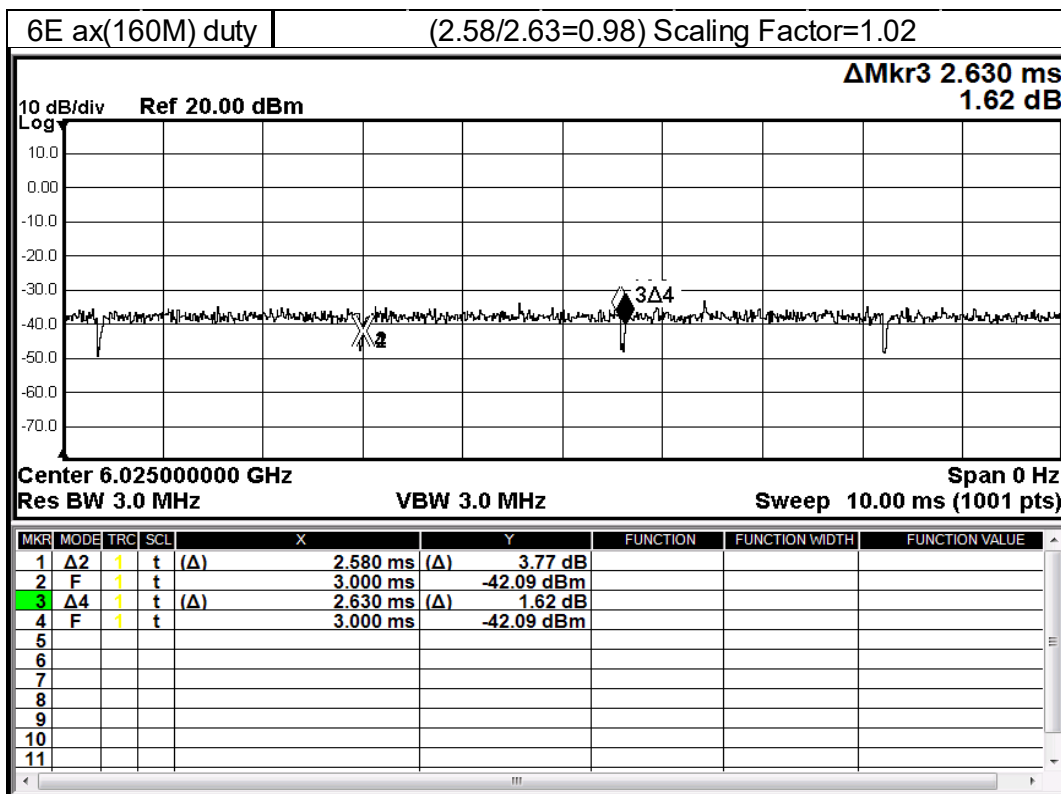
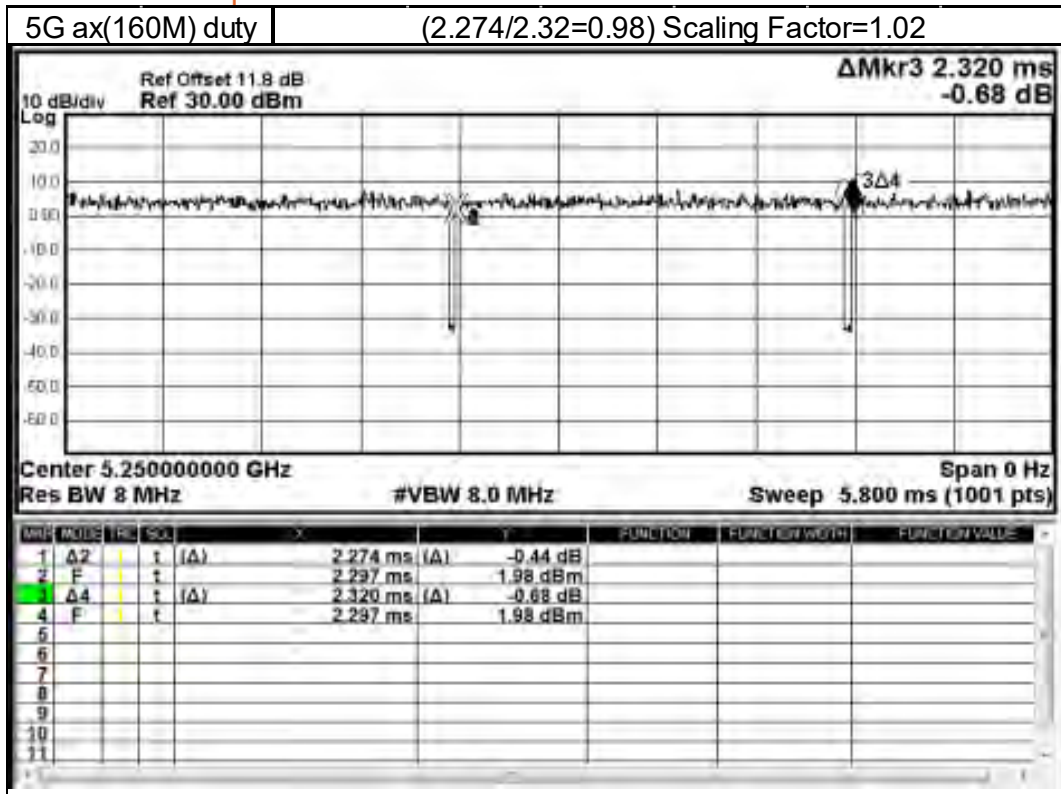




Unless otherwise stated the results shown in this test report refer only to the sample(s) tested and such sample(s) are retained for 90 days only.

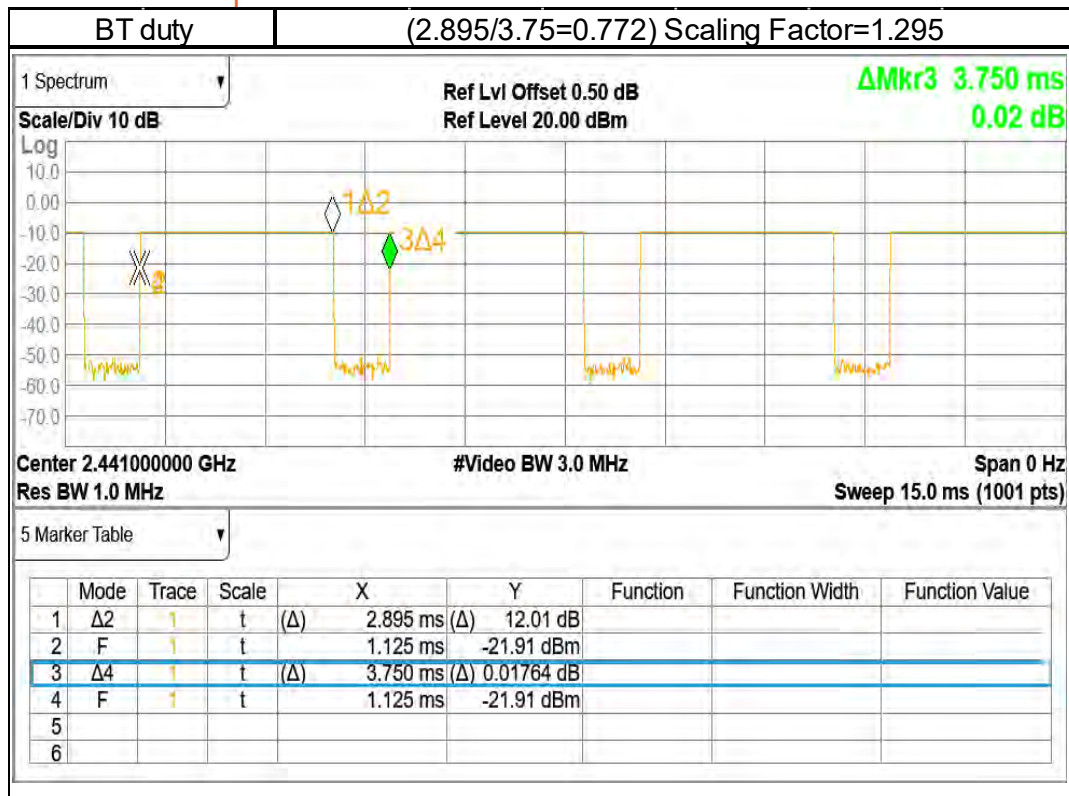
除非另有說明，此報告結果僅對測試之樣品負責，同時此樣品僅保留90天。本報告未經本公司書面許可，不可部份複製。

This document is issued by the Company subject to its General Conditions of Service printed overleaf, available on request or accessible at <http://www.sgs.com.tw/Terms-and-Conditions> and for electronic format documents, subject to Terms and Conditions for Electronic Documents at <http://www.sgs.com.tw/Terms-and-Conditions>. Attention is drawn to the limitation of liability, indemnification and jurisdiction issues defined therein. Any holder of this document is advised that information contained hereon reflects the Company's findings at the time of its intervention only and within the limits of Client's instructions, if any. The Company's sole responsibility is to its Client and this document does not exonerate parties to a transaction from exercising all their rights and obligations under the transaction documents. This document cannot be reproduced except in full, without prior written approval of the Company. Any unauthorized alteration, forgery or falsification of the content or appearance of this document is unlawful and offenders may be prosecuted to the fullest extent of the law.



Unless otherwise stated the results shown in this test report refer only to the sample(s) tested and such sample(s) are retained for 90 days only.  
除非另有說明，此報告結果僅對測試之樣品負責，同時此樣品僅保留90天。本報告未經本公司書面許可，不可部份複製。

This document is issued by the Company subject to its General Conditions of Service printed overleaf, available on request or accessible at <http://www.sgs.com.tw/Terms-and-Conditions> and for electronic format documents, subject to Terms and Conditions for Electronic Documents at <http://www.sgs.com.tw/Terms-and-Conditions>. Attention is drawn to the limitation of liability, indemnification and jurisdiction issues defined therein. Any holder of this document is advised that information contained hereon reflects the Company's findings at the time of its intervention only and within the limits of Client's instructions, if any. The Company's sole responsibility is to its Client and this document does not exonerate parties to a transaction from exercising all their rights and obligations under the transaction documents. This document cannot be reproduced except in full, without prior written approval of the Company. Any unauthorized alteration, forgery or falsification of the content or appearance of this document is unlawful and offenders may be prosecuted to the fullest extent of the law.



Unless otherwise stated the results shown in this test report refer only to the sample(s) tested and such sample(s) are retained for 90 days only.

除非另有說明，此報告結果僅對測試之樣品負責，同時此樣品僅保留90天。本報告未經本公司書面許可，不可部份複製。

This document is issued by the Company subject to its General Conditions of Service printed overleaf, available on request or accessible at <http://www.sgs.com.tw/Terms-and-Conditions> and for electronic format documents, subject to Terms and Conditions for Electronic Documents at <http://www.sgs.com.tw/Terms-and-Conditions>. Attention is drawn to the limitation of liability, indemnification and jurisdiction issues defined therein. Any holder of this document is advised that information contained hereon reflects the Company's findings at the time of its intervention only and within the limits of Client's instructions, if any. The Company's sole responsibility is to its Client and this document does not exonerate parties to a transaction from exercising all their rights and obligations under the transaction documents. This document cannot be reproduced except in full, without prior written approval of the Company. Any unauthorized alteration, forgery or falsification of the content or appearance of this document is unlawful and offenders may be prosecuted to the fullest extent of the law.

## 8 SUMMARY OF RESULTS

### 8.1 Decision rules

Reported measurement data comply with Test Methodology in section 1.1.

Determining compliance shall be based on the results of the compliance measurement, not taking into account measurement instrumentation uncertainty.

### 8.2 Summary of SAR Results

#### WLAN

Mode	Antenna	Position	Distance (mm)	Channel	Freq. (MHz)	Max. Rated Avg. Power + Max. Tolerance (dBm)	Measured Avg. Power (dBm)	Duty cycle scaling	Power scaling	Averaged SAR over 1g (W/kg)		ID	Note
										Measured	Reported		
WLAN 802.11b	Main	Bottom Surface	0	1	2412	20.00	19.95	1.022	101.16%	0.202	0.209	-	#2 main test
WLAN 802.11b	Main	Bottom Surface	0	6	2437	20.00	19.90	1.022	102.33%	0.184	0.192	-	#2 main test
WLAN 802.11b	Main	Bottom Surface	0	11	2462	20.00	19.88	1.022	102.80%	0.315	0.331	001	#2 main test
WLAN 802.11b	Main	Bottom Surface	0	11	2462	20.00	19.88	1.022	102.80%	0.300	0.315	-	#1 Spotcheck
Mode	Antenna	Position	Distance (mm)	Channel	Freq. (MHz)	Max. Rated Avg. Power + Max. Tolerance (dBm)	Measured Avg. Power (dBm)	Duty cycle scaling	Power scaling	Averaged SAR over 1g (W/kg)		ID	Note
										Measured	Reported		
WLAN 802.11ac(80M) 5.2G	Main	Bottom Surface	0	42	5210	18.00	17.99	1.004	100.23%	0.384	0.386	002	#2 main test
WLAN 802.11ac(80M) 5.2G	Main	Bottom Surface	0	42	5210	18.00	17.99	1.004	100.23%	0.317	0.319	-	#1 Spotcheck
Mode	Antenna	Position	Distance (mm)	Channel	Freq. (MHz)	Max. Rated Avg. Power + Max. Tolerance (dBm)	Measured Avg. Power (dBm)	Duty cycle scaling	Power scaling	Averaged SAR over 1g (W/kg)		ID	Note
										Measured	Reported		
WLAN 802.11n(40M) 5.3G	Main	Bottom Surface	0	54	5270	18.00	17.94	1.013	101.39%	0.489	0.502	003	#2 main test
WLAN 802.11n(40M) 5.3G	Main	Bottom Surface	0	54	5270	18.00	17.94	1.013	101.39%	0.421	0.432	-	#1 Spotcheck
Mode	Antenna	Position	Distance (mm)	Channel	Freq. (MHz)	Max. Rated Avg. Power + Max. Tolerance (dBm)	Measured Avg. Power (dBm)	Duty cycle scaling	Power scaling	Averaged SAR over 1g (W/kg)		ID	Note
										Measured	Reported		
WLAN 802.11ac(80M) 5.6G	Main	Bottom Surface	0	106	5530	16.50	16.41	1.004	102.09%	0.686	0.703	-	#2 main test
WLAN 802.11ac(80M) 5.6G	Main	Bottom Surface	0	138	5690	16.50	16.44	1.004	101.39%	0.833	0.848	004	#2 main test
WLAN 802.11ac(80M) 5.6G	Main	Bottom Surface	0	138	5690	16.50	16.44	1.004	101.39%	0.825	0.840	-	#1 Spotcheck
WLAN 802.11ac(80M) 5.6G	Main	Bottom Surface	0	138	5690	16.50	16.44	1.004	101.39%	0.821	0.836	-	Repeat
Mode	Antenna	Position	Distance (mm)	Channel	Freq. (MHz)	Max. Rated Avg. Power + Max. Tolerance (dBm)	Measured Avg. Power (dBm)	Duty cycle scaling	Power scaling	Averaged SAR over 1g (W/kg)		ID	Note
										Measured	Reported		
WLAN 802.11ac(80M) 5.8G	Main	Bottom Surface	0	155	5775	16.50	16.49	1.004	100.23%	0.776	0.781	005	#2 main test
WLAN 802.11ac(80M) 5.8G	Main	Bottom Surface	0	155	5775	16.50	16.49	1.004	100.23%	0.739	0.744	-	#1 Spotcheck
Mode	Antenna	Position	Distance (mm)	Channel	Freq. (MHz)	Max. Rated Avg. Power + Max. Tolerance (dBm)	Measured Avg. Power (dBm)	Duty cycle scaling	Power scaling	Averaged SAR over 1g (W/kg)		ID	Note
										Measured	Reported		
WLAN 802.11ac(80M) 5.9G	Main	Bottom Surface	0	171	5855	16.50	16.40	1.004	102.33%	0.776	0.797	006	#2 main test
WLAN 802.11ac(80M) 5.9G	Main	Bottom Surface	0	171	5855	16.50	16.40	1.004	102.33%	0.730	0.750	-	#1 Spotcheck
WLAN 802.11ac(160M) 5.9G	Main	Bottom Surface	0	163	5815	16.00	15.76	1.018	105.68%	0.810	0.871	007	#2 main test
WLAN 802.11ac(160M) 5.9G	Main	Bottom Surface	0	163	5815	16.00	15.76	1.018	105.68%	0.807	0.868	-	#1 Spotcheck
WLAN 802.11ac(160M) 5.9G	Main	Bottom Surface	0	163	5815	16.00	15.76	1.018	105.68%	0.801	0.862	-	Repeat
Mode	Antenna	Position	Distance (mm)	Channel	Freq. (MHz)	Max. Rated Avg. Power + Max. Tolerance (dBm)	Measured Avg. Power (dBm)	Duty cycle scaling	Power scaling	Averaged SAR over 1g (W/kg)		ID	Note
										Measured	Reported		
WLAN 802.11b	Aux	Bottom Surface	0	1	2412	20.00	19.91	1.022	102.09%	0.529	0.552	-	#2 main test
WLAN 802.11b	Aux	Bottom Surface	0	6	2437	20.00	19.92	1.022	101.86%	0.580	0.604	-	#2 main test
WLAN 802.11b	Aux	Bottom Surface	0	11	2462	20.00	19.99	1.022	100.23%	0.647	0.663	008	#2 main test
WLAN 802.11b	Aux	Bottom Surface	0	11	2462	20.00	19.99	1.022	100.23%	0.614	0.629	-	#1 Spotcheck
Mode	Antenna	Position	Distance (mm)	Channel	Freq. (MHz)	Max. Rated Avg. Power + Max. Tolerance (dBm)	Measured Avg. Power (dBm)	Duty cycle scaling	Power scaling	Averaged SAR over 1g (W/kg)		ID	Note
										Measured	Reported		
Bluetooth(GFSK)	Aux	Bottom Surface	0	78	2480	11.50	10.17	1.295	135.83%	0.042	0.074	009	#2 main test
Bluetooth(GFSK)	Aux	Bottom Surface	0	78	2480	11.50	10.17	1.295	135.83%	0.038	0.067	-	#1 Spotcheck
Mode	Antenna	Position	Distance (mm)	Channel	Freq. (MHz)	Max. Rated Avg. Power + Max. Tolerance (dBm)	Measured Avg. Power (dBm)	Duty cycle scaling	Power scaling	Averaged SAR over 1g (W/kg)		ID	Note
										Measured	Reported		
WLAN 802.11n(40M) 5.2G	Aux	Bottom Surface	0	46	5230	18.00	17.92	1.013	101.86%	0.539	0.556	010	#2 main test
WLAN 802.11n(40M) 5.2G	Aux	Bottom Surface	0	46	5230	18.00	17.92	1.013	101.86%	0.497	0.513	-	#1 Spotcheck
Mode	Antenna	Position	Distance (mm)	Channel	Freq. (MHz)	Max. Rated Avg. Power + Max. Tolerance (dBm)	Measured Avg. Power (dBm)	Duty cycle scaling	Power scaling	Averaged SAR over 1g (W/kg)		ID	Note
										Measured	Reported		
WLAN 802.11n(40M) 5.3G	Aux	Bottom Surface	0	54	5270	18.00	17.90	1.013	102.33%	0.566	0.587	011	#2 main test
WLAN 802.11n(40M) 5.3G	Aux	Bottom Surface	0	54	5270	18.00	17.90	1.013	102.33%	0.535	0.555	-	#1 Spotcheck
Mode	Antenna	Position	Distance (mm)	Channel	Freq. (MHz)	Max. Rated Avg. Power + Max. Tolerance (dBm)	Measured Avg. Power (dBm)	Duty cycle scaling	Power scaling	Averaged SAR over 1g (W/kg)		ID	Note
										Measured	Reported		
WLAN 802.11ac(160M) 5.6G	Aux	Bottom Surface	0	114	5570	16.50	16.49	1.018	100.23%	0.684	0.698	012	#2 main test
WLAN 802.11ac(160M) 5.6G	Aux	Bottom Surface	0	114	5570	16.50	16.49	1.018	100.23%	0.646	0.659	-	#1 Spotcheck
Mode	Antenna	Position	Distance (mm)	Channel	Freq. (MHz)	Max. Rated Avg. Power + Max. Tolerance (dBm)	Measured Avg. Power (dBm)	Duty cycle scaling	Power scaling	Averaged SAR over 1g (W/kg)		ID	Note
										Measured	Reported		
WLAN 802.11ac(80M) 5.8G	Aux	Bottom Surface	0	155	5775	16.50	16.47	1.004	100.69%	0.771	0.779	013	#2 main test
WLAN 802.11ac(80M) 5.8G	Aux	Bottom Surface	0	155	5775	16.50	16.47	1.004	100.69%	0.751	0.759	-	#1 Spotcheck
Mode	Antenna	Position	Distance (mm)	Channel	Freq. (MHz)	Max. Rated Avg. Power + Max. Tolerance (dBm)	Measured Avg. Power (dBm)	Duty cycle scaling	Power scaling	Averaged SAR over 1g (W/kg)		ID	Note
										Measured	Reported		
WLAN 802.11ac(160M) 5.9G	Aux	Bottom Surface	0	163	5815	16.50	16.35	1.018	103.51%	0.753	0.793	014	#2 main test
WLAN 802.11ac(160M) 5.9G	Aux	Bottom Surface	0	163	5815	16.50	16.35	1.018	103.51%	0.744	0.784	-	#1 Spotcheck

Unless otherwise stated the results shown in this test report refer only to the sample(s) tested and such sample(s) are retained for 90 days only.

除非另有說明，此報告結果僅對測試之樣品負責，同時此樣品僅保留90天。本報告未經本公司書面許可，不可部份複製。

This document is issued by the Company subject to its General Conditions of Service printed overleaf, available on request or accessible at <http://www.sgs.com.tw/Terms-and-Conditions> and for electronic format documents, subject to Terms and Conditions for Electronic Documents at <http://www.sgs.com.tw/Terms-and-Conditions>. Attention is drawn to the limitation of liability, indemnification and jurisdiction issues defined therein. Any holder of this document is advised that information contained hereon reflects the Company's findings at the time of its intervention only and within the limits of Client's instructions, if any. The Company's sole responsibility is to its Client and this document does not exonerate parties to a transaction from exercising all their rights and obligations under the transaction documents. This document cannot be reproduced except in full, without prior written approval of the Company. Any unauthorized alteration, forgery or falsification of the content or appearance of this document is unlawful and offenders may be prosecuted to the fullest extent of the law.

## WIFI 6E

Mode	Antenna	Position	Distance (mm)	Channel	Freq. (MHz)	Max. Rated Avg. Power + Max. Tolerance (dBm)	Measured Avg. Power (dBm)	Duty cycle scaling	Power scaling	Averaged SAR over 1g (W/kg)		Estimated Measured APD W/m <sup>2</sup> (4cm <sup>2</sup> )	Estimated Reported APD W/m <sup>2</sup> (4cm <sup>2</sup> )	ID	Note
										Measured	Reported				
U-NII-5 6.2GHz802.11ax(160M)	Main	Bottom Surface	0	15	6025	13.00	12.99	1.020	100.23%	0.326	0.333	2.410	2.464	015	#2 main test
U-NII-5 6.2GHz802.11ax(160M)	Main	Bottom Surface	0	79	6345	13.00	12.89	1.020	102.57%	0.308	0.322	2.280	2.385	016	#2 main test
U-NII-5 6.2GHz802.11ax(160M)	Main	Bottom Surface	0	15	6025	13.00	12.99	1.020	100.23%	0.287	0.293	2.120	2.167	-	#1 Spotcheck
Mode	Antenna	Position	Distance (mm)	Channel	Freq. (MHz)	Max. Rated Avg. Power + Max. Tolerance (dBm)	Measured Avg. Power (dBm)	Duty cycle scaling	Power scaling	Averaged SAR over 1g (W/kg)		Estimated Measured APD W/m <sup>2</sup> (4cm <sup>2</sup> )	Estimated Reported APD W/m <sup>2</sup> (4cm <sup>2</sup> )	ID	Note
										Measured	Reported				
U-NII-6 6.5GHz802.11ax(160M)	Main	Bottom Surface	0	111	6505	13.00	12.97	1.020	100.69%	0.242	0.249	1.740	1.787	017	#2 main test
U-NII-6 6.5GHz802.11ax(160M)	Main	Bottom Surface	0	111	6505	13.00	12.97	1.020	100.69%	0.214	0.220	1.540	1.582	-	#1 Spotcheck
Mode	Antenna	Position	Distance (mm)	Channel	Freq. (MHz)	Max. Rated Avg. Power + Max. Tolerance (dBm)	Measured Avg. Power (dBm)	Duty cycle scaling	Power scaling	Averaged SAR over 1g (W/kg)		Estimated Measured APD W/m <sup>2</sup> (4cm <sup>2</sup> )	Estimated Reported APD W/m <sup>2</sup> (4cm <sup>2</sup> )	ID	Note
										Measured	Reported				
U-NII-7 6.7GHz802.11ax(160M)	Main	Bottom Surface	0	143	6665	13.00	12.96	1.020	100.93%	0.254	0.261	1.780	1.832	018	#2 main test
U-NII-7 6.7GHz802.11ax(160M)	Main	Bottom Surface	0	143	6665	13.00	12.96	1.020	100.93%	0.229	0.236	1.600	1.647	-	#1 Spotcheck
Mode	Antenna	Position	Distance (mm)	Channel	Freq. (MHz)	Max. Rated Avg. Power + Max. Tolerance (dBm)	Measured Avg. Power (dBm)	Duty cycle scaling	Power scaling	Averaged SAR over 1g (W/kg)		Estimated Measured APD W/m <sup>2</sup> (4cm <sup>2</sup> )	Estimated Reported APD W/m <sup>2</sup> (4cm <sup>2</sup> )	ID	Note
										Measured	Reported				
U-NII-8 7.0GHz 802.11ax (160M)	Main	Bottom Surface	0	207	6985	13.00	12.99	1.022	100.23%	0.300	0.307	2.150	2.202	019	#2 main test
U-NII-8 7.0GHz 802.11ax (160M)	Main	Bottom Surface	0	207	6985	13.00	12.99	1.022	100.23%	0.278	0.285	1.900	1.946	-	#1 Spotcheck
Mode	Antenna	Position	Distance (mm)	Channel	Freq. (MHz)	Max. Rated Avg. Power + Max. Tolerance (dBm)	Measured Avg. Power (dBm)	Duty cycle scaling	Power scaling	Averaged SAR over 1g (W/kg)		Estimated Measured APD W/m <sup>2</sup> (4cm <sup>2</sup> )	Estimated Reported APD W/m <sup>2</sup> (4cm <sup>2</sup> )	ID	Note
										Measured	Reported				
U-NII-5 6.2GHz802.11ax(160M)	Aux	Bottom Surface	0	15	6025	13.00	12.98	1.020	100.46%	0.325	0.333	2.320	2.377	020	#2 main test
U-NII-5 6.2GHz802.11ax(160M)	Aux	Bottom Surface	0	79	6345	13.00	12.96	1.020	100.93%	0.356	0.366	2.480	2.553	021	#2 main test
U-NII-5 6.2GHz802.11ax(160M)	Aux	Bottom Surface	0	79	6345	13.00	12.96	1.020	100.93%	0.325	0.335	2.340	2.409	-	#1 Spotcheck
Mode	Antenna	Position	Distance (mm)	Channel	Freq. (MHz)	Max. Rated Avg. Power + Max. Tolerance (dBm)	Measured Avg. Power (dBm)	Duty cycle scaling	Power scaling	Averaged SAR over 1g (W/kg)		Estimated Measured APD W/m <sup>2</sup> (4cm <sup>2</sup> )	Estimated Reported APD W/m <sup>2</sup> (4cm <sup>2</sup> )	ID	Note
										Measured	Reported				
U-NII-6 6.5GHz802.11ax(160M)	Aux	Bottom Surface	0	111	6505	13.00	12.99	1.020	100.23%	0.340	0.348	2.360	2.413	022	#2 main test
U-NII-6 6.5GHz802.11ax(160M)	Aux	Bottom Surface	0	111	6505	13.00	12.99	1.020	100.23%	0.323	0.330	2.240	2.290	-	#1 Spotcheck
Mode	Antenna	Position	Distance (mm)	Channel	Freq. (MHz)	Max. Rated Avg. Power + Max. Tolerance (dBm)	Measured Avg. Power (dBm)	Duty cycle scaling	Power scaling	Averaged SAR over 1g (W/kg)		Estimated Measured APD W/m <sup>2</sup> (4cm <sup>2</sup> )	Estimated Reported APD W/m <sup>2</sup> (4cm <sup>2</sup> )	ID	Note
										Measured	Reported				
U-NII-7 6.7GHz802.11ax(160M)	Aux	Bottom Surface	0	143	6665	13.00	12.98	1.020	100.46%	0.325	0.333	2.240	2.295	023	#2 main test
U-NII-7 6.7GHz802.11ax(160M)	Aux	Bottom Surface	0	143	6665	13.00	12.98	1.020	100.46%	0.311	0.319	2.140	2.193	-	#1 Spotcheck
Mode	Antenna	Position	Distance (mm)	Channel	Freq. (MHz)	Max. Rated Avg. Power + Max. Tolerance (dBm)	Measured Avg. Power (dBm)	Duty cycle scaling	Power scaling	Averaged SAR over 1g (W/kg)		Estimated Measured APD W/m <sup>2</sup> (4cm <sup>2</sup> )	Estimated Reported APD W/m <sup>2</sup> (4cm <sup>2</sup> )	ID	Note
										Measured	Reported				
U-NII-8 7.0GHz 802.11ax (160M)	Aux	Bottom Surface	0	207	6985	13.00	12.99	1.022	100.23%	0.325	0.333	2.200	2.254	024	#2 main test
U-NII-8 7.0GHz 802.11ax (160M)	Aux	Bottom Surface	0	207	6985	13.00	12.99	1.022	100.23%	0.307	0.314	2.080	2.131	-	#1 Spotcheck

## Note:

Reported SAR = measured SAR \* Power scaling \* Duty cycle scaling

Reported APD = measured APD \* Power scaling \* Duty cycle scaling

Unless otherwise stated the results shown in this test report refer only to the sample(s) tested and such sample(s) are retained for 90 days only.

除非另有說明，此報告結果僅對測試之樣品負責，同時此樣品僅保留90天。本報告未經本公司書面許可，不可部份複製。

This document is issued by the Company subject to its General Conditions of Service printed overleaf, available on request or accessible at <http://www.sgs.com.tw/Terms-and-Conditions> and for electronic format documents, subject to Terms and Conditions for Electronic Documents at <http://www.sgs.com.tw/Terms-and-Conditions>. Attention is drawn to the limitation of liability, indemnification and jurisdiction issues defined therein. Any holder of this document is advised that information contained hereon reflects the Company's findings at the time of its intervention only and within the limits of Client's instructions, if any. The Company's sole responsibility is to its Client and this document does not exonerate parties to a transaction from exercising all their rights and obligations under the transaction documents. This document cannot be reproduced except in full, without prior written approval of the Company. Any unauthorized alteration, forgery or falsification of the content or appearance of this document is unlawful and offenders may be prosecuted to the fullest extent of the law.



### 8.3 Summary of PD Results

Mode	Position	Distance (mm)	Channel	Freq. (MHz)	Max. Rated Avg. Power + Max. Tolerance (dBm)	Measured Avg. Power (dBm)	Tune-up Scaling	Duty cycle scaling	Measurement uncertainty	PD result(4cm)				ID
										Measured Total psPD (W/m <sup>2</sup> )	Reported Total psPD (W/m <sup>2</sup> )	Measured Normal psPD (W/m <sup>2</sup> )	Reported Normal psPD (W/m <sup>2</sup> )	
WLAN 6E 802.11ax(160M) U-NII-5	Bottom Surface	2	15	6025	13.00	12.99	100.23%	1.020	1.55	3.610	5.721	1.950	3.090	025
	Bottom Surface	2	79	6345	13.00	12.89	102.57%	1.020	1.55	4.130	6.697	2.490	4.038	026
WLAN 6E 802.11ax(160M)	Bottom Surface	2	111	6505	13.00	12.97	100.69%	1.020	1.55	2.670	4.251	1.930	3.072	027
WLAN 6E 802.11ax(160M)	Bottom Surface	2	143	6665	13.00	12.96	100.93%	1.020	1.55	4.080	6.510	2.830	4.516	028
WLAN 6E 802.11ax(160M)	Bottom Surface	2	207	6985	13.00	12.99	100.23%	1.020	1.55	4.240	6.719	2.770	4.389	029
Mode	Position	Distance (mm)	Channel	Freq. (MHz)	Max. Rated Avg. Power + Max. Tolerance (dBm)	Measured Avg. Power (dBm)	Tune-up Scaling	Duty cycle scaling	Measurement uncertainty	PD result(4cm)				ID
										Measured Total psPD (W/m <sup>2</sup> )	Reported Total psPD (W/m <sup>2</sup> )	Measured Normal psPD (W/m <sup>2</sup> )	Reported Normal psPD (W/m <sup>2</sup> )	
WLAN 6E 802.11ax(160M) U-NII-5	Bottom Surface	2	15	6025	13.00	12.98	100.46%	1.020	1.55	3.790	6.020	1.790	2.843	030
	Bottom Surface	2	79	6345	13.00	12.96	100.93%	1.020	1.55	3.990	6.367	1.620	2.585	031
WLAN 6E 802.11ax(160M)	Bottom Surface	2	111	6505	13.00	12.99	100.23%	1.020	1.55	4.050	6.418	2.610	4.136	032
WLAN 6E 802.11ax(160M)	Bottom Surface	2	143	6665	13.00	12.98	100.46%	1.020	1.55	3.310	5.257	1.220	1.938	033
WLAN 6E 802.11ax(160M)	Bottom Surface	2	207	6985	13.00	12.99	100.23%	1.020	1.55	4.110	6.513	2.490	3.946	034

Note:

Reported PD = measured PD \* Power scaling \* Duty cycle scaling \* Uncertainty scaling

### 8.4 Reporting statements of conformity

The conformity statement in this report is based solely on the test results, measurement uncertainty is excluded.

### 8.5 Conclusion

The device is compliant because all the standalone results are less than their corresponding criteria.

Unless otherwise stated the results shown in this test report refer only to the sample(s) tested and such sample(s) are retained for 90 days only.

除非另有說明，此報告結果僅對測試之樣品負責，同時此樣品僅保留90天。本報告未經本公司書面許可，不可部份複製。

This document is issued by the Company subject to its General Conditions of Service printed overleaf, available on request or accessible at <http://www.sgs.com.tw/Terms-and-Conditions> and for electronic format documents, subject to Terms and Conditions for Electronic Documents at <http://www.sgs.com.tw/Terms-and-Conditions>. Attention is drawn to the limitation of liability, indemnification and jurisdiction issues defined therein. Any holder of this document is advised that information contained hereon reflects the Company's findings at the time of its intervention only and within the limits of Client's instructions, if any. The Company's sole responsibility is to its Client and this document does not exonerate parties to a transaction from exercising all their rights and obligations under the transaction documents. This document cannot be reproduced except in full, without prior written approval of the Company. Any unauthorized alteration, forgery or falsification of the content or appearance of this document is unlawful and offenders may be prosecuted to the fullest extent of the law.

SGS Taiwan Ltd.

No.134,Wu Kung Road, New Taipei Industrial Park, Wuku District, New Taipei City, Taiwan/新北市五股區新北產業園區五工路 134 號

台灣檢驗科技股份有限公司

t (886-2) 2299-3279

f (886-2) 2298-0488

[www.sgs.com.tw](http://www.sgs.com.tw)

Member of SGS Group

## 9 SIMULTANEOUS TRANSMISSION ANALYSIS

### 9.1 Simultaneous Transmission Scenarios:

Simultaneous Transmit Configurations	Body
WLAN 2.4GHz Main + BT Aux	Yes
WLAN 2.4GHz Main + WLAN 2.4GHz Aux	Yes
WLAN 5GHz Main + BT Aux	Yes
WLAN 5GHz Main + WLAN 5GHz Aux	Yes
WLAN 5GHz Main + WLAN 5GHz Aux + BT Aux	Yes
WLAN 6GHz Main + BT Aux	Yes
WLAN 6GHz Main + WLAN 6GHz Aux	Yes
WLAN 6GHz Main + WLAN 6GHz Aux + BT Aux	Yes
<p>Note:</p> <ol style="list-style-type: none"> <li>1. Bluetooth and WLAN Aux share the same antenna path, and BT can transmit with WLAN Main simultaneously.</li> <li>2. For 2.4/5GHz WLAN Main and Aux antennas, the maximum output power of each antenna during simultaneous transmission is the same with or less than that used in standalone transmission, and we used the sum of 1-g SAR provision in KDB447498D01 to exclude the simultaneous transmitted SAR measurement.</li> </ol>	

Unless otherwise stated the results shown in this test report refer only to the sample(s) tested and such sample(s) are retained for 90 days only.

除非另有說明，此報告結果僅對測試之樣品負責，同時此樣品僅保留90天。本報告未經本公司書面許可，不可部份複製。

This document is issued by the Company subject to its General Conditions of Service printed overleaf, available on request or accessible at <http://www.sgs.com.tw/Terms-and-Conditions> and for electronic format documents, subject to Terms and Conditions for Electronic Documents at <http://www.sgs.com.tw/Terms-and-Conditions>. Attention is drawn to the limitation of liability, indemnification and jurisdiction issues defined therein. Any holder of this document is advised that information contained hereon reflects the Company's findings at the time of its intervention only and within the limits of Client's instructions, if any. The Company's sole responsibility is to its Client and this document does not exonerate parties to a transaction from exercising all their rights and obligations under the transaction documents. This document cannot be reproduced except in full, without prior written approval of the Company. Any unauthorized alteration, forgery or falsification of the content or appearance of this document is unlawful and offenders may be prosecuted to the fullest extent of the law.

SGS Taiwan Ltd.

No.134,Wu Kung Road, New Taipei Industrial Park, Wuku District, New Taipei City, Taiwan/新北市五股區新北產業園區五工路 134 號

台灣檢驗科技股份有限公司

t (886-2) 2299-3279

f (886-2) 2298-0488

[www.sgs.com.tw](http://www.sgs.com.tw)

Member of SGS Group



## 9.2 Estimated SAR calculation

According to KDB447498 D01v06 – When standalone SAR test exclusion applies to an antenna that transmits simultaneously with other antennas, the standalone SAR must be estimated according to following to determine simultaneous transmission SAR test exclusion:

$$\text{Estimated SAR} = \frac{\text{Max. tune up power (mW)}}{\text{Min. test separation distance(mm)}} \times \frac{\sqrt{f(\text{GHz})}}{7.5}$$

If the minimum test separation distance is < 5mm, a distance of 5mm is used for estimated SAR calculation. When the test separation distance is >50mm, the 0.4W/kg is used for SAR-1g.

## 9.3 SPLSR evaluation and analysis

Per KDB447498D01, when the sum of SAR is larger than the limit, SAR test exclusion is determined by the SAR sum to peak location separation ratio(SPLSR).

The simultaneous transmitting antennas in each operating mode and exposure condition combination must be considered one pair at a time to determine the SAR to peak location separation ratio to qualify for test exclusion.

The ratio is determined by  $(\text{SAR1} + \text{SAR2})^{1.5}/R_i$ , rounded to two decimal digits, and must be  $\leq 0.04$  for all antenna pairs in the configuration to qualify for 1-g SAR test exclusion.

SAR1 and SAR2 are the highest reported or estimated SAR for each antenna in the pair, and  $R_i$  is the separation distance between the peak SAR locations for the antenna pair in mm.

When standalone test exclusion applies, SAR is estimated; the peak location is assumed to be at the feed-point or geometric center of the antenna.

Unless otherwise stated the results shown in this test report refer only to the sample(s) tested and such sample(s) are retained for 90 days only.  
除非另有說明，此報告結果僅對測試之樣品負責，同時此樣品僅保留90天。本報告未經本公司書面許可，不可部份複製。

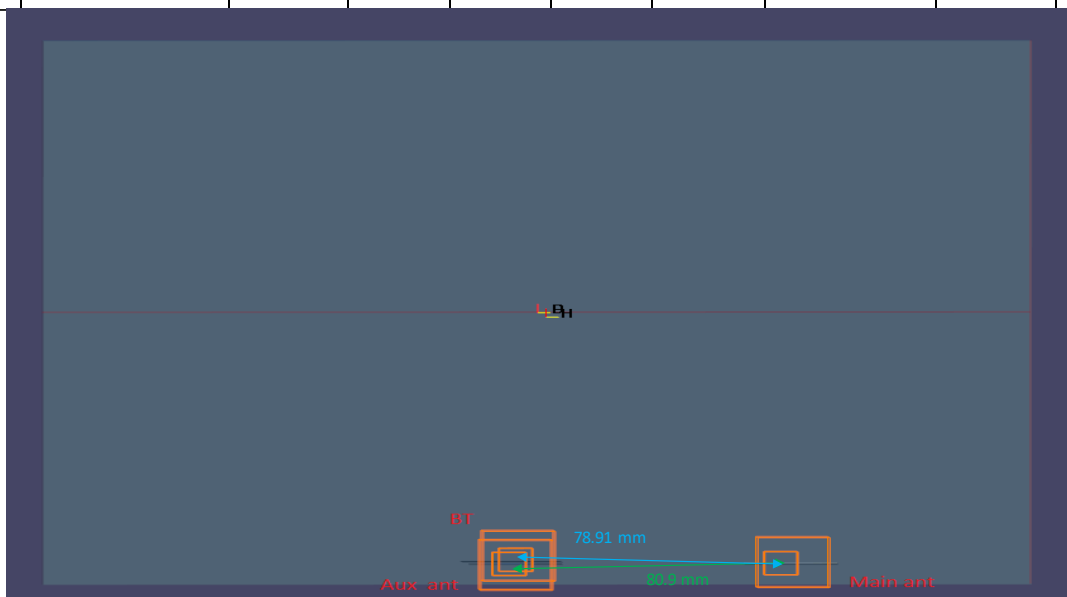
This document is issued by the Company subject to its General Conditions of Service printed overleaf, available on request or accessible at <http://www.sgs.com.tw/Terms-and-Conditions> and for electronic format documents, subject to Terms and Conditions for Electronic Documents at <http://www.sgs.com.tw/Terms-and-Conditions>. Attention is drawn to the limitation of liability, indemnification and jurisdiction issues defined therein. Any holder of this document is advised that information contained hereon reflects the Company's findings at the time of its intervention only and within the limits of Client's instructions, if any. The Company's sole responsibility is to its Client and this document does not exonerate parties to a transaction from exercising all their rights and obligations under the transaction documents. This document cannot be reproduced except in full, without prior written approval of the Company. Any unauthorized alteration, forgery or falsification of the content or appearance of this document is unlawful and offenders may be prosecuted to the fullest extent of the law.

## Simultaneous Transmission Combination

Exposure Position	FCC Reported SAR							Scenario1	Scenario2	Scenario3	Scenario4	Scenario5	Scenario6	Scenario7	Scenario8
	2	3	4	5	7	8	9	2+3	2+7	4+5	4+7	4+5+7	7+8	8+9	7+8+9
	2.4GHz WLAN Main	2.4GHz WLAN Aux	5GHz WLAN Main	5GHz WLAN Aux	Bluetooth Aux	6GHz WLAN Main	6GHz WLAN Aux	Summed	Summed	Summed	Summed	Summed	Summed	Summed	Summed
Bottom Surface	0	0.331	0.663	0.848	0.779	0.074	0.333	0.994	0.405	1.627	0.922	1.701	0.407	0.699	0.773

Scenario 3&amp;5

Position	Conditions	SAR Value (W/kg)	Coordinates (cm)			$\Sigma$ SAR (W/kg)	Peak Location Separation Distance (mm)	SPLSR	Simultaneous Transmission SAR Test
			x	y	z				
Bottom Surface	WLAN 5G Main	0.848	108.30	73.50	-177.00	-	-	-	-
	WLAN 5G Aux + BT Aux	0.853	107.20	-5.40	-177.00	1.701	78.91	0.028	SPLSR $\leq$ 0.04, Not required



## 9.4 Conclusion

The simultaneous transmission is compliant because both SAR sum and/or SPLSR are less than their corresponding criteria.

Unless otherwise stated the results shown in this test report refer only to the sample(s) tested and such sample(s) are retained for 90 days only.

除非另有說明，此報告結果僅對測試之樣品負責，同時此樣品僅保留90天。本報告未經本公司書面許可，不可部份複製。

This document is issued by the Company subject to its General Conditions of Service printed overleaf, available on request or accessible at <http://www.sgs.com.tw/Terms-and-Conditions> and for electronic format documents, subject to Terms and Conditions for Electronic Documents at <http://www.sgs.com.tw/Terms-and-Conditions>. Attention is drawn to the limitation of liability, indemnification and jurisdiction issues defined therein. Any holder of this document is advised that information contained hereon reflects the Company's findings at the time of its intervention only and within the limits of Client's instructions, if any. The Company's sole responsibility is to its Client and this document does not exonerate parties to a transaction from exercising all their rights and obligations under the transaction documents. This document cannot be reproduced except in full, without prior written approval of the Company. Any unauthorized alteration, forgery or falsification of the content or appearance of this document is unlawful and offenders may be prosecuted to the fullest extent of the law.

## 10 INSTRUMENTS LIST

Equipment List					
Manufacturer	Device	Type	Serial number	Date of last calibration	Date of next calibration
SPEAG	Data acquisition Electronics	DAE4	1719	Mar/25/2022	Mar/24/2023
SPEAG	Dosimetric E-Field Probe	EX3DV4	7712	Mar/21/2022	Mar/20/2023
SPEAG	E-field Probe for Near Field Application	EUmmWV4	9616	Mar/20/2022	Mar/19/2023
SPEAG	System Validation Dipole	D2450V2	727	Apr/25/2022	Apr/24/2023
SPEAG	System Validation Dipole	D5GHzV2	1023	Jan/27/2022	Jan/26/2023
SPEAG	System Validation Dipole	D6.5GHzV2	1006	Aug/23/2022	Aug/22/2023
SPEAG	System Validation Dipole	D7GHzV2	1007	Aug/24/2022	Aug/23/2023
SPEAG	System Validation Dipole	5G-Veri10	1021	Jan/24/2022	Jan/23/2023
SPEAG	Dielectric Assessment Kit	DAKS-3.5	1053	Feb/28/2022	Feb/27/2023
R&S	MXG Analog Signal Generator	SMB100A03	182012	Jun/13/2022	Jun/12/2023
Agilent	Dual-directional coupler	772D	MY46151258	Oct/03/2022	Oct/02/2023
Agilent	Dual-directional coupler	778D	MY46151242	Aug/30/2022	Aug/29/2023
EMCI	Amplifier	ZHL-42	980189	Calibration not required	Calibration not required
EMCI	Amplifier	ZVE-8G	980190	Calibration not required	Calibration not required
R&S	Power Sensor	NRP18S	101973	Jan/22/2022	Jan/21/2023
R&S	Power Meter	NRX	102191	Jan/22/2022	Jan/21/2023
R&S	Power Sensor	NRP18S	101358	Jan/22/2022	Jan/21/2023
SPEAG	Software	DASY 8 V16.0.2.83	N/A	Calibration not required	Calibration not required
SPEAG	Phantom	ELI	N/A	Calibration not required	Calibration not required
SPEAG	mmWave Phantom	ELI	N/A	Calibration not required	Calibration not required
LKM	Digital thermometer	DTM3000	EC14010603	Sep/27/2022	Sep/26/2023
TECPEL	Digital thermometer	DTM-303A	TP130077	Sep/29/2022	Sep/28/2023

Unless otherwise stated the results shown in this test report refer only to the sample(s) tested and such sample(s) are retained for 90 days only.

除非另有說明，此報告結果僅對測試之樣品負責，同時此樣品僅保留90天。本報告未經本公司書面許可，不可部份複製。

This document is issued by the Company subject to its General Conditions of Service printed overleaf, available on request or accessible at <http://www.sgs.com.tw/Terms-and-Conditions> and for electronic format documents, subject to Terms and Conditions for Electronic Documents at <http://www.sgs.com.tw/Terms-and-Conditions>. Attention is drawn to the limitation of liability, indemnification and jurisdiction issues defined therein. Any holder of this document is advised that information contained hereon reflects the Company's findings at the time of its intervention only and within the limits of Client's instructions, if any. The Company's sole responsibility is to its Client and this document does not exonerate parties to a transaction from exercising all their rights and obligations under the transaction documents. This document cannot be reproduced except in full, without prior written approval of the Company. Any unauthorized alteration, forgery or falsification of the content or appearance of this document is unlawful and offenders may be prosecuted to the fullest extent of the law.

SGS Taiwan Ltd.

No.134,Wu Kung Road, New Taipei Industrial Park, Wuku District, New Taipei City, Taiwan/新北市五股區新北產業園區五工路 134 號

台灣檢驗科技股份有限公司

t (886-2) 2299-3279

f (886-2) 2298-0488

www.sgs.com.tw

Member of SGS Group

# 11 UNCERTAINTY BUDGET

Measurement Uncertainty evaluation template for DUT SAR test (3-6G)

A	c	D	e		f	g	h=c * f / e	i=c * g / e	k
Source of Uncertainty	Tolerance/ Uncertainty	Probability Distributio	Div	Div Value	ci (1g)	ci (10g)	Standard uncertainty	Standard uncertainty	vi, or Veff
<b>Measurement system</b>									
Probe calibration	6.55%	N	1	1	1	1	6.55%	6.55%	∞
<i>Isotropy, Axial</i>	3.50%	R	$\sqrt{3}$	1.732	1	1	2.02%	2.02%	∞
<i>Isotropy, Hemispherical</i>	9.60%	R	$\sqrt{3}$	1.732	1	1	5.54%	5.54%	∞
Modulation Response	2.40%	R	$\sqrt{3}$	1.732	1	1	1.40%	1.40%	∞
Boundary Effect	1.00%	R	$\sqrt{3}$	1.732	1	1	0.58%	0.58%	∞
Linearity	4.70%	R	$\sqrt{3}$	1.732	1	1	2.71%	2.71%	∞
Detection Limits	1.00%	R	$\sqrt{3}$	1.732	1	1	0.58%	0.58%	∞
Readout Electronics	0.30%	N	1	1	1	1	0.30%	0.30%	∞
Response time	0.80%	R	$\sqrt{3}$	1.732	1	1	0.46%	0.46%	∞
Integration Time	2.60%	R	$\sqrt{3}$	1.732	1	1	1.50%	1.50%	∞
<b>Measurement drift (class A evaluation)</b>	1.75%	R	$\sqrt{3}$	1.732	1	1	1.01%	1.01%	∞
RF ambient condition - noise	3.00%	R	$\sqrt{3}$	1.732	1	1	1.73%	1.73%	∞
RF ambient conditions - reflections	3.00%	R	$\sqrt{3}$	1.732	1	1	1.73%	1.73%	∞
Probe positioner Mechanical restrictions	0.40%	R	$\sqrt{3}$	1.732	1	1	0.23%	0.23%	∞
Probe Positioning with respect to phantom shell	2.90%	R	$\sqrt{3}$	1.732	1	1	1.67%	1.67%	∞
Post-processing	1.00%	R	$\sqrt{3}$	1.732	1	1	0.58%	0.58%	∞
Max SAR Eval	1.00%	R	$\sqrt{3}$	1.732	1	1	0.58%	0.58%	∞
<b>Test Sample related</b>									
Test sample positioning	2.90%	N	1	1	1	1	2.90%	2.90%	M-1
Device Holder Uncertainty	3.60%	N	1	1	1	1	3.60%	3.60%	M-1
Drift of output power	5.00%	R	$\sqrt{3}$	1.732	1	1	2.89%	2.89%	∞
<b>Phantom and Setup</b>									
Phantom Uncertainty	4.00%	R	$\sqrt{3}$	1.732	1	1	2.31%	2.31%	∞
Liquid permittivity (mea.)	2.31%	N	1	1	0.64	0.43	1.48%	0.99%	M
Liquid Conductivity (mea.)	3.04%	N	1	1	0.6	0.49	1.82%	1.49%	M
Combined standard uncertainty		RSS					11.95%	11.84%	
Expan uncertainty (95% confidence interval), K=2							23.90%	23.69%	

Unless otherwise stated the results shown in this test report refer only to the sample(s) tested and such sample(s) are retained for 90 days only.

除非另有說明，此報告結果僅對測試之樣品負責，同時此樣品僅保留90天。本報告未經本公司書面許可，不可部份複製。

This document is issued by the Company subject to its General Conditions of Service printed overleaf, available on request or accessible at <http://www.sgs.com.tw/Terms-and-Conditions> and for electronic format documents, subject to Terms and Conditions for Electronic Documents at <http://www.sgs.com.tw/Terms-and-Conditions>. Attention is drawn to the limitation of liability, indemnification and jurisdiction issues defined therein. Any holder of this document is advised that information contained hereon reflects the Company's findings at the time of its intervention only and within the limits of Client's instructions, if any. The Company's sole responsibility is to its Client and this document does not exonerate parties to a transaction from exercising all their rights and obligations under the transaction documents. This document cannot be reproduced except in full, without prior written approval of the Company. Any unauthorized alteration, forgery or falsification of the content or appearance of this document is unlawful and offenders may be prosecuted to the fullest extent of the law.

Measurement Uncertainty evaluation template for DUT SAR test (0.3-3G)

A	c	D	e		f	g	h=c * f / e	i=c * g / e	k
Source of Uncertainty	Tolerance/ Uncertainty	Probability Distributio	Div	Div Value	ci (1g)	ci (10g)	Standard uncertainty	Standard uncertainty	vi, or Veff
<b>Measurement system</b>									
Probe calibration	6.00%	N	1	1	1	1	6.00%	6.00%	∞
<i>Isotropy , Axial</i>	3.50%	R	$\sqrt{3}$	1.732	1	1	2.02%	2.02%	∞
<i>Isotropy, Hemispherical</i>	9.60%	R	$\sqrt{3}$	1.732	1	1	5.54%	5.54%	∞
Modulation Response	2.40%	R	$\sqrt{3}$	1.732	1	1	1.40%	1.40%	∞
Boundary Effect	1.00%	R	$\sqrt{3}$	1.732	1	1	0.58%	0.58%	∞
Linearity	4.70%	R	$\sqrt{3}$	1.732	1	1	2.71%	2.71%	∞
Detection Limits	1.00%	R	$\sqrt{3}$	1.732	1	1	0.58%	0.58%	∞
Readout Electronics	0.30%	N	1	1	1	1	0.30%	0.30%	∞
Response time	0.80%	R	$\sqrt{3}$	1.732	1	1	0.46%	0.46%	∞
Integration Time	2.60%	R	$\sqrt{3}$	1.732	1	1	1.50%	1.50%	∞
<b>Measurement drift (class A evaluation)</b>	1.75%	R	$\sqrt{3}$	1.732	1	1	1.01%	1.01%	∞
RF ambient condition - noise	3.00%	R	$\sqrt{3}$	1.732	1	1	1.73%	1.73%	∞
RF ambient conditions - reflections	3.00%	R	$\sqrt{3}$	1.732	1	1	1.73%	1.73%	∞
Probe positioner Mechanical restrictions	0.40%	R	$\sqrt{3}$	1.732	1	1	0.23%	0.23%	∞
Probe Positioning with respect to phantom shell	2.90%	R	$\sqrt{3}$	1.732	1	1	1.67%	1.67%	∞
Post-processing	1.00%	R	$\sqrt{3}$	1.732	1	1	0.58%	0.58%	∞
Max SAR Eval	1.00%	R	$\sqrt{3}$	1.732	1	1	0.58%	0.58%	∞
<b>Test Sample related</b>									
Test sample positioning	2.90%	N	1	1	1	1	2.90%	2.90%	M-1
Device Holder Uncertainty	3.60%	N	1	1	1	1	3.60%	3.60%	M-1
Drift of output power	5.00%	R	$\sqrt{3}$	1.732	1	1	2.89%	2.89%	∞
<b>Phantom and Setup</b>									
Phantom Uncertainty	4.00%	R	$\sqrt{3}$	1.732	1	1	2.31%	2.31%	∞
Liquid permittivity (mea.)	2.03%	N	1	1	0.64	0.43	1.30%	0.87%	M
Liquid Conductivity (mea.)	4.21%	N	1	1	0.6	0.49	2.53%	2.06%	M
Combined standard uncertainty		RSS					11.77%	11.63%	
Expart uncertainty (95% confidence interval), K=2							23.53%	23.25%	

Unless otherwise stated the results shown in this test report refer only to the sample(s) tested and such sample(s) are retained for 90 days only.

除非另有說明，此報告結果僅對測試之樣品負責，同時此樣品僅保留90天。本報告未經本公司書面許可，不可部份複製。

This document is issued by the Company subject to its General Conditions of Service printed overleaf, available on request or accessible at <http://www.sgs.com.tw/Terms-and-Conditions> and for electronic format documents, subject to Terms and Conditions for Electronic Documents at <http://www.sgs.com.tw/Terms-and-Conditions>. Attention is drawn to the limitation of liability, indemnification and jurisdiction issues defined therein. Any holder of this document is advised that information contained hereon reflects the Company's findings at the time of its intervention only and within the limits of Client's instructions, if any. The Company's sole responsibility is to its Client and this document does not exonerate parties to a transaction from exercising all their rights and obligations under the transaction documents. This document cannot be reproduced except in full, without prior written approval of the Company. Any unauthorized alteration, forgery or falsification of the content or appearance of this document is unlawful and offenders may be prosecuted to the fullest extent of the law.

**DASY6 Uncertainty Budget**  
**According to IEC/IEEE 62209-1528**  
**(Frequency band: 6GHz - 10GHz range)**

a	b	c	d		e	e	f=b * e / d	f=b * e / d
Source of Uncertainty	Uncertainty Value (±%)	Probability Distribution	Div.	Div. Value	(ci) 1g	(ci) 10g	Std. uncertainty (1g) (±%)	Std. uncertainty (10g) (±%)
<b>Measurement system errors</b>								
Probe calibration	18.6	N	2	2	1	1	9.3	9.3
Probe Calibration Drift	1.7	R	√3	1.732	1	1	1.0	1.0
Probe Linearity	4.7	R	√3	1.732	1	1	2.7	2.7
Broadband Signal	2.8	R	√3	1.732	1	1	1.6	1.6
Probe Isotropy	7.6	R	√3	1.732	1	1	4.4	4.4
Data Acquisition	0.3	N	1	1	1	1	0.3	0.3
RF Ambient	1.8	N	1	1	1	1	1.8	1.8
Probe positioning	0.2	N	1	1	0.67	0.67	0.1	0.1
Data Processing	3.5	N	1	1	1	1	3.5	3.5
<b>Phantom and device errors</b>								
Conductivity (meas.)DAK	2.5	N	1	1	0.78	0.71	2.0	1.8
Conductivity (temp.)BB	2.4	R	√3	1.732	0.78	0.71	1.1	1.0
Phantom Permittivity	14.0	R	√3	1.732	0.5	0.5	4.0	4.0
Distance DUT - TSL	2.0	N	1	1	2	2	4.0	4.0
Device Positioning (±0.5mm)	1.0	N	1	1	1	1	1.0	1.0
Device Holder	3.6	N	1	1	1	1	3.6	3.6
DUT Modulationm	2.4	R	√3	1.732	1	1	1.4	1.4
Time-average SAR	0.0	R	√3	1.732	1	1	0.0	0.0
DUT drift	2.5	N	1	1	1	1	2.5	2.5
Val Antenna Unc.	0.0	N	1	1	1	1	0.0	0.0
Unc. Input Power	0.0	N	1	1	1	1	0.0	0.0
<b>Correction to the SAR results</b>								
Deviation to Target	1.90	N	1	1	1	0.84	1.9	1.6
SAR scaling		R	√3	1.732	1	1	0.0	0.0
Combined Std. uncertainty							14.0	13.9
Expanded Std. uncertainty (95% confidence interval), K=2							28.0	27.8

Unless otherwise stated the results shown in this test report refer only to the sample(s) tested and such sample(s) are retained for 90 days only.

除非另有說明，此報告結果僅對測試之樣品負責，同時此樣品僅保留90天。本報告未經本公司書面許可，不可部份複製。

This document is issued by the Company subject to its General Conditions of Service printed overleaf, available on request or accessible at <http://www.sgs.com.tw/Terms-and-Conditions> and for electronic format documents, subject to Terms and Conditions for Electronic Documents at <http://www.sgs.com.tw/Terms-and-Conditions>. Attention is drawn to the limitation of liability, indemnification and jurisdiction issues defined therein. Any holder of this document is advised that information contained hereon reflects the Company's findings at the time of its intervention only and within the limits of Client's instructions, if any. The Company's sole responsibility is to its Client and this document does not exonerate parties to a transaction from exercising all their rights and obligations under the transaction documents. This document cannot be reproduced except in full, without prior written approval of the Company. Any unauthorized alteration, forgery or falsification of the content or appearance of this document is unlawful and offenders may be prosecuted to the fullest extent of the law.

SGS Taiwan Ltd.

No.134,Wu Kung Road, New Taipei Industrial Park, Wuku District, New Taipei City, Taiwan/新北市五股區新北產業園區五工路 134 號

台灣檢驗科技股份有限公司

t (886-2) 2299-3279

f (886-2) 2298-0488

www.sgs.com.tw

Member of SGS Group

## cDASY6 Module mmWave Uncertainty Budget for PD Evaluation Distances to the Antennas $\geq \lambda / 5$ In Compliance with IEC/IEEE 63195

a	b	c	d		e	f=b * e / d	g
Source of Uncertainty	Uncertainty Value (+-dB)	Probability Distribution	Div.	Div. Value	ci	Std. uncertainty (+-dB)	(vi) Veff
<b>Uncertainty terms dependent on the measurement system</b>							
Probe calibration	0.49	N	1	1	1	0.49	$\infty$
Probe correction	0.00	R	$\sqrt{3}$	1.732	1	0.00	$\infty$
Frequency response (BW $\leq 1$ GHz)	0.20	R	$\sqrt{3}$	1.732	1	0.12	$\infty$
Sensor cross coupling	0.00	R	$\sqrt{3}$	1.732	1	0.00	$\infty$
Isotropy	0.50	R	$\sqrt{3}$	1.732	1	0.29	$\infty$
Linearity	0.20	R	$\sqrt{3}$	1.732	1	0.12	$\infty$
Probe scattering	0.00	R	$\sqrt{3}$	1.732	1	0.00	$\infty$
Probe positioning offset	0.30	R	$\sqrt{3}$	1.732	1	0.17	$\infty$
Probe positioning repeatability	0.04	R	$\sqrt{3}$	1.732	1	0.02	$\infty$
Sensor mechanical offset	0.00	R	$\sqrt{3}$	1.732	1	0.00	$\infty$
Probe spatial resolution	0.00	R	$\sqrt{3}$	1.732	1	0.00	$\infty$
Field impedance dependance	0.00	R	$\sqrt{3}$	1.732	1	0.00	$\infty$
Amplitude and phase drift	0.00	R	$\sqrt{3}$	1.732	1	0.00	$\infty$
Amplitude and phase noise	0.04	R	$\sqrt{3}$	1.732	1	0.02	$\infty$
Measurement area truncation	0.00	R	$\sqrt{3}$	1.732	1	0.00	$\infty$
Data acquisition	0.03	N	1	1	1	0.03	$\infty$
Sampling	0.00	R	$\sqrt{3}$	1	1	0.00	$\infty$
Field reconstruction	2.00	R	$\sqrt{3}$	1.732	1	1.15	$\infty$
Forward transformation	0.00	R	$\sqrt{3}$	1.732	1	0.00	$\infty$
Power density scaling	-	R	$\sqrt{3}$	1.732	1	-	$\infty$
Spatial averaging	0.10	R	$\sqrt{3}$	1.732	1	0.06	$\infty$
System detection limit	0.04	R	$\sqrt{3}$	1.732	1	0.02	$\infty$
<b>Uncertainty terms dependent on the DUT and environmental factors</b>							
Probe coupling with DUT	0.00	R	$\sqrt{3}$	1.732	1	0.00	$\infty$
Modulation response	0.40	R	$\sqrt{3}$	1.732	1	0.23	$\infty$
Integration time	0.00	R	$\sqrt{3}$	1.732	1	0.00	$\infty$
Response time	0.00	R	$\sqrt{3}$	1.732	1	0.00	$\infty$
Device holder influence	0.10	R	$\sqrt{3}$	1.732	1	0.06	$\infty$
DUT alignment	0.00	R	$\sqrt{3}$	1.732	1	0.00	$\infty$
RF ambient conditions	0.04	R	$\sqrt{3}$	1.732	1	0.02	$\infty$
Ambient reflections	0.04	R	$\sqrt{3}$	1.732	1	0.02	$\infty$
Immunity / secondary reception	0.00	R	$\sqrt{3}$	1.732	1	0.00	$\infty$
Drift of the DUT	-	R	$\sqrt{3}$	1.732	1	-	$\infty$
Combined Std. uncertainty						1.33	
Expanded Std. uncertainty (95% confidence interval), K=2						2.67	

Unless otherwise stated the results shown in this test report refer only to the sample(s) tested and such sample(s) are retained for 90 days only.

除非另有說明，此報告結果僅對測試之樣品負責，同時此樣品僅保留90天。本報告未經本公司書面許可，不可部份複製。

This document is issued by the Company subject to its General Conditions of Service printed overleaf, available on request or accessible at <http://www.sgs.com.tw/Terms-and-Conditions> and for electronic format documents, subject to Terms and Conditions for Electronic Documents at <http://www.sgs.com.tw/Terms-and-Conditions>. Attention is drawn to the limitation of liability, indemnification and jurisdiction issues defined therein. Any holder of this document is advised that information contained hereon reflects the Company's findings at the time of its intervention only and within the limits of Client's instructions, if any. The Company's sole responsibility is to its Client and this document does not exonerate parties to a transaction from exercising all their rights and obligations under the transaction documents. This document cannot be reproduced except in full, without prior written approval of the Company. Any unauthorized alteration, forgery or falsification of the content or appearance of this document is unlawful and offenders may be prosecuted to the fullest extent of the law.

SGS Taiwan Ltd.

No.134,Wu Kung Road, New Taipei Industrial Park, Wuku District, New Taipei City, Taiwan/新北市五股區新北產業園區五工路 134 號

台灣檢驗科技股份有限公司

t (886-2) 2299-3279

f (886-2) 2298-0488

www.sgs.com.tw

Member of SGS Group



## 12 SAR MEASUREMENT RESULTS

ID: 001

Report No. : TESA2212000620EN

Measurement Report\_WLAN 802.11b\_Body\_Bottom Surface\_CH 11\_0mm\_Main

Ambient temperature: 23.6°C; Liquid temperature: 23.1°C

### Exposure Conditions

Phantom Section, TSL	Position, Test Distance [mm]	Frequency [MHz], Channel Number	Conversion Factor	TSL Conductivity [S/m]	TSL Permittivity
Flat, HSL	Bottom Surface, 0.00	2462.0, 11	8.16	1.885	39.978

### Hardware Setup

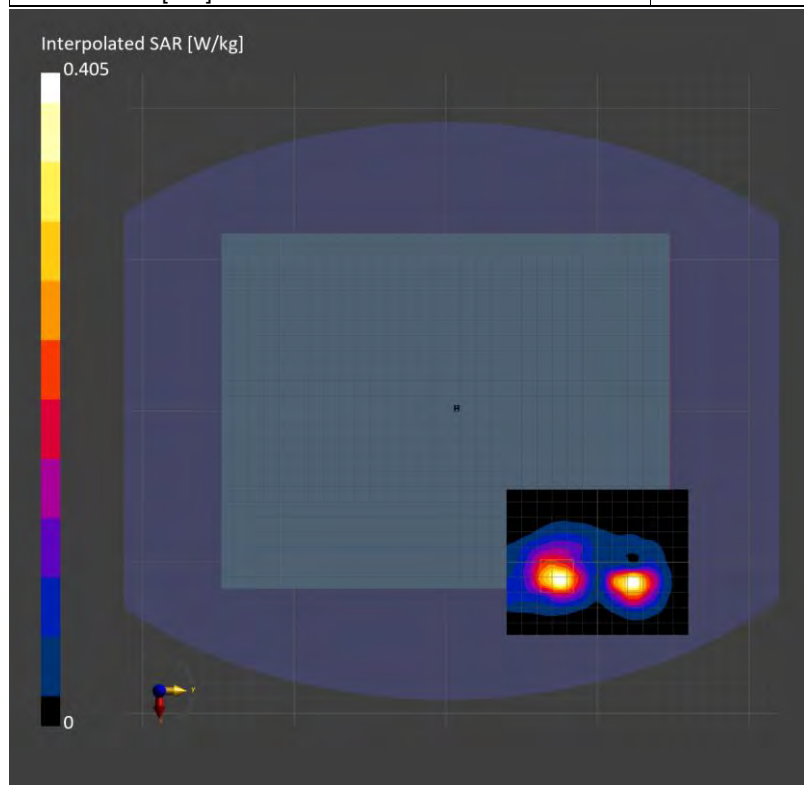
Phantom	Probe, Calibration Date	DAE, Calibration Date
ELI	EX3DV4 - SN7712, 2022-03-21	DAE4 Sn1719, 2022-03-25

### Scans Setup

	Area Scan	Zoom Scan
Grid Extents [mm]	96.0 x 120.0	30.0 x 30.0 x 30.0
Grid Steps [mm]	12.0 x 12.0	5.0 x 5.0 x 5.0
Sensor Surface [mm]	3.0	1.4

### Measurement Results

	Area Scan	Zoom Scan
Date	2023-1-10	2023-1-10
psSAR1g [W/kg]	0.296	0.315
psSAR8g [W/kg]	0.151	0.153
psSAR10g [W/kg]	0.137	0.137
Power Drift [dB]	0.06	0.05
M2/M1 [%]		57.8
Dist 3dB Peak [mm]		6.8



Unless otherwise stated the results shown in this test report refer only to the sample(s) tested and such sample(s) are retained for 90 days only.

除非另有說明，此報告結果僅對測試之樣品負責，同時此樣品僅保留90天。本報告未經本公司書面許可，不可部份複製。

This document is issued by the Company subject to its General Conditions of Service printed overleaf, available on request or accessible at <http://www.sgs.com.tw/Terms-and-Conditions> and for electronic format documents, subject to Terms and Conditions for Electronic Documents at <http://www.sgs.com.tw/Terms-and-Conditions>. Attention is drawn to the limitation of liability, indemnification and jurisdiction issues defined therein. Any holder of this document is advised that information contained hereon reflects the Company's findings at the time of its intervention only and within the limits of Client's instructions, if any. The Company's sole responsibility is to its Client and this document does not exonerate parties to a transaction from exercising all their rights and obligations under the transaction documents. This document cannot be reproduced except in full, without prior written approval of the Company. Any unauthorized alteration, forgery or falsification of the content or appearance of this document is unlawful and offenders may be prosecuted to the fullest extent of the law.

SGS Taiwan Ltd.

No.134,Wu Kung Road, New Taipei Industrial Park, Wuku District, New Taipei City, Taiwan/新北市五股區新北產業園區五工路 134 號

台灣檢驗科技股份有限公司

t (886-2) 2299-3279

f (886-2) 2298-0488

[www.sgs.com.tw](http://www.sgs.com.tw)

Member of SGS Group

ID: 002

Report No. : TESA2212000620EN

Measurement Report\_WLAN 802.11ac(80M) 5.2G\_Body\_Bottom Surface\_CH 42\_0mm\_Main

Ambient temperature: 23.5°C; Liquid temperature: 23.0°C

**Exposure Conditions**

Phantom Section, TSL	Position, Test Distance [mm]	Frequency [MHz], Channel Number	Conversion Factor	TSL Conductivity [S/m]	TSL Permittivity
Flat, HSL	Bottom Surface, 0.00	5210.0, 42	5.94	4.794	36.767

**Hardware Setup**

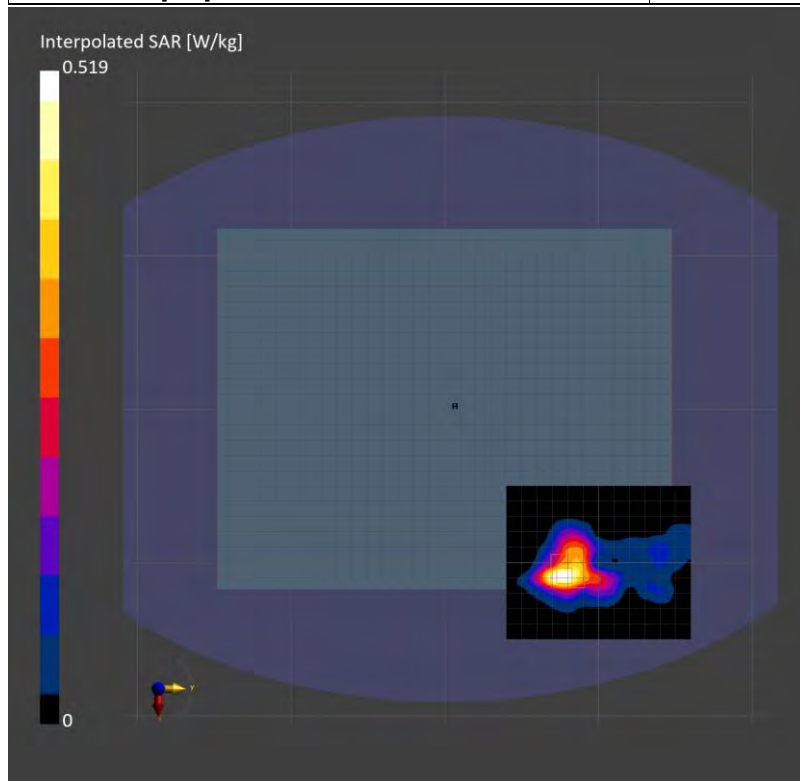
Phantom	Probe, Calibration Date	DAE, Calibration Date
ELI	EX3DV4 - SN7712, 2022-03-21	DAE4 Sn1719, 2022-03-25

**Scans Setup**

	Area Scan	Zoom Scan
Grid Extents [mm]	100.0 x 120.0	24.0 x 24.0 x 22.0
Grid Steps [mm]	10.0 x 10.0	4.0 x 4.0 x 2.0
Sensor Surface [mm]	3.0	1.4

**Measurement Results**

	Area Scan	Zoom Scan
Date	2023-1-10	2023-1-10
psSAR1g [W/kg]	0.371	0.384
psSAR8g [W/kg]	0.158	0.141
psSAR10g [W/kg]	0.142	0.127
Power Drift [dB]	0.05	0.06
M2/M1 [%]		56.8
Dist 3dB Peak [mm]		7.4



Unless otherwise stated the results shown in this test report refer only to the sample(s) tested and such sample(s) are retained for 90 days only.

除非另有說明，此報告結果僅對測試之樣品負責，同時此樣品僅保留90天。本報告未經本公司書面許可，不可部份複製。

This document is issued by the Company subject to its General Conditions of Service printed overleaf, available on request or accessible at <http://www.sgs.com.tw/Terms-and-Conditions> and for electronic format documents, subject to Terms and Conditions for Electronic Documents at <http://www.sgs.com.tw/Terms-and-Conditions>. Attention is drawn to the limitation of liability, indemnification and jurisdiction issues defined therein. Any holder of this document is advised that information contained hereon reflects the Company's findings at the time of its intervention only and within the limits of Client's instructions, if any. The Company's sole responsibility is to its Client and this document does not exonerate parties to a transaction from exercising all their rights and obligations under the transaction documents. This document cannot be reproduced except in full, without prior written approval of the Company. Any unauthorized alteration, forgery or falsification of the content or appearance of this document is unlawful and offenders may be prosecuted to the fullest extent of the law.

SGS Taiwan Ltd.

No.134,Wu Kung Road, New Taipei Industrial Park, Wuku District, New Taipei City, Taiwan/新北市五股區新北產業園區五工路 134 號

台灣檢驗科技股份有限公司

t (886-2) 2299-3279

f (886-2) 2298-0488

www.sgs.com.tw

Member of SGS Group

ID: 003

Report No. : TESA2212000620EN

Measurement Report\_WLAN 802.11n(40M) 5.3G\_Body\_Bottom Surface\_CH 54\_0mm\_Main

Ambient temperature: 23.5°C; Liquid temperature: 23.0°C

**Exposure Conditions**

Phantom Section, TSL	Position, Test Distance [mm]	Frequency [MHz], Channel Number	Conversion Factor	TSL Conductivity [S/m]	TSL Permittivity
Flat, HSL	Bottom Surface, 0.00	5270.0, 54	5.94	4.857	36.699

**Hardware Setup**

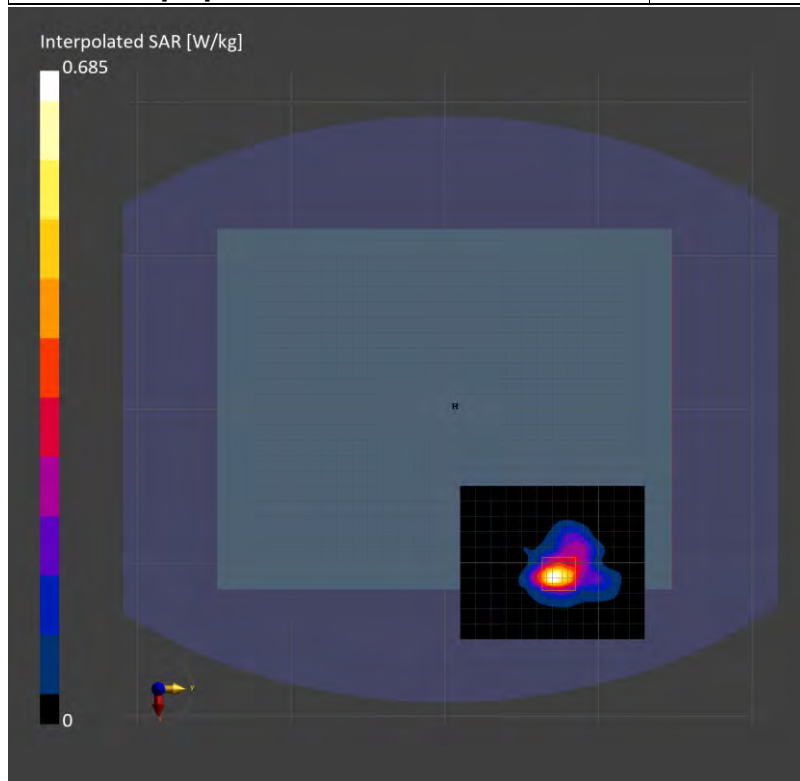
Phantom	Probe, Calibration Date	DAE, Calibration Date
ELI	EX3DV4 - SN7712, 2022-03-21	DAE4 Sn1719, 2022-03-25

**Scans Setup**

	Area Scan	Zoom Scan
Grid Extents [mm]	100.0 x 120.0	24.0 x 24.0 x 22.0
Grid Steps [mm]	10.0 x 10.0	4.0 x 4.0 x 2.0
Sensor Surface [mm]	3.0	1.4

**Measurement Results**

	Area Scan	Zoom Scan
Date	2023-1-10	2023-1-10
psSAR1g [W/kg]	0.450	0.489
psSAR8g [W/kg]	0.173	0.190
psSAR10g [W/kg]	0.153	0.168
Power Drift [dB]	0.03	0.02
M2/M1 [%]		56.2
Dist 3dB Peak [mm]		7.2



Unless otherwise stated the results shown in this test report refer only to the sample(s) tested and such sample(s) are retained for 90 days only.

除非另有說明，此報告結果僅對測試之樣品負責，同時此樣品僅保留90天。本報告未經本公司書面許可，不可部份複製。

This document is issued by the Company subject to its General Conditions of Service printed overleaf, available on request or accessible at <http://www.sgs.com.tw/Terms-and-Conditions> and for electronic format documents, subject to Terms and Conditions for Electronic Documents at <http://www.sgs.com.tw/Terms-and-Conditions>. Attention is drawn to the limitation of liability, indemnification and jurisdiction issues defined therein. Any holder of this document is advised that information contained hereon reflects the Company's findings at the time of its intervention only and within the limits of Client's instructions, if any. The Company's sole responsibility is to its Client and this document does not exonerate parties to a transaction from exercising all their rights and obligations under the transaction documents. This document cannot be reproduced except in full, without prior written approval of the Company. Any unauthorized alteration, forgery or falsification of the content or appearance of this document is unlawful and offenders may be prosecuted to the fullest extent of the law.

SGS Taiwan Ltd.

No.134,Wu Kung Road, New Taipei Industrial Park, Wuku District, New Taipei City, Taiwan/新北市五股區新北產業園區五工路 134 號

台灣檢驗科技股份有限公司

t (886-2) 2299-3279

f (886-2) 2298-0488

www.sgs.com.tw

Member of SGS Group

ID: 004

Report No. : TESA2212000620EN

Measurement Report\_WLAN 802.11ac(80M) 5.6G\_Body\_Bottom Surface\_CH 138\_0mm\_Main

Ambient temperature: 23.3°C; Liquid temperature: 22.8°C

**Exposure Conditions**

Phantom Section, TSL	Position, Test Distance [mm]	Frequency [MHz], Channel Number	Conversion Factor	TSL Conductivity [S/m]	TSL Permittivity
Flat, HSL	Bottom Surface, 0.00	5690.0, 138	5.45	5.299	36.219

**Hardware Setup**

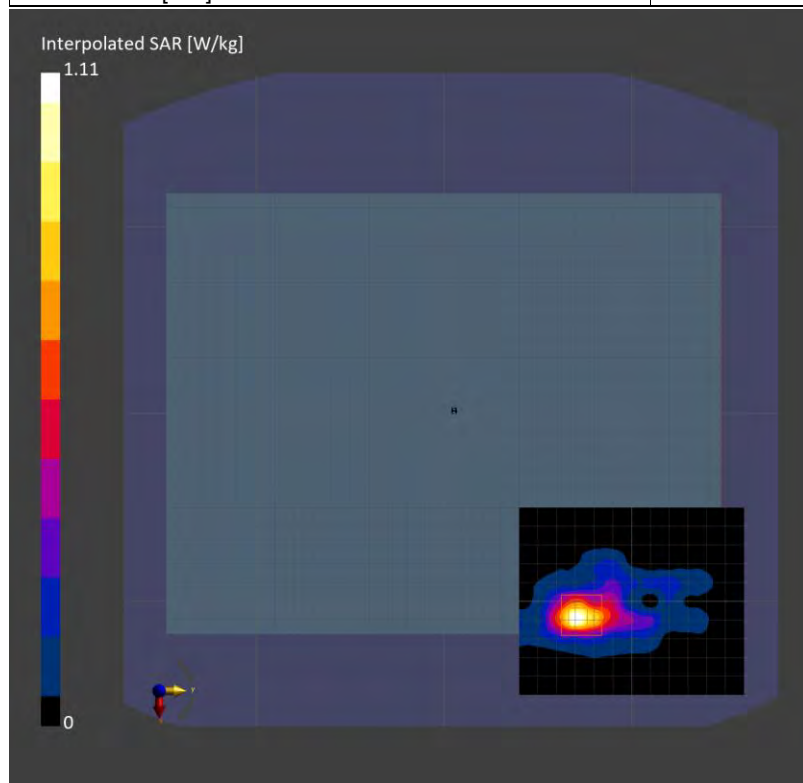
Phantom	Probe, Calibration Date	DAE, Calibration Date
ELI	EX3DV4 - SN7712, 2022-03-21	DAE4 Sn1719, 2022-03-25

**Scans Setup**

	Area Scan	Zoom Scan
Grid Extents [mm]	100.0 x 120.0	24.0 x 24.0 x 22.0
Grid Steps [mm]	10.0 x 10.0	4.0 x 4.0 x 2.0
Sensor Surface [mm]	3.0	1.4

**Measurement Results**

	Area Scan	Zoom Scan
Date	2023-1-11	2023-1-11
psSAR1g [W/kg]	0.758	0.833
psSAR8g [W/kg]	0.290	0.315
psSAR10g [W/kg]	0.257	0.278
Power Drift [dB]	-0.01	-0.02
M2/M1 [%]		52.7
Dist 3dB Peak [mm]		7.2



Unless otherwise stated the results shown in this test report refer only to the sample(s) tested and such sample(s) are retained for 90 days only.

除非另有說明，此報告結果僅對測試之樣品負責，同時此樣品僅保留90天。本報告未經本公司書面許可，不可部份複製。

This document is issued by the Company subject to its General Conditions of Service printed overleaf, available on request or accessible at <http://www.sgs.com.tw/Terms-and-Conditions> and for electronic format documents, subject to Terms and Conditions for Electronic Documents at <http://www.sgs.com.tw/Terms-and-Conditions>. Attention is drawn to the limitation of liability, indemnification and jurisdiction issues defined therein. Any holder of this document is advised that information contained hereon reflects the Company's findings at the time of its intervention only and within the limits of Client's instructions, if any. The Company's sole responsibility is to its Client and this document does not exonerate parties to a transaction from exercising all their rights and obligations under the transaction documents. This document cannot be reproduced except in full, without prior written approval of the Company. Any unauthorized alteration, forgery or falsification of the content or appearance of this document is unlawful and offenders may be prosecuted to the fullest extent of the law.

SGS Taiwan Ltd.

No.134,Wu Kung Road, New Taipei Industrial Park, Wuku District, New Taipei City, Taiwan/新北市五股區新北產業園區五工路 134 號

台灣檢驗科技股份有限公司

t (886-2) 2299-3279

f (886-2) 2298-0488

www.sgs.com.tw

Member of SGS Group

ID: 005

Report No. : TESA2212000620EN

Measurement Report\_WLAN 802.11ac(80M) 5.8G\_Body\_Bottom Surface\_CH 155\_0mm\_Main

Ambient temperature: 23.3°C; Liquid temperature: 22.8°C

**Exposure Conditions**

Phantom Section, TSL	Position, Test Distance [mm]	Frequency [MHz], Channel Number	Conversion Factor	TSL Conductivity [S/m]	TSL Permittivity
Flat, HSL	Bottom Surface, 0.00	5775.0, 155	5.45	5.388	36.122

**Hardware Setup**

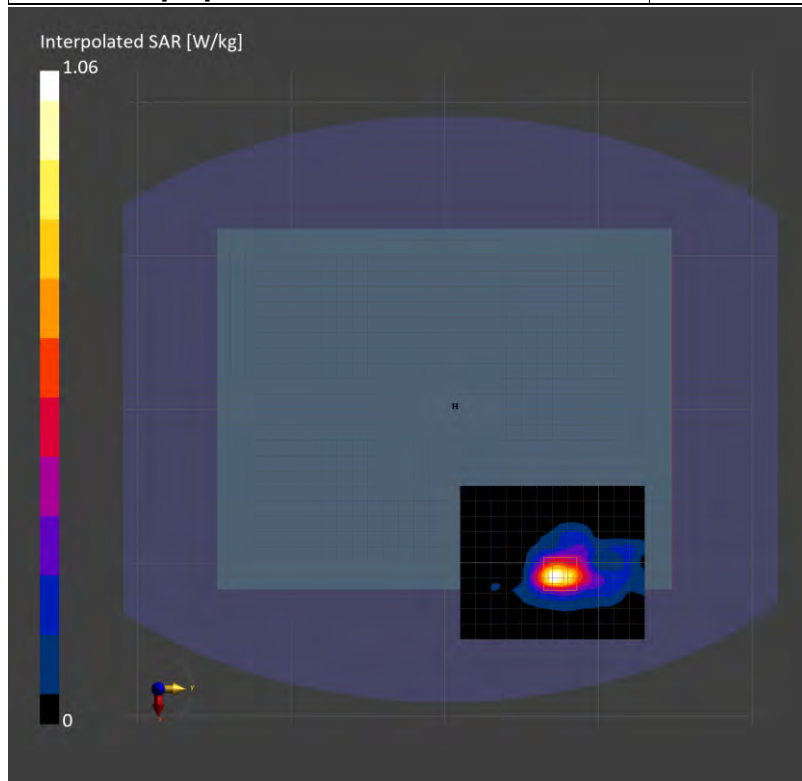
Phantom	Probe, Calibration Date	DAE, Calibration Date
ELI	EX3DV4 - SN7712, 2022-03-21	DAE4 Sn1719, 2022-03-25

**Scans Setup**

	Area Scan	Zoom Scan
Grid Extents [mm]	100.0 x 120.0	24.0 x 24.0 x 22.0
Grid Steps [mm]	10.0 x 10.0	4.0 x 4.0 x 2.0
Sensor Surface [mm]	3.0	1.4

**Measurement Results**

	Area Scan	Zoom Scan
Date	2023-1-11	2023-1-11
psSAR1g [W/kg]	0.731	0.776
psSAR8g [W/kg]	0.286	0.304
psSAR10g [W/kg]	0.254	0.270
Power Drift [dB]	-0.03	-0.04
M2/M1 [%]		52.1
Dist 3dB Peak [mm]		8.0



Unless otherwise stated the results shown in this test report refer only to the sample(s) tested and such sample(s) are retained for 90 days only.

除非另有說明，此報告結果僅對測試之樣品負責，同時此樣品僅保留90天。本報告未經本公司書面許可，不可部份複製。

This document is issued by the Company subject to its General Conditions of Service printed overleaf, available on request or accessible at <http://www.sgs.com.tw/Terms-and-Conditions> and for electronic format documents, subject to Terms and Conditions for Electronic Documents at <http://www.sgs.com.tw/Terms-and-Conditions>. Attention is drawn to the limitation of liability, indemnification and jurisdiction issues defined therein. Any holder of this document is advised that information contained hereon reflects the Company's findings at the time of its intervention only and within the limits of Client's instructions, if any. The Company's sole responsibility is to its Client and this document does not exonerate parties to a transaction from exercising all their rights and obligations under the transaction documents. This document cannot be reproduced except in full, without prior written approval of the Company. Any unauthorized alteration, forgery or falsification of the content or appearance of this document is unlawful and offenders may be prosecuted to the fullest extent of the law.

SGS Taiwan Ltd.

No.134,Wu Kung Road, New Taipei Industrial Park, Wuku District, New Taipei City, Taiwan/新北市五股區新北產業園區五工路 134 號

台灣檢驗科技股份有限公司

t (886-2) 2299-3279

f (886-2) 2298-0488

www.sgs.com.tw

Member of SGS Group

ID: 006

Report No. : TESA2212000620EN

Measurement Report\_WLAN 802.11ac(80M) 5.9G\_Body\_Bottom Surface\_CH 171\_0mm\_Main

Ambient temperature: 23.3°C; Liquid temperature: 22.8°C

**Exposure Conditions**

Phantom Section, TSL	Position, Test Distance [mm]	Frequency [MHz], Channel Number	Conversion Factor	TSL Conductivity [S/m]	TSL Permittivity
Flat, HSL	Bottom Surface, 0.00	5855.0, 171	5.45	5.472	36.03

**Hardware Setup**

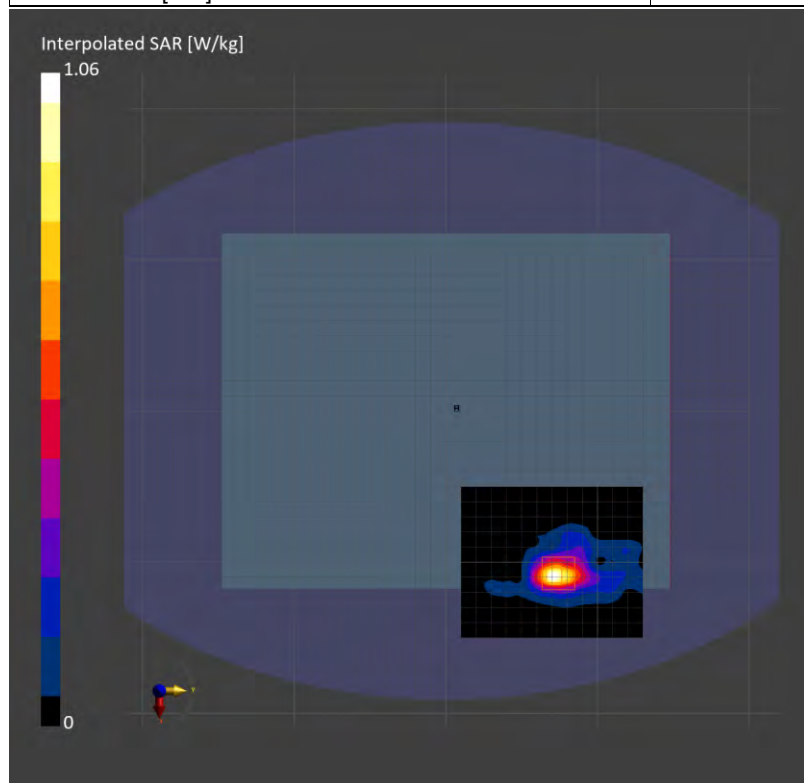
Phantom	Probe, Calibration Date	DAE, Calibration Date
ELI	EX3DV4 - SN7712, 2022-03-21	DAE4 Sn1719, 2022-03-25

**Scans Setup**

	Area Scan	Zoom Scan
Grid Extents [mm]	100.0 x 120.0	24.0 x 24.0 x 22.0
Grid Steps [mm]	10.0 x 10.0	4.0 x 4.0 x 2.0
Sensor Surface [mm]	3.0	1.4

**Measurement Results**

	Area Scan	Zoom Scan
Date	2023-1-11	2023-1-11
psSAR1g [W/kg]	0.726	0.776
psSAR8g [W/kg]	0.279	0.301
psSAR10g [W/kg]	0.247	0.266
Power Drift [dB]	-0.05	-0.03
M2/M1 [%]		50.9
Dist 3dB Peak [mm]		7.9



Unless otherwise stated the results shown in this test report refer only to the sample(s) tested and such sample(s) are retained for 90 days only.

除非另有說明，此報告結果僅對測試之樣品負責，同時此樣品僅保留90天。本報告未經本公司書面許可，不可部份複製。

This document is issued by the Company subject to its General Conditions of Service printed overleaf, available on request or accessible at <http://www.sgs.com.tw/Terms-and-Conditions> and for electronic format documents, subject to Terms and Conditions for Electronic Documents at <http://www.sgs.com.tw/Terms-and-Conditions>. Attention is drawn to the limitation of liability, indemnification and jurisdiction issues defined therein. Any holder of this document is advised that information contained hereon reflects the Company's findings at the time of its intervention only and within the limits of Client's instructions, if any. The Company's sole responsibility is to its Client and this document does not exonerate parties to a transaction from exercising all their rights and obligations under the transaction documents. This document cannot be reproduced except in full, without prior written approval of the Company. Any unauthorized alteration, forgery or falsification of the content or appearance of this document is unlawful and offenders may be prosecuted to the fullest extent of the law.

SGS Taiwan Ltd.

No.134,Wu Kung Road, New Taipei Industrial Park, Wuku District, New Taipei City, Taiwan/新北市五股區新北產業園區五工路 134 號

台灣檢驗科技股份有限公司

t (886-2) 2299-3279

f (886-2) 2298-0488

www.sgs.com.tw

Member of SGS Group



ID: 007

Report No. : TESA2212000620EN

Measurement Report\_WLAN 802.11ac(160M) 5.9G\_Body\_Bottom Surface\_CH 163\_0mm\_Main

Ambient temperature: 23.3°C; Liquid temperature: 22.8°C

**Exposure Conditions**

Phantom Section, TSL	Position, Test Distance [mm]	Frequency [MHz], Channel Number	Conversion Factor	TSL Conductivity [S/m]	TSL Permittivity
Flat, HSL	Bottom Surface, 0.00	5815.0, 163	5.45	5.43	36.076

**Hardware Setup**

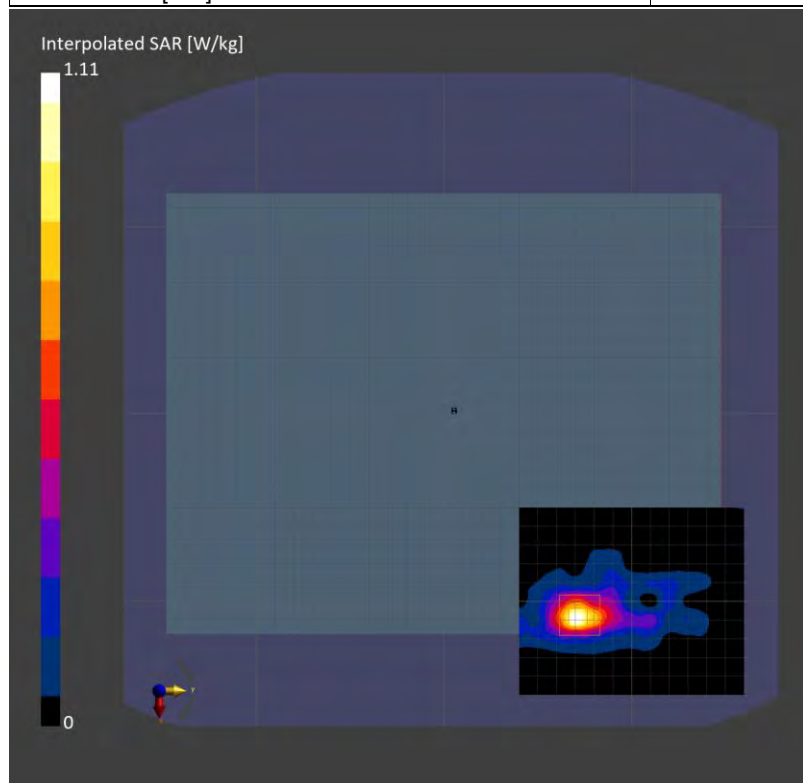
Phantom	Probe, Calibration Date	DAE, Calibration Date
ELI	EX3DV4 - SN7712, 2022-03-21	DAE4 Sn1719, 2022-03-25

**Scans Setup**

	Area Scan	Zoom Scan
Grid Extents [mm]	100.0 x 120.0	24.0 x 24.0 x 22.0
Grid Steps [mm]	10.0 x 10.0	4.0 x 4.0 x 2.0
Sensor Surface [mm]	3.0	1.4

**Measurement Results**

	Area Scan	Zoom Scan
Date	2023-1-11	2023-1-11
psSAR1g [W/kg]	0.757	0.810
psSAR8g [W/kg]	0.287	0.307
psSAR10g [W/kg]	0.254	0.270
Power Drift [dB]	-0.01	0.05
M2/M1 [%]		51.3
Dist 3dB Peak [mm]		7.3



Unless otherwise stated the results shown in this test report refer only to the sample(s) tested and such sample(s) are retained for 90 days only.

除非另有說明，此報告結果僅對測試之樣品負責，同時此樣品僅保留90天。本報告未經本公司書面許可，不可部份複製。

This document is issued by the Company subject to its General Conditions of Service printed overleaf, available on request or accessible at <http://www.sgs.com.tw/Terms-and-Conditions> and for electronic format documents, subject to Terms and Conditions for Electronic Documents at <http://www.sgs.com.tw/Terms-and-Conditions>. Attention is drawn to the limitation of liability, indemnification and jurisdiction issues defined therein. Any holder of this document is advised that information contained hereon reflects the Company's findings at the time of its intervention only and within the limits of Client's instructions, if any. The Company's sole responsibility is to its Client and this document does not exonerate parties to a transaction from exercising all their rights and obligations under the transaction documents. This document cannot be reproduced except in full, without prior written approval of the Company. Any unauthorized alteration, forgery or falsification of the content or appearance of this document is unlawful and offenders may be prosecuted to the fullest extent of the law.

SGS Taiwan Ltd.

No.134,Wu Kung Road, New Taipei Industrial Park, Wuku District, New Taipei City, Taiwan/新北市五股區新北產業園區五工路 134 號

台灣檢驗科技股份有限公司

t (886-2) 2299-3279

f (886-2) 2298-0488

[www.sgs.com.tw](http://www.sgs.com.tw)

Member of SGS Group



ID: 008

Report No. : TESA2212000620EN

Measurement Report\_WLAN 802.11b\_Body\_Bottom Surface\_CH 11\_0mm\_Aux

Ambient temperature: 23.6°C; Liquid temperature: 23.1°C

**Exposure Conditions**

Phantom Section, TSL	Position, Test Distance [mm]	Frequency [MHz], Channel Number	Conversion Factor	TSL Conductivity [S/m]	TSL Permittivity
Flat, HSL	Bottom Surface, 0.00	2462.0, 11	8.16	1.885	39.978

**Hardware Setup**

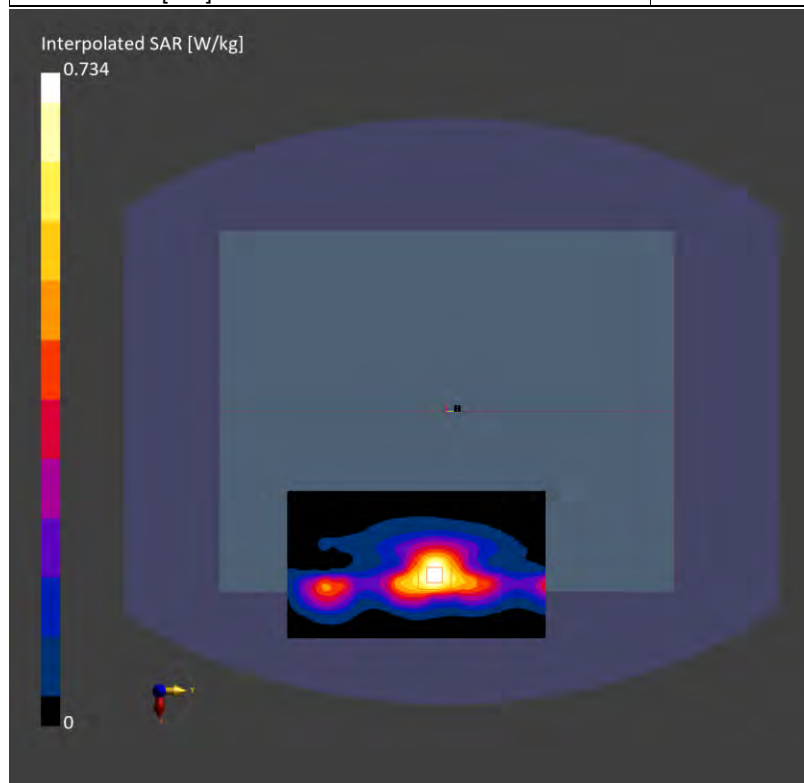
Phantom	Probe, Calibration Date	DAE, Calibration Date
ELI	EX3DV4 - SN7712, 2022-03-21	DAE4 Sn1719, 2022-03-25

**Scans Setup**

	Area Scan	Zoom Scan
Grid Extents [mm]	96.0 x 168.0	30.0 x 30.0 x 30.0
Grid Steps [mm]	12.0 x 12.0	5.0 x 5.0 x 5.0
Sensor Surface [mm]	3.0	1.4

**Measurement Results**

	Area Scan	Zoom Scan
Date	2023-1-10	2023-1-10
psSAR1g [W/kg]	0.598	0.647
psSAR8g [W/kg]	0.341	0.350
psSAR10g [W/kg]	0.314	0.322
Power Drift [dB]	0.05	0.03
M2/M1 [%]		56.3
Dist 3dB Peak [mm]		10.0



Unless otherwise stated the results shown in this test report refer only to the sample(s) tested and such sample(s) are retained for 90 days only.

除非另有說明，此報告結果僅對測試之樣品負責，同時此樣品僅保留90天。本報告未經本公司書面許可，不可部份複製。

This document is issued by the Company subject to its General Conditions of Service printed overleaf, available on request or accessible at <http://www.sgs.com.tw/Terms-and-Conditions> and for electronic format documents, subject to Terms and Conditions for Electronic Documents at <http://www.sgs.com.tw/Terms-and-Conditions>. Attention is drawn to the limitation of liability, indemnification and jurisdiction issues defined therein. Any holder of this document is advised that information contained hereon reflects the Company's findings at the time of its intervention only and within the limits of Client's instructions, if any. The Company's sole responsibility is to its Client and this document does not exonerate parties to a transaction from exercising all their rights and obligations under the transaction documents. This document cannot be reproduced except in full, without prior written approval of the Company. Any unauthorized alteration, forgery or falsification of the content or appearance of this document is unlawful and offenders may be prosecuted to the fullest extent of the law.

SGS Taiwan Ltd.

No.134,Wu Kung Road, New Taipei Industrial Park, Wuku District, New Taipei City, Taiwan/新北市五股區新北產業園區五工路 134 號

台灣檢驗科技股份有限公司

t (886-2) 2299-3279

f (886-2) 2298-0488

[www.sgs.com.tw](http://www.sgs.com.tw)

Member of SGS Group

ID: 009

Report No. : TESA2212000620EN

Measurement Report\_Bluetooth(GFSK)\_Body\_Bottom\_Surface\_CH 78\_0mm\_Aux

Ambient temperature: 23.6°C; Liquid temperature: 23.1°C

**Exposure Conditions**

Phantom Section, TSL	Position, Test Distance [mm]	Frequency [MHz], Channel Number	Conversion Factor	TSL Conductivity [S/m]	TSL Permittivity
Flat, HSL	Bottom Surface, 0.00	2480.0, 78	8.16	1.902	39.955

**Hardware Setup**

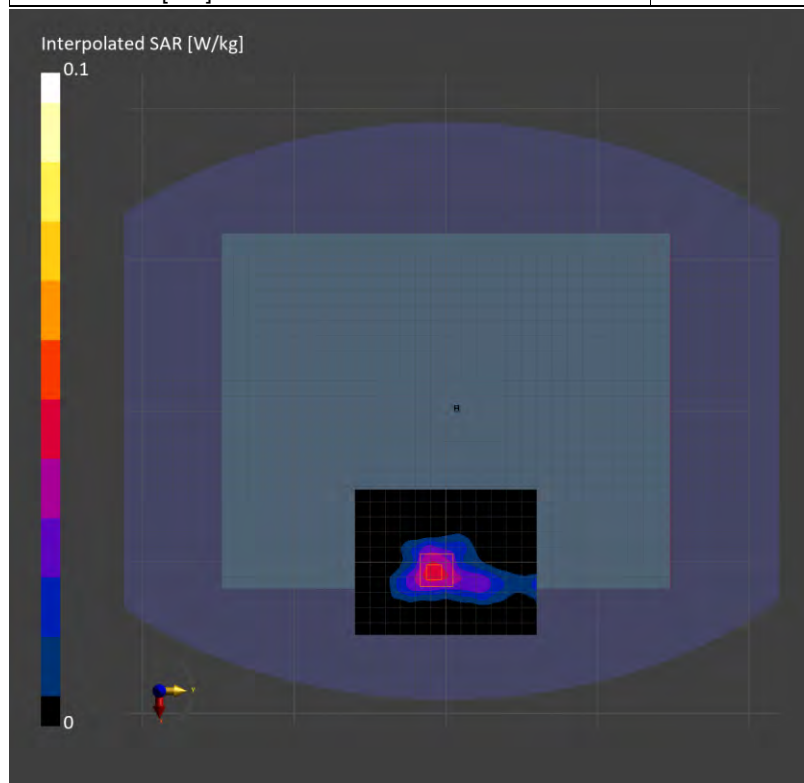
Phantom	Probe, Calibration Date	DAE, Calibration Date
ELI	EX3DV4 - SN7712, 2022-03-21	DAE4 Sn1719, 2022-03-25

**Scans Setup**

	Area Scan	Zoom Scan
Grid Extents [mm]	96.0 x 120.0	30.0 x 30.0 x 30.0
Grid Steps [mm]	12.0 x 12.0	5.0 x 5.0 x 5.0
Sensor Surface [mm]	3.0	1.4

**Measurement Results**

	Area Scan	Zoom Scan
Date	2023-1-10	2023-1-10
psSAR1g [W/kg]	0.038	0.042
psSAR8g [W/kg]	0.022	0.022
psSAR10g [W/kg]	0.020	0.020
Power Drift [dB]	0.02	-0.03
M2/M1 [%]		53.2
Dist 3dB Peak [mm]		9.3



Unless otherwise stated the results shown in this test report refer only to the sample(s) tested and such sample(s) are retained for 90 days only.

除非另有說明，此報告結果僅對測試之樣品負責，同時此樣品僅保留90天。本報告未經本公司書面許可，不可部份複製。

This document is issued by the Company subject to its General Conditions of Service printed overleaf, available on request or accessible at <http://www.sgs.com.tw/Terms-and-Conditions> and for electronic format documents, subject to Terms and Conditions for Electronic Documents at <http://www.sgs.com.tw/Terms-and-Conditions>. Attention is drawn to the limitation of liability, indemnification and jurisdiction issues defined therein. Any holder of this document is advised that information contained hereon reflects the Company's findings at the time of its intervention only and within the limits of Client's instructions, if any. The Company's sole responsibility is to its Client and this document does not exonerate parties to a transaction from exercising all their rights and obligations under the transaction documents. This document cannot be reproduced except in full, without prior written approval of the Company. Any unauthorized alteration, forgery or falsification of the content or appearance of this document is unlawful and offenders may be prosecuted to the fullest extent of the law.

SGS Taiwan Ltd.

No.134,Wu Kung Road, New Taipei Industrial Park, Wuku District, New Taipei City, Taiwan/新北市五股區新北產業園區五工路 134 號

台灣檢驗科技股份有限公司

t (886-2) 2299-3279

f (886-2) 2298-0488

www.sgs.com.tw

Member of SGS Group

ID: 010

Report No. : TESA2212000620EN

Measurement Report\_WLAN 802.11n(40M) 5.2G\_Body\_Bottom Surface\_CH 46\_0mm\_Aux

Ambient temperature: 23.5°C; Liquid temperature: 23.0°C

**Exposure Conditions**

Phantom Section, TSL	Position, Test Distance [mm]	Frequency [MHz], Channel Number	Conversion Factor	TSL Conductivity [S/m]	TSL Permittivity
Flat, HSL	Bottom Surface, 0.00	5230.0, 46	5.94	4.815	36.744

**Hardware Setup**

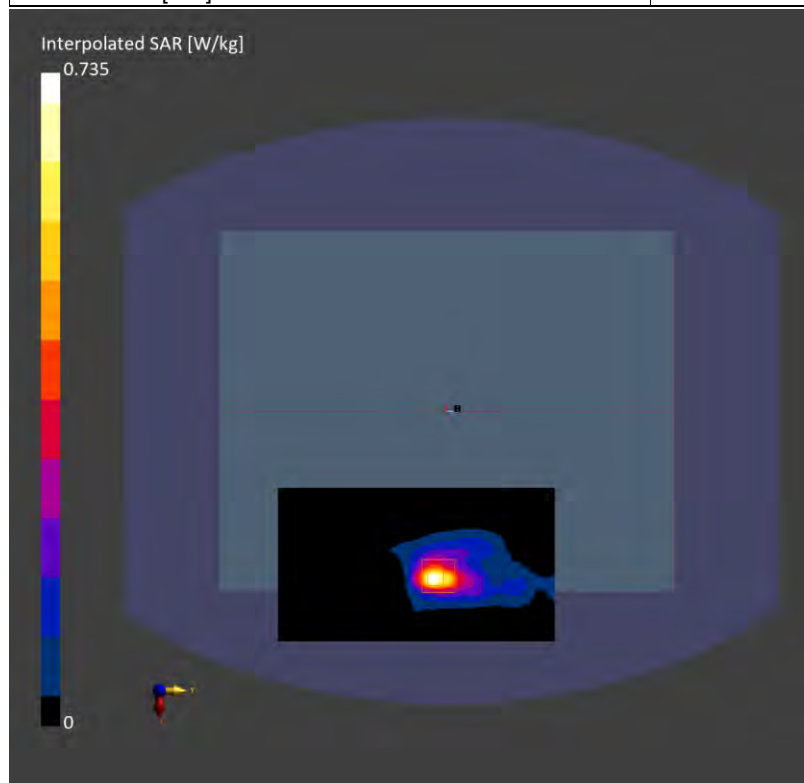
Phantom	Probe, Calibration Date	DAE, Calibration Date
ELI	EX3DV4 - SN7712, 2022-03-21	DAE4 Sn1719, 2022-03-25

**Scans Setup**

	Area Scan	Zoom Scan
Grid Extents [mm]	100.0 x 180.0	24.0 x 24.0 x 22.0
Grid Steps [mm]	10.0 x 10.0	4.0 x 4.0 x 2.0
Sensor Surface [mm]	3.0	1.4

**Measurement Results**

	Area Scan	Zoom Scan
Date	2023-1-10	2023-1-10
psSAR1g [W/kg]	0.487	0.539
psSAR8g [W/kg]	0.190	0.214
psSAR10g [W/kg]	0.168	0.190
Power Drift [dB]	0.03	0.01
M2/M1 [%]		56.5
Dist 3dB Peak [mm]		7.3



Unless otherwise stated the results shown in this test report refer only to the sample(s) tested and such sample(s) are retained for 90 days only.

除非另有說明，此報告結果僅對測試之樣品負責，同時此樣品僅保留90天。本報告未經本公司書面許可，不可部份複製。

This document is issued by the Company subject to its General Conditions of Service printed overleaf, available on request or accessible at <http://www.sgs.com.tw/Terms-and-Conditions> and for electronic format documents, subject to Terms and Conditions for Electronic Documents at <http://www.sgs.com.tw/Terms-and-Conditions>. Attention is drawn to the limitation of liability, indemnification and jurisdiction issues defined therein. Any holder of this document is advised that information contained hereon reflects the Company's findings at the time of its intervention only and within the limits of Client's instructions, if any. The Company's sole responsibility is to its Client and this document does not exonerate parties to a transaction from exercising all their rights and obligations under the transaction documents. This document cannot be reproduced except in full, without prior written approval of the Company. Any unauthorized alteration, forgery or falsification of the content or appearance of this document is unlawful and offenders may be prosecuted to the fullest extent of the law.

SGS Taiwan Ltd.

No.134,Wu Kung Road, New Taipei Industrial Park, Wuku District, New Taipei City, Taiwan/新北市五股區新北產業園區五工路 134 號

台灣檢驗科技股份有限公司

t (886-2) 2299-3279

f (886-2) 2298-0488

[www.sgs.com.tw](http://www.sgs.com.tw)

Member of SGS Group

ID: 011

Report No. : TESA2212000620EN

Measurement Report\_WLAN 802.11n(40M) 5.3G\_Body\_Bottom Surface\_CH 54\_0mm\_Aux

Ambient temperature: 23.5°C; Liquid temperature: 23.0°C

**Exposure Conditions**

Phantom Section, TSL	Position, Test Distance [mm]	Frequency [MHz], Channel Number	Conversion Factor	TSL Conductivity [S/m]	TSL Permittivity
Flat, HSL	Bottom Surface, 0.00	5270.0, 54	5.94	4.857	36.699

**Hardware Setup**

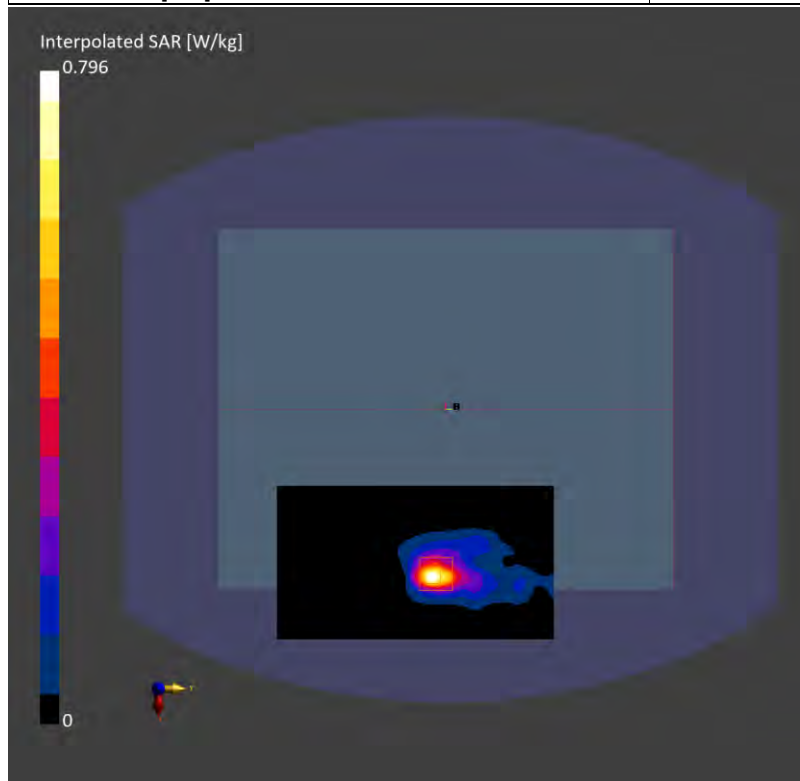
Phantom	Probe, Calibration Date	DAE, Calibration Date
ELI	EX3DV4 - SN7712, 2022-03-21	DAE4 Sn1719, 2022-03-25

**Scans Setup**

	Area Scan	Zoom Scan
Grid Extents [mm]	100.0 x 180.0	24.0 x 24.0 x 22.0
Grid Steps [mm]	10.0 x 10.0	4.0 x 4.0 x 2.0
Sensor Surface [mm]	3.0	1.4

**Measurement Results**

	Area Scan	Zoom Scan
Date	2023-1-10	2023-1-10
psSAR1g [W/kg]	0.524	0.566
psSAR8g [W/kg]	0.202	0.221
psSAR10g [W/kg]	0.179	0.195
Power Drift [dB]	0.02	0.03
M2/M1 [%]		55.7
Dist 3dB Peak [mm]		7.3



Unless otherwise stated the results shown in this test report refer only to the sample(s) tested and such sample(s) are retained for 90 days only.

除非另有說明，此報告結果僅對測試之樣品負責，同時此樣品僅保留90天。本報告未經本公司書面許可，不可部份複製。

This document is issued by the Company subject to its General Conditions of Service printed overleaf, available on request or accessible at <http://www.sgs.com.tw/Terms-and-Conditions> and for electronic format documents, subject to Terms and Conditions for Electronic Documents at <http://www.sgs.com.tw/Terms-and-Conditions>. Attention is drawn to the limitation of liability, indemnification and jurisdiction issues defined therein. Any holder of this document is advised that information contained hereon reflects the Company's findings at the time of its intervention only and within the limits of Client's instructions, if any. The Company's sole responsibility is to its Client and this document does not exonerate parties to a transaction from exercising all their rights and obligations under the transaction documents. This document cannot be reproduced except in full, without prior written approval of the Company. Any unauthorized alteration, forgery or falsification of the content or appearance of this document is unlawful and offenders may be prosecuted to the fullest extent of the law.

SGS Taiwan Ltd.

No.134,Wu Kung Road, New Taipei Industrial Park, Wuku District, New Taipei City, Taiwan/新北市五股區新北產業園區五工路 134 號

台灣檢驗科技股份有限公司

t (886-2) 2299-3279

f (886-2) 2298-0488

[www.sgs.com.tw](http://www.sgs.com.tw)

Member of SGS Group

ID: 012

Report No. : TESA2212000620EN

Measurement Report\_WLAN 802.11ac(160M) 5.6G\_Body\_Bottom Surface\_CH 114\_0mm\_Aux

Ambient temperature: 23.3°C; Liquid temperature: 22.8°C

**Exposure Conditions**

Phantom Section, TSL	Position, Test Distance [mm]	Frequency [MHz], Channel Number	Conversion Factor	TSL Conductivity [S/m]	TSL Permittivity
Flat, HSL	Bottom Surface, 0.00	5570.0, 114	5.29	5.173	36.356

**Hardware Setup**

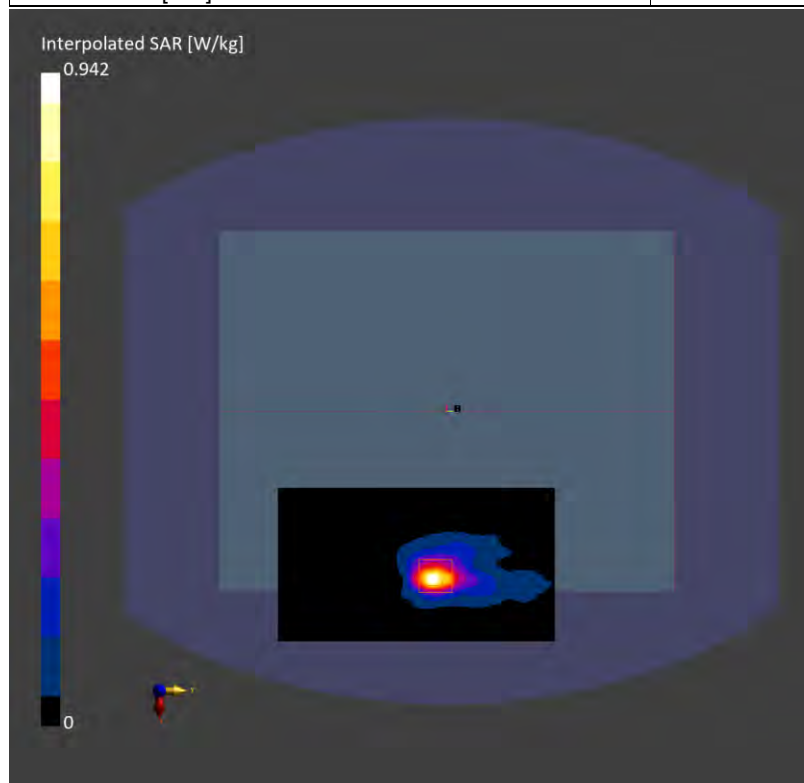
Phantom	Probe, Calibration Date	DAE, Calibration Date
ELI	EX3DV4 - SN7712, 2022-03-21	DAE4 Sn1719, 2022-03-25

**Scans Setup**

	Area Scan	Zoom Scan
Grid Extents [mm]	100.0 x 180.0	24.0 x 24.0 x 22.0
Grid Steps [mm]	10.0 x 10.0	4.0 x 4.0 x 2.0
Sensor Surface [mm]	3.0	1.4

**Measurement Results**

	Area Scan	Zoom Scan
Date	2023-1-11	2023-1-11
psSAR1g [W/kg]	0.622	0.684
psSAR8g [W/kg]	0.234	0.261
psSAR10g [W/kg]	0.206	0.230
Power Drift [dB]	0.05	0.03
M2/M1 [%]		54.0
Dist 3dB Peak [mm]		7.2



Unless otherwise stated the results shown in this test report refer only to the sample(s) tested and such sample(s) are retained for 90 days only.

除非另有說明，此報告結果僅對測試之樣品負責，同時此樣品僅保留90天。本報告未經本公司書面許可，不可部份複製。

This document is issued by the Company subject to its General Conditions of Service printed overleaf, available on request or accessible at <http://www.sgs.com.tw/Terms-and-Conditions> and for electronic format documents, subject to Terms and Conditions for Electronic Documents at <http://www.sgs.com.tw/Terms-and-Conditions>. Attention is drawn to the limitation of liability, indemnification and jurisdiction issues defined therein. Any holder of this document is advised that information contained hereon reflects the Company's findings at the time of its intervention only and within the limits of Client's instructions, if any. The Company's sole responsibility is to its Client and this document does not exonerate parties to a transaction from exercising all their rights and obligations under the transaction documents. This document cannot be reproduced except in full, without prior written approval of the Company. Any unauthorized alteration, forgery or falsification of the content or appearance of this document is unlawful and offenders may be prosecuted to the fullest extent of the law.

SGS Taiwan Ltd.

No.134,Wu Kung Road, New Taipei Industrial Park, Wuku District, New Taipei City, Taiwan/新北市五股區新北產業園區五工路 134 號

台灣檢驗科技股份有限公司

t (886-2) 2299-3279

f (886-2) 2298-0488

[www.sgs.com.tw](http://www.sgs.com.tw)

Member of SGS Group

ID: 013

Report No. : TESA2212000620EN

Measurement Report\_WLAN 802.11ac(80M) 5.8G\_Body\_Bottom Surface\_CH 155\_0mm\_Aux

Ambient temperature: 23.3°C; Liquid temperature: 22.8°C

**Exposure Conditions**

Phantom Section, TSL	Position, Test Distance [mm]	Frequency [MHz], Channel Number	Conversion Factor	TSL Conductivity [S/m]	TSL Permittivity
Flat, HSL	Bottom Surface, 0.00	5775.0, 155	5.45	5.388	36.122

**Hardware Setup**

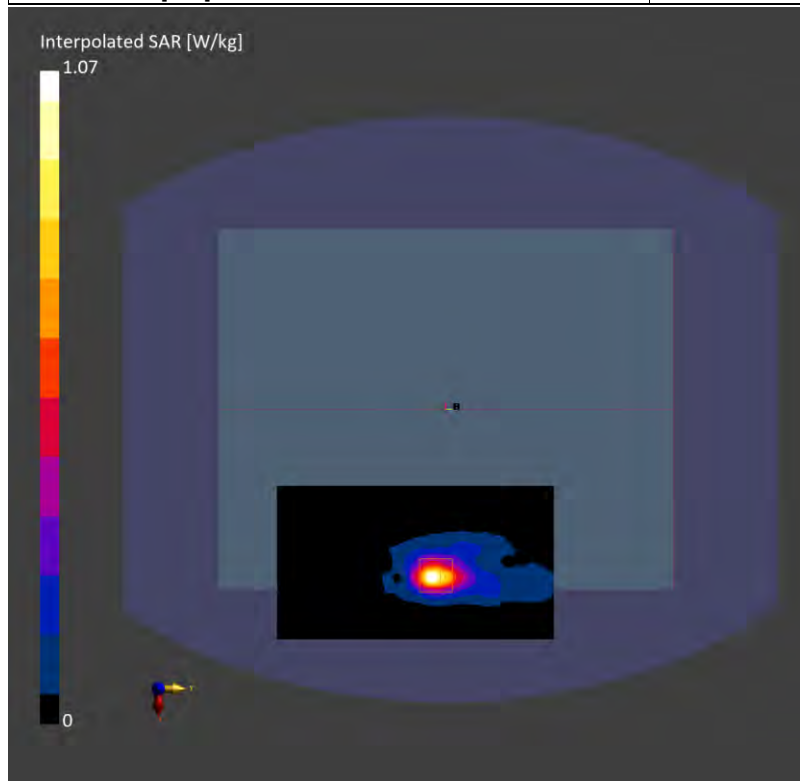
Phantom	Probe, Calibration Date	DAE, Calibration Date
ELI	EX3DV4 - SN7712, 2022-03-21	DAE4 Sn1719, 2022-03-25

**Scans Setup**

	Area Scan	Zoom Scan
Grid Extents [mm]	100.0 x 180.0	24.0 x 24.0 x 22.0
Grid Steps [mm]	10.0 x 10.0	4.0 x 4.0 x 2.0
Sensor Surface [mm]	3.0	1.4

**Measurement Results**

	Area Scan	Zoom Scan
Date	2023-1-11	2023-1-11
psSAR1g [W/kg]	0.715	0.771
psSAR8g [W/kg]	0.269	0.294
psSAR10g [W/kg]	0.237	0.258
Power Drift [dB]	0.01	-0.01
M2/M1 [%]		53.3
Dist 3dB Peak [mm]		7.4



Unless otherwise stated the results shown in this test report refer only to the sample(s) tested and such sample(s) are retained for 90 days only.  
除非另有說明，此報告結果僅對測試之樣品負責，同時此樣品僅保留90天。本報告未經本公司書面許可，不可部份複製。

This document is issued by the Company subject to its General Conditions of Service printed overleaf, available on request or accessible at <http://www.sgs.com.tw/Terms-and-Conditions> and for electronic format documents, subject to Terms and Conditions for Electronic Documents at <http://www.sgs.com.tw/Terms-and-Conditions>. Attention is drawn to the limitation of liability, indemnification and jurisdiction issues defined therein. Any holder of this document is advised that information contained hereon reflects the Company's findings at the time of its intervention only and within the limits of Client's instructions, if any. The Company's sole responsibility is to its Client and this document does not exonerate parties to a transaction from exercising all their rights and obligations under the transaction documents. This document cannot be reproduced except in full, without prior written approval of the Company. Any unauthorized alteration, forgery or falsification of the content or appearance of this document is unlawful and offenders may be prosecuted to the fullest extent of the law.

SGS Taiwan Ltd.

No.134,Wu Kung Road, New Taipei Industrial Park, Wuku District, New Taipei City, Taiwan/新北市五股區新北產業園區五工路 134 號

台灣檢驗科技股份有限公司

t (886-2) 2299-3279

f (886-2) 2298-0488

[www.sgs.com.tw](http://www.sgs.com.tw)

Member of SGS Group

ID: 014

Report No. : TESA2212000620EN

Measurement Report\_WLAN 802.11ac(160M) 5.9G\_Body\_Bottom Surface\_CH 163\_0mm\_Aux

Ambient temperature: 23.3°C; Liquid temperature: 22.8°C

**Exposure Conditions**

Phantom Section, TSL	Position, Test Distance [mm]	Frequency [MHz], Channel Number	Conversion Factor	TSL Conductivity [S/m]	TSL Permittivity
Flat, HSL	Bottom Surface, 0.00	5815.0, 163	5.45	5.43	36.076

**Hardware Setup**

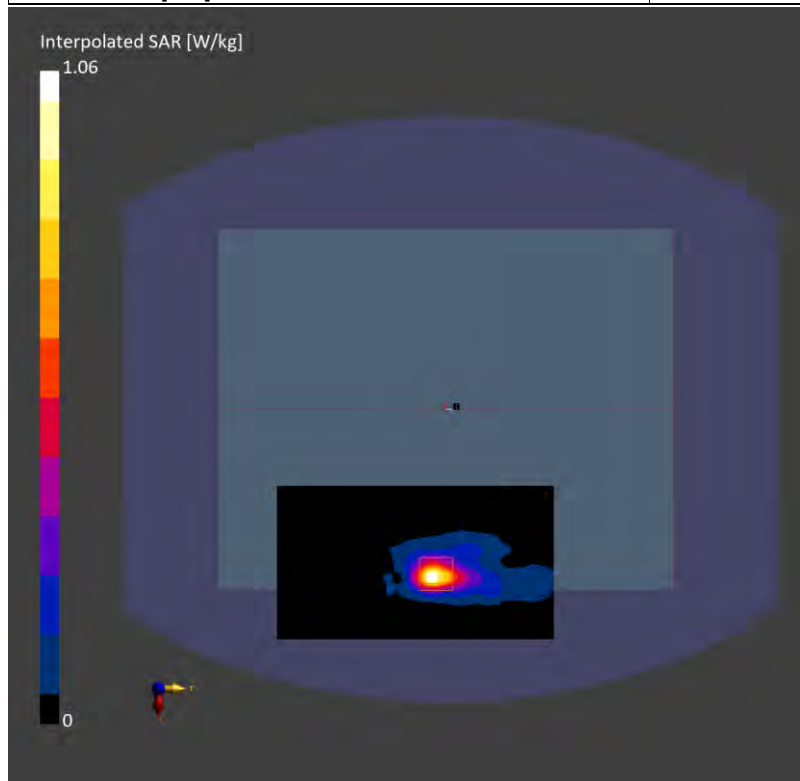
Phantom	Probe, Calibration Date	DAE, Calibration Date
ELI	EX3DV4 - SN7712, 2022-03-21	DAE4 Sn1719, 2022-03-25

**Scans Setup**

	Area Scan	Zoom Scan
Grid Extents [mm]	100.0 x 180.0	24.0 x 24.0 x 22.0
Grid Steps [mm]	10.0 x 10.0	4.0 x 4.0 x 2.0
Sensor Surface [mm]	3.0	1.4

**Measurement Results**

	Area Scan	Zoom Scan
Date	2023-1-11	2023-1-11
psSAR1g [W/kg]	0.709	0.753
psSAR8g [W/kg]	0.265	0.286
psSAR10g [W/kg]	0.234	0.251
Power Drift [dB]	0.01	0.03
M2/M1 [%]		51.2
Dist 3dB Peak [mm]		7.3



Unless otherwise stated the results shown in this test report refer only to the sample(s) tested and such sample(s) are retained for 90 days only.  
除非另有說明，此報告結果僅對測試之樣品負責，同時此樣品僅保留90天。本報告未經本公司書面許可，不可部份複製。

This document is issued by the Company subject to its General Conditions of Service printed overleaf, available on request or accessible at <http://www.sgs.com.tw/Terms-and-Conditions> and for electronic format documents, subject to Terms and Conditions for Electronic Documents at <http://www.sgs.com.tw/Terms-and-Conditions>. Attention is drawn to the limitation of liability, indemnification and jurisdiction issues defined therein. Any holder of this document is advised that information contained hereon reflects the Company's findings at the time of its intervention only and within the limits of Client's instructions, if any. The Company's sole responsibility is to its Client and this document does not exonerate parties to a transaction from exercising all their rights and obligations under the transaction documents. This document cannot be reproduced except in full, without prior written approval of the Company. Any unauthorized alteration, forgery or falsification of the content or appearance of this document is unlawful and offenders may be prosecuted to the fullest extent of the law.

SGS Taiwan Ltd.

No.134,Wu Kung Road, New Taipei Industrial Park, Wuku District, New Taipei City, Taiwan/新北市五股區新北產業園區五工路 134 號

台灣檢驗科技股份有限公司

t (886-2) 2299-3279

f (886-2) 2298-0488

[www.sgs.com.tw](http://www.sgs.com.tw)

Member of SGS Group



ID: 015

Report No. : TESA2212000620EN

Measurement Report\_U-NII-5 6.2GHz 802.11ax(160M)\_Body\_Bottom Surface\_CH 15\_0mm\_Main

Ambient temperature: 23.3°C; Liquid temperature: 22.7°C

**Exposure Conditions**

Phantom Section, TSL	Position, Test Distance [mm]	Frequency [MHz], Channel Number	Conversion Factor	TSL Conductivity [S/m]	TSL Permittivity
Flat, HSL	Bottom Surface, 0.00	6025.0, 15	5.6	5.652	35.834

**Hardware Setup**

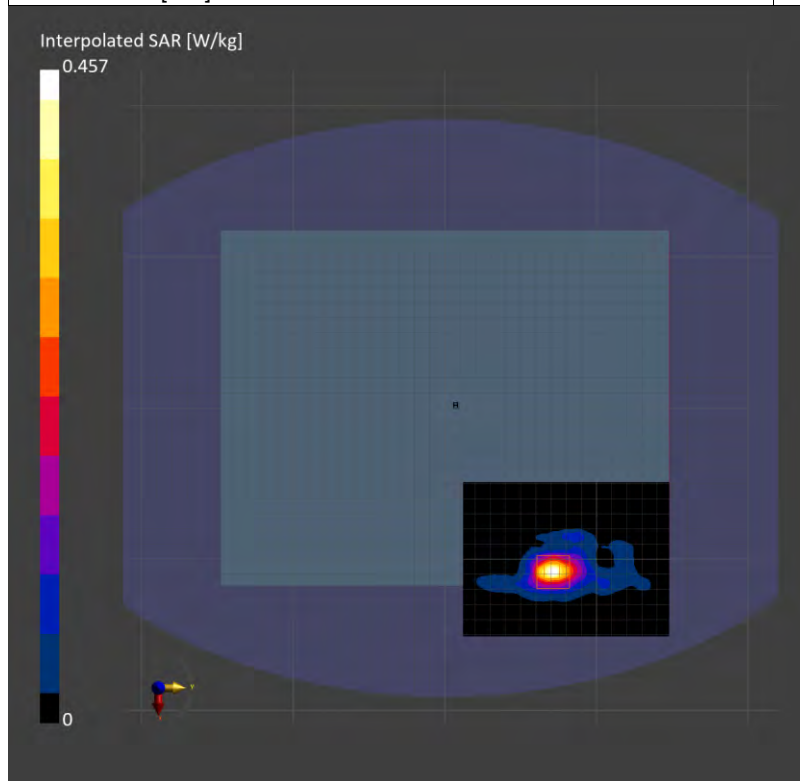
Phantom	Probe, Calibration Date	DAE, Calibration Date
ELI	EX3DV4 - SN7712, 2022-03-21	DAE4 Sn1719, 2022-03-25

**Scans Setup**

	Area Scan	Zoom Scan
Grid Extents [mm]	102.0 x 136.0	22.0 x 22.0 x 22.0
Grid Steps [mm]	8.5 x 8.5	3.4 x 3.4 x 1.4
Sensor Surface [mm]	3.0	1.4

**Measurement Results**

	Area Scan	Zoom Scan
Date	2023-1-12	2023-1-12
psSAR1g [W/kg]	0.314	0.326
psSAR8g [W/kg]	0.116	0.120
psSAR10g [W/kg]	0.102	0.105
psPDab (4.0cm2, sq) [W/m2]		2.41
Power Drift [dB]	-0.06	-0.02
M2/M1 [%]		57.1
Dist 3dB Peak [mm]		7.8



Unless otherwise stated the results shown in this test report refer only to the sample(s) tested and such sample(s) are retained for 90 days only.

除非另有說明，此報告結果僅對測試之樣品負責，同時此樣品僅保留90天。本報告未經本公司書面許可，不可部份複製。

This document is issued by the Company subject to its General Conditions of Service printed overleaf, available on request or accessible at <http://www.sgs.com.tw/Terms-and-Conditions> and for electronic format documents, subject to Terms and Conditions for Electronic Documents at <http://www.sgs.com.tw/Terms-and-Conditions>. Attention is drawn to the limitation of liability, indemnification and jurisdiction issues defined therein. Any holder of this document is advised that information contained hereon reflects the Company's findings at the time of its intervention only and within the limits of Client's instructions, if any. The Company's sole responsibility is to its Client and this document does not exonerate parties to a transaction from exercising all their rights and obligations under the transaction documents. This document cannot be reproduced except in full, without prior written approval of the Company. Any unauthorized alteration, forgery or falsification of the content or appearance of this document is unlawful and offenders may be prosecuted to the fullest extent of the law.

SGS Taiwan Ltd.

No.134,Wu Kung Road, New Taipei Industrial Park, Wuku District, New Taipei City, Taiwan/新北市五股區新北產業園區五工路 134 號

台灣檢驗科技股份有限公司

t (886-2) 2299-3279

f (886-2) 2298-0488

www.sgs.com.tw

Member of SGS Group



ID: 016

Report No. : TESA2212000620EN

Measurement Report\_U-NII-5 6.2GHz 802.11ax(160M)\_Body\_Bottom Surface\_CH 79\_0mm\_Main

Ambient temperature: 23.3°C; Liquid temperature: 22.7°C

**Exposure Conditions**

Phantom Section, TSL	Position, Test Distance [mm]	Frequency [MHz], Channel Number	Conversion Factor	TSL Conductivity [S/m]	TSL Permittivity
Flat, HSL	Bottom Surface, 0.00	6345.0, 79	5.6	5.994	35.45

**Hardware Setup**

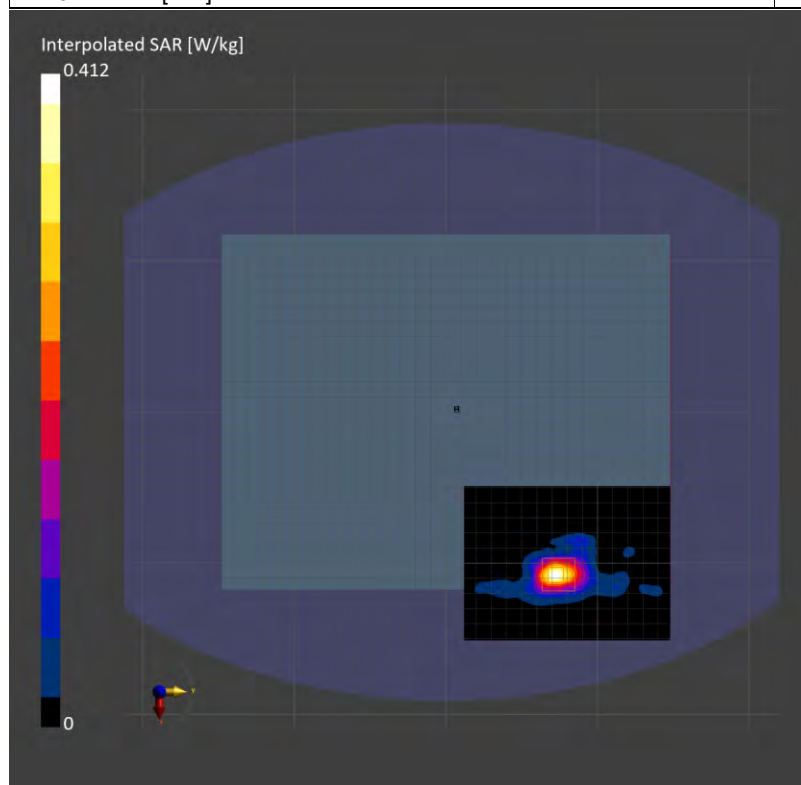
Phantom	Probe, Calibration Date	DAE, Calibration Date
ELI	EX3DV4 - SN7712, 2022-03-21	DAE4 Sn1719, 2022-03-25

**Scans Setup**

	Area Scan	Zoom Scan
Grid Extents [mm]	102.0 x 136.0	22.0 x 22.0 x 22.0
Grid Steps [mm]	8.5 x 8.5	3.4 x 3.4 x 1.4
Sensor Surface [mm]	3.0	1.4

**Measurement Results**

	Area Scan	Zoom Scan
Date	2023-1-12	2023-1-12
psSAR1g [W/kg]	0.294	0.308
psSAR8g [W/kg]	0.110	0.114
psSAR10g [W/kg]	0.097	0.10
psPDab (4.0cm2, sq) [W/m2]		2.28
Power Drift [dB]	0.03	0.04
M2/M1 [%]		56.4
Dist 3dB Peak [mm]		8.0



Unless otherwise stated the results shown in this test report refer only to the sample(s) tested and such sample(s) are retained for 90 days only.

除非另有說明，此報告結果僅對測試之樣品負責，同時此樣品僅保留90天。本報告未經本公司書面許可，不可部份複製。

This document is issued by the Company subject to its General Conditions of Service printed overleaf, available on request or accessible at <http://www.sgs.com.tw/Terms-and-Conditions> and for electronic format documents, subject to Terms and Conditions for Electronic Documents at <http://www.sgs.com.tw/Terms-and-Conditions>. Attention is drawn to the limitation of liability, indemnification and jurisdiction issues defined therein. Any holder of this document is advised that information contained hereon reflects the Company's findings at the time of its intervention only and within the limits of Client's instructions, if any. The Company's sole responsibility is to its Client and this document does not exonerate parties to a transaction from exercising all their rights and obligations under the transaction documents. This document cannot be reproduced except in full, without prior written approval of the Company. Any unauthorized alteration, forgery or falsification of the content or appearance of this document is unlawful and offenders may be prosecuted to the fullest extent of the law.

SGS Taiwan Ltd.

No.134,Wu Kung Road, New Taipei Industrial Park, Wuku District, New Taipei City, Taiwan/新北市五股區新北產業園區五工路 134 號

台灣檢驗科技股份有限公司

t (886-2) 2299-3279

f (886-2) 2298-0488

www.sgs.com.tw

Member of SGS Group

ID: 017

Report No. : TESA2212000620EN

Measurement Report\_U-NII-6 6.5GHz 802.11ax(160M)\_Body\_Bottom Surface\_CH 111\_0mm\_Main

Ambient temperature: 23.3°C; Liquid temperature: 22.7°C

**Exposure Conditions**

Phantom Section, TSL	Position, Test Distance [mm]	Frequency [MHz], Channel Number	Conversion Factor	TSL Conductivity [S/m]	TSL Permittivity
Flat, HSL	Bottom Surface, 0.00	6505.0, 111	5.6	6.166	35.258

**Hardware Setup**

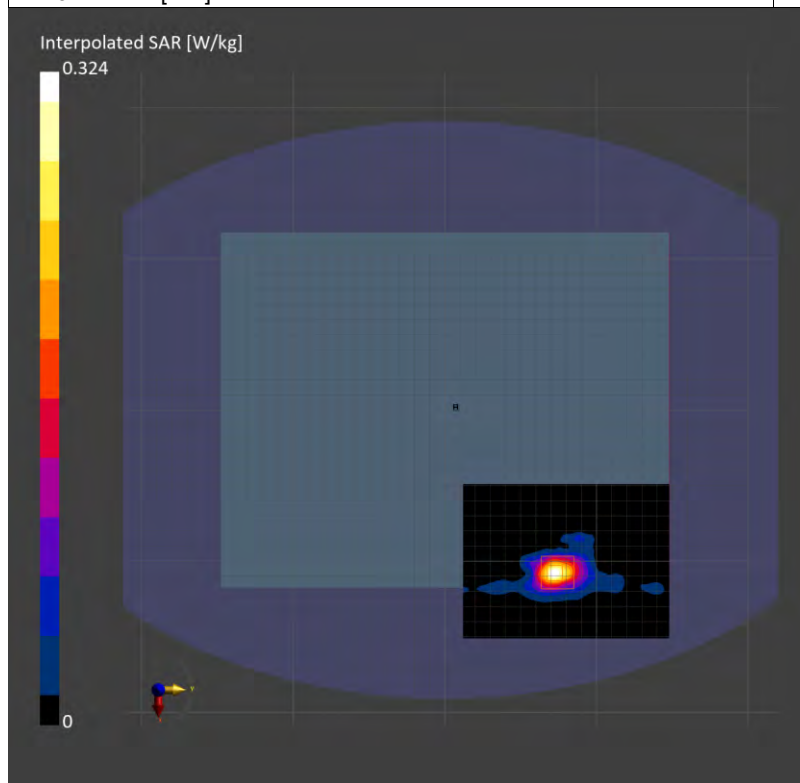
Phantom	Probe, Calibration Date	DAE, Calibration Date
ELI	EX3DV4 - SN7712, 2022-03-21	DAE4 Sn1719, 2022-03-25

**Scans Setup**

	Area Scan	Zoom Scan
Grid Extents [mm]	102.0 x 136.0	22.0 x 22.0 x 22.0
Grid Steps [mm]	8.5 x 8.5	3.4 x 3.4 x 1.4
Sensor Surface [mm]	3.0	1.4

**Measurement Results**

	Area Scan	Zoom Scan
Date	2023-1-12	2023-1-12
psSAR1g [W/kg]	0.235	0.242
psSAR8g [W/kg]	0.087	0.087
psSAR10g [W/kg]	0.077	0.076
psPDab (4.0cm2, sq) [W/m2]		1.74
Power Drift [dB]	0.06	0.05
M2/M1 [%]		55.0
Dist 3dB Peak [mm]		7.7



Unless otherwise stated the results shown in this test report refer only to the sample(s) tested and such sample(s) are retained for 90 days only.

除非另有說明，此報告結果僅對測試之樣品負責，同時此樣品僅保留90天。本報告未經本公司書面許可，不可部份複製。

This document is issued by the Company subject to its General Conditions of Service printed overleaf, available on request or accessible at <http://www.sgs.com.tw/Terms-and-Conditions> and for electronic format documents, subject to Terms and Conditions for Electronic Documents at <http://www.sgs.com.tw/Terms-and-Conditions>. Attention is drawn to the limitation of liability, indemnification and jurisdiction issues defined therein. Any holder of this document is advised that information contained hereon reflects the Company's findings at the time of its intervention only and within the limits of Client's instructions, if any. The Company's sole responsibility is to its Client and this document does not exonerate parties to a transaction from exercising all their rights and obligations under the transaction documents. This document cannot be reproduced except in full, without prior written approval of the Company. Any unauthorized alteration, forgery or falsification of the content or appearance of this document is unlawful and offenders may be prosecuted to the fullest extent of the law.

SGS Taiwan Ltd.

No.134,Wu Kung Road, New Taipei Industrial Park, Wuku District, New Taipei City, Taiwan/新北市五股區新北產業園區五工路 134 號

台灣檢驗科技股份有限公司

t (886-2) 2299-3279

f (886-2) 2298-0488

www.sgs.com.tw

Member of SGS Group

ID: 018

Report No. : TESA2212000620EN

Measurement Report\_U-NII-7 6.7GHz 802.11ax(160M)\_Body\_Bottom Surface\_CH 143\_0mm\_Main

Ambient temperature: 23.3°C; Liquid temperature: 22.7°C

**Exposure Conditions**

Phantom Section, TSL	Position, Test Distance [mm]	Frequency [MHz], Channel Number	Conversion Factor	TSL Conductivity [S/m]	TSL Permittivity
Flat, HSL	Bottom Surface, 0.00	6665.0, 143	5.6	6.34	35.066

**Hardware Setup**

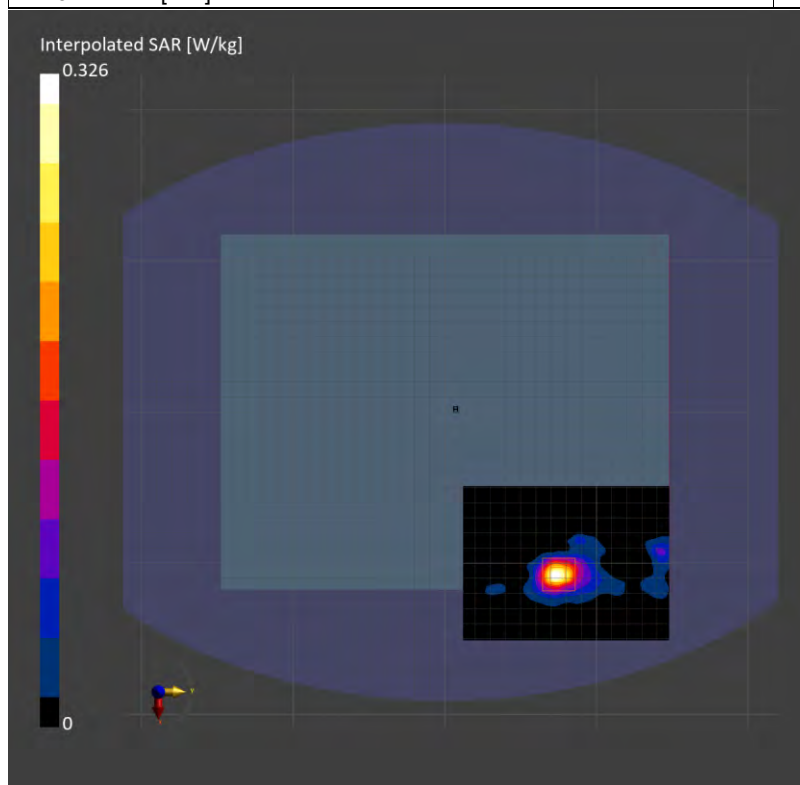
Phantom	Probe, Calibration Date	DAE, Calibration Date
ELI	EX3DV4 - SN7712, 2022-03-21	DAE4 Sn1719, 2022-03-25

**Scans Setup**

	Area Scan	Zoom Scan
Grid Extents [mm]	102.0 x 136.0	22.0 x 22.0 x 22.0
Grid Steps [mm]	8.5 x 8.5	3.4 x 3.4 x 1.4
Sensor Surface [mm]	3.0	1.4

**Measurement Results**

	Area Scan	Zoom Scan
Date	2023-1-12	2023-1-12
psSAR1g [W/kg]	0.242	0.254
psSAR8g [W/kg]	0.088	0.089
psSAR10g [W/kg]	0.077	0.077
psPDab (4.0cm2, sq) [W/m2]		1.78
Power Drift [dB]	0.01	-0.01
M2/M1 [%]		54.9
Dist 3dB Peak [mm]		7.6



Unless otherwise stated the results shown in this test report refer only to the sample(s) tested and such sample(s) are retained for 90 days only.

除非另有說明，此報告結果僅對測試之樣品負責，同時此樣品僅保留90天。本報告未經本公司書面許可，不可部份複製。

This document is issued by the Company subject to its General Conditions of Service printed overleaf, available on request or accessible at <http://www.sgs.com.tw/Terms-and-Conditions> and for electronic format documents, subject to Terms and Conditions for Electronic Documents at <http://www.sgs.com.tw/Terms-and-Conditions>. Attention is drawn to the limitation of liability, indemnification and jurisdiction issues defined therein. Any holder of this document is advised that information contained hereon reflects the Company's findings at the time of its intervention only and within the limits of Client's instructions, if any. The Company's sole responsibility is to its Client and this document does not exonerate parties to a transaction from exercising all their rights and obligations under the transaction documents. This document cannot be reproduced except in full, without prior written approval of the Company. Any unauthorized alteration, forgery or falsification of the content or appearance of this document is unlawful and offenders may be prosecuted to the fullest extent of the law.

SGS Taiwan Ltd.

No.134,Wu Kung Road, New Taipei Industrial Park, Wuku District, New Taipei City, Taiwan/新北市五股區新北產業園區五工路 134 號

台灣檢驗科技股份有限公司

t (886-2) 2299-3279

f (886-2) 2298-0488

[www.sgs.com.tw](http://www.sgs.com.tw)

Member of SGS Group

ID: 019

Report No. : TESA2212000620EN

Measurement Report\_U-NII-8 7.0GHz 802.11ax(160M)\_Body\_Bottom Surface\_CH 207\_0mm\_Main

Ambient temperature: 23.3°C; Liquid temperature: 22.7°C

**Exposure Conditions**

Phantom Section, TSL	Position, Test Distance [mm]	Frequency [MHz], Channel Number	Conversion Factor	TSL Conductivity [S/m]	TSL Permittivity
Flat, HSL	Bottom Surface, 0.00	6985.0, 207	5.7	6.69	34.682

**Hardware Setup**

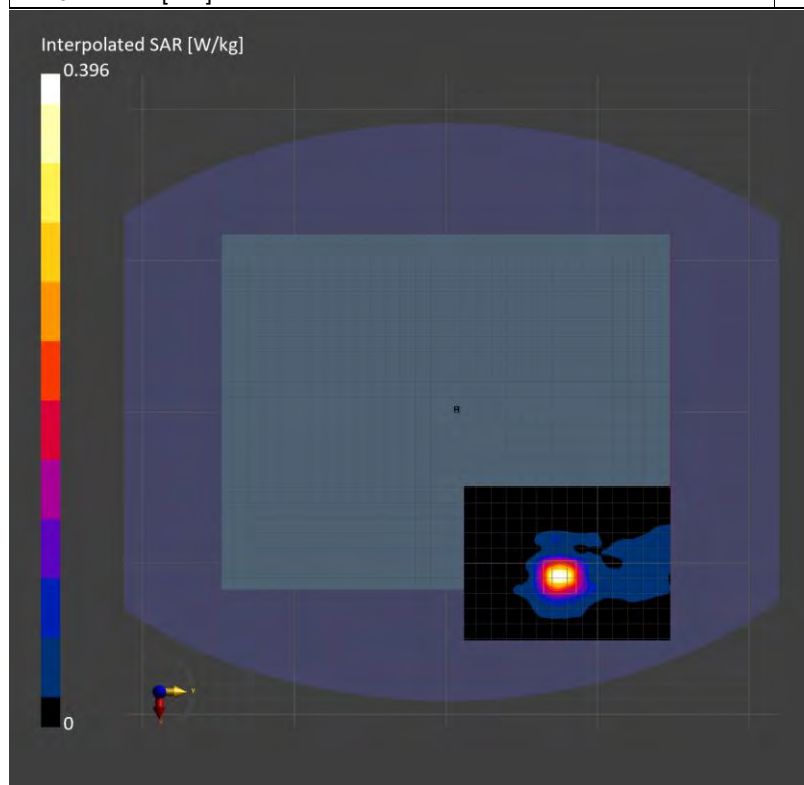
Phantom	Probe, Calibration Date	DAE, Calibration Date
ELI	EX3DV4 - SN7712, 2022-03-21	DAE4 Sn1719, 2022-03-25

**Scans Setup**

	Area Scan	Zoom Scan
Grid Extents [mm]	102.0 x 136.0	22.0 x 22.0 x 22.0
Grid Steps [mm]	8.5 x 8.5	3.4 x 3.4 x 1.4
Sensor Surface [mm]	3.0	1.4

**Measurement Results**

	Area Scan	Zoom Scan
Date	2023-1-12	2023-1-12
psSAR1g [W/kg]	0.317	0.300
psSAR8g [W/kg]	0.119	0.108
psSAR10g [W/kg]	0.105	0.094
psPDab (4.0cm2, sq) [W/m2]		2.15
Power Drift [dB]	0.02	0.01
M2/M1 [%]		69.5
Dist 3dB Peak [mm]		8.0



Unless otherwise stated the results shown in this test report refer only to the sample(s) tested and such sample(s) are retained for 90 days only.

除非另有說明，此報告結果僅對測試之樣品負責，同時此樣品僅保留90天。本報告未經本公司書面許可，不可部份複製。

This document is issued by the Company subject to its General Conditions of Service printed overleaf, available on request or accessible at <http://www.sgs.com.tw/Terms-and-Conditions> and for electronic format documents, subject to Terms and Conditions for Electronic Documents at <http://www.sgs.com.tw/Terms-and-Conditions>. Attention is drawn to the limitation of liability, indemnification and jurisdiction issues defined therein. Any holder of this document is advised that information contained hereon reflects the Company's findings at the time of its intervention only and within the limits of Client's instructions, if any. The Company's sole responsibility is to its Client and this document does not exonerate parties to a transaction from exercising all their rights and obligations under the transaction documents. This document cannot be reproduced except in full, without prior written approval of the Company. Any unauthorized alteration, forgery or falsification of the content or appearance of this document is unlawful and offenders may be prosecuted to the fullest extent of the law.

SGS Taiwan Ltd.

No.134,Wu Kung Road, New Taipei Industrial Park, Wuku District, New Taipei City, Taiwan/新北市五股區新北產業園區五工路 134 號

台灣檢驗科技股份有限公司

t (886-2) 2299-3279

f (886-2) 2298-0488

www.sgs.com.tw

Member of SGS Group

ID: 020

Report No. : TESA2212000620EN

Measurement Report\_U-NII-5 6.2GHz 802.11ax(160M)\_Body\_Bottom Surface\_CH 15\_0mm\_Aux

Ambient temperature: 23.3°C; Liquid temperature: 22.7°C

**Exposure Conditions**

Phantom Section, TSL	Position, Test Distance [mm]	Frequency [MHz], Channel Number	Conversion Factor	TSL Conductivity [S/m]	TSL Permittivity
Flat, HSL	Bottom Surface, 0.00	6025.0, 15	5.6	5.652	35.834

**Hardware Setup**

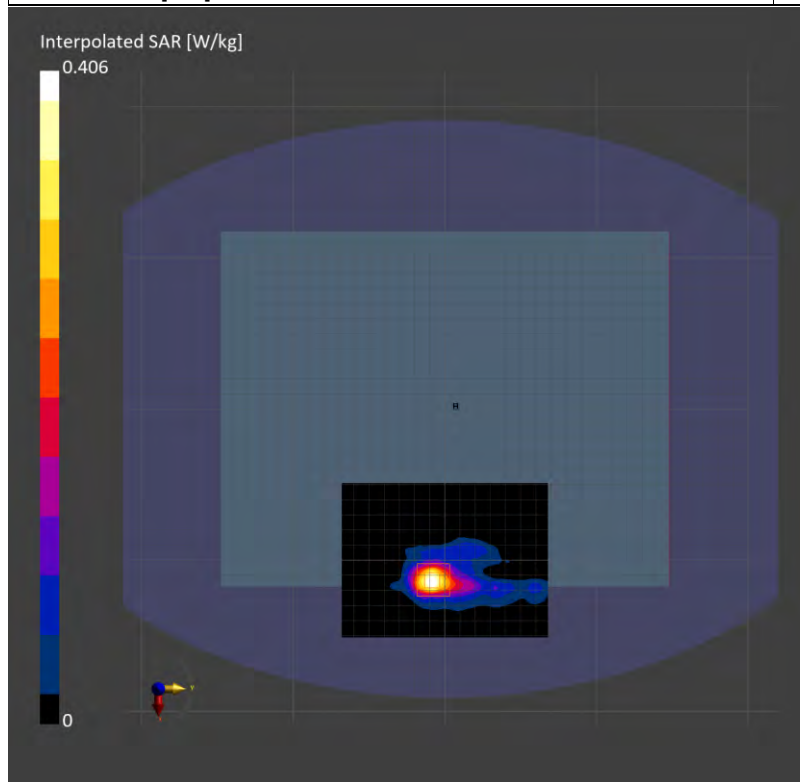
Phantom	Probe, Calibration Date	DAE, Calibration Date
ELI	EX3DV4 - SN7712, 2022-03-21	DAE4 Sn1719, 2022-03-25

**Scans Setup**

	Area Scan	Zoom Scan
Grid Extents [mm]	102.0 x 136.0	22.0 x 22.0 x 22.0
Grid Steps [mm]	8.5 x 8.5	3.4 x 3.4 x 1.4
Sensor Surface [mm]	3.0	1.4

**Measurement Results**

	Area Scan	Zoom Scan
Date	2023-1-12	2023-1-12
psSAR1g [W/kg]	0.296	0.325
psSAR8g [W/kg]	0.112	0.116
psSAR10g [W/kg]	0.098	0.101
psPDab (4.0cm2, sq) [W/m2]		2.32
Power Drift [dB]	0.03	0.01
M2/M1 [%]		55.9
Dist 3dB Peak [mm]		7.5



Unless otherwise stated the results shown in this test report refer only to the sample(s) tested and such sample(s) are retained for 90 days only.

除非另有說明，此報告結果僅對測試之樣品負責，同時此樣品僅保留90天。本報告未經本公司書面許可，不可部份複製。

This document is issued by the Company subject to its General Conditions of Service printed overleaf, available on request or accessible at <http://www.sgs.com.tw/Terms-and-Conditions> and for electronic format documents, subject to Terms and Conditions for Electronic Documents at <http://www.sgs.com.tw/Terms-and-Conditions>. Attention is drawn to the limitation of liability, indemnification and jurisdiction issues defined therein. Any holder of this document is advised that information contained hereon reflects the Company's findings at the time of its intervention only and within the limits of Client's instructions, if any. The Company's sole responsibility is to its Client and this document does not exonerate parties to a transaction from exercising all their rights and obligations under the transaction documents. This document cannot be reproduced except in full, without prior written approval of the Company. Any unauthorized alteration, forgery or falsification of the content or appearance of this document is unlawful and offenders may be prosecuted to the fullest extent of the law.

SGS Taiwan Ltd.

No.134,Wu Kung Road, New Taipei Industrial Park, Wuku District, New Taipei City, Taiwan/新北市五股區新北產業園區五工路 134 號

台灣檢驗科技股份有限公司

t (886-2) 2299-3279

f (886-2) 2298-0488

www.sgs.com.tw

Member of SGS Group

ID: 021

Report No. : TESA2212000620EN

Measurement Report\_U-NII-5 6.2GHz 802.11ax(160M)\_Body\_Bottom Surface\_CH 79\_0mm\_Aux

Ambient temperature: 23.3°C; Liquid temperature: 22.7°C

**Exposure Conditions**

Phantom Section, TSL	Position, Test Distance [mm]	Frequency [MHz], Channel Number	Conversion Factor	TSL Conductivity [S/m]	TSL Permittivity
Flat, HSL	Bottom Surface, 0.00	6345.0, 79	5.6	5.994	35.45

**Hardware Setup**

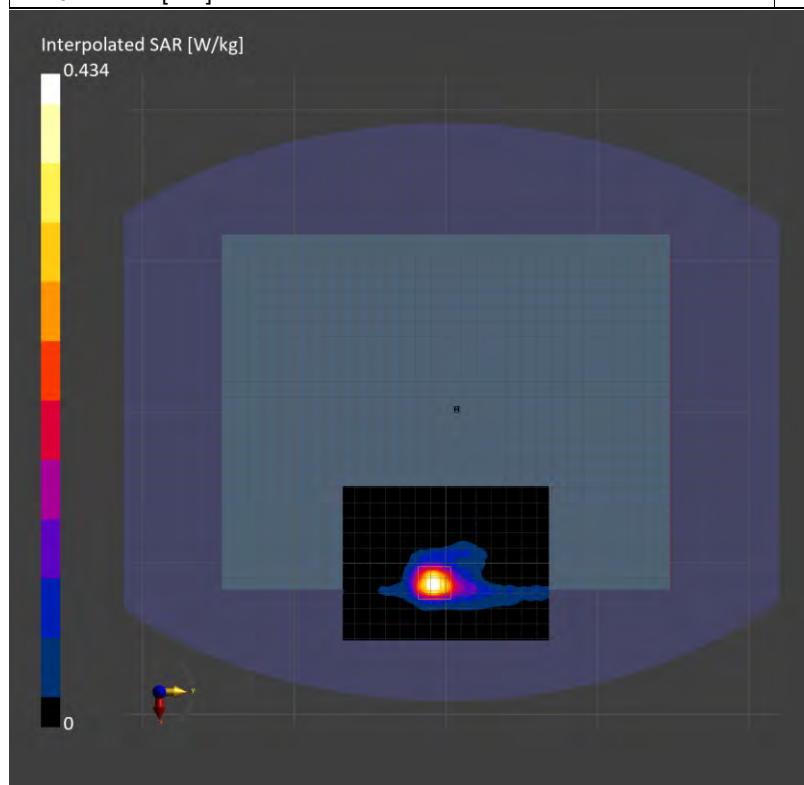
Phantom	Probe, Calibration Date	DAE, Calibration Date
ELI	EX3DV4 - SN7712, 2022-03-21	DAE4 Sn1719, 2022-03-25

**Scans Setup**

	Area Scan	Zoom Scan
Grid Extents [mm]	102.0 x 136.0	22.0 x 22.0 x 22.0
Grid Steps [mm]	8.5 x 8.5	3.4 x 3.4 x 1.4
Sensor Surface [mm]	3.0	1.4

**Measurement Results**

	Area Scan	Zoom Scan
Date	2023-1-12	2023-1-12
psSAR1g [W/kg]	0.324	0.356
psSAR8g [W/kg]	0.120	0.124
psSAR10g [W/kg]	0.106	0.108
psPDab (4.0cm2, sq) [W/m2]		2.48
Power Drift [dB]	-0.03	0.05
M2/M1 [%]		53.7
Dist 3dB Peak [mm]		7.5



Unless otherwise stated the results shown in this test report refer only to the sample(s) tested and such sample(s) are retained for 90 days only.

除非另有說明，此報告結果僅對測試之樣品負責，同時此樣品僅保留90天。本報告未經本公司書面許可，不可部份複製。

This document is issued by the Company subject to its General Conditions of Service printed overleaf, available on request or accessible at <http://www.sgs.com.tw/Terms-and-Conditions> and for electronic format documents, subject to Terms and Conditions for Electronic Documents at <http://www.sgs.com.tw/Terms-and-Conditions>. Attention is drawn to the limitation of liability, indemnification and jurisdiction issues defined therein. Any holder of this document is advised that information contained hereon reflects the Company's findings at the time of its intervention only and within the limits of Client's instructions, if any. The Company's sole responsibility is to its Client and this document does not exonerate parties to a transaction from exercising all their rights and obligations under the transaction documents. This document cannot be reproduced except in full, without prior written approval of the Company. Any unauthorized alteration, forgery or falsification of the content or appearance of this document is unlawful and offenders may be prosecuted to the fullest extent of the law.

SGS Taiwan Ltd.

No.134,Wu Kung Road, New Taipei Industrial Park, Wuku District, New Taipei City, Taiwan/新北市五股區新北產業園區五工路 134 號

台灣檢驗科技股份有限公司

t (886-2) 2299-3279

f (886-2) 2298-0488

www.sgs.com.tw

Member of SGS Group



ID: 022

Report No. : TESA2212000620EN

Measurement Report\_U-NII-6 6.5GHz 802.11ax(160M)\_Body\_Bottom Surface\_CH 111\_0mm\_Aux

Ambient temperature: 23.3°C; Liquid temperature: 22.7°C

**Exposure Conditions**

Phantom Section, TSL	Position, Test Distance [mm]	Frequency [MHz], Channel Number	Conversion Factor	TSL Conductivity [S/m]	TSL Permittivity
Flat, HSL	Bottom Surface, 0.00	6505.0, 111	5.6	6.166	35.258

**Hardware Setup**

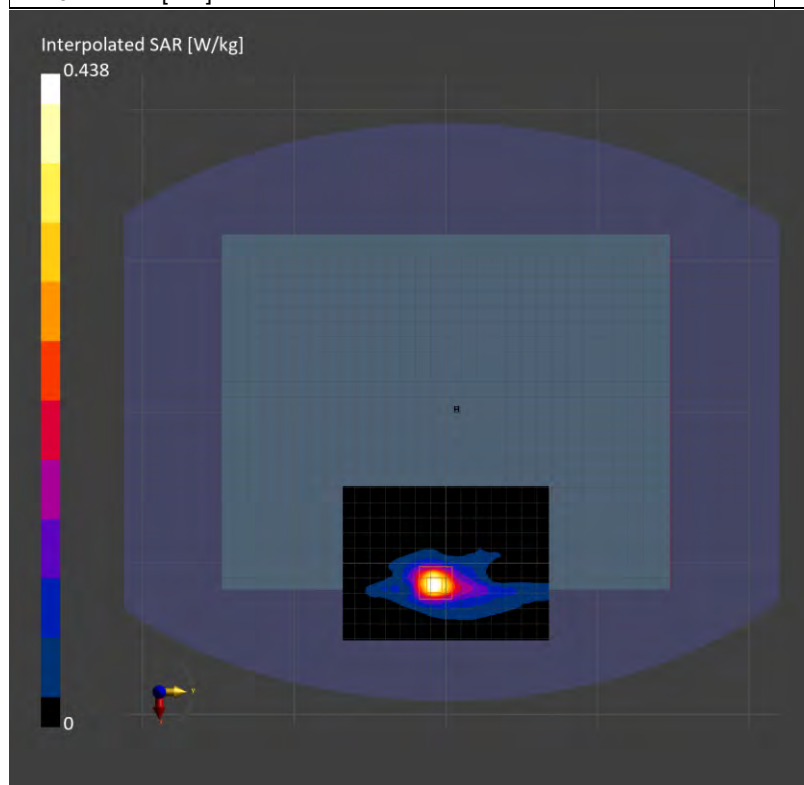
Phantom	Probe, Calibration Date	DAE, Calibration Date
ELI	EX3DV4 - SN7712, 2022-03-21	DAE4 Sn1719, 2022-03-25

**Scans Setup**

	Area Scan	Zoom Scan
Grid Extents [mm]	102.0 x 136.0	22.0 x 22.0 x 22.0
Grid Steps [mm]	8.5 x 8.5	3.4 x 3.4 x 1.4
Sensor Surface [mm]	3.0	1.4

**Measurement Results**

	Area Scan	Zoom Scan
Date	2023-1-12	2023-1-12
psSAR1g [W/kg]	0.333	0.340
psSAR8g [W/kg]	0.125	0.118
psSAR10g [W/kg]	0.110	0.102
psPDab (4.0cm2, sq) [W/m2]		2.36
Power Drift [dB]	-0.02	0.05
M2/M1 [%]		52.3
Dist 3dB Peak [mm]		7.4



Unless otherwise stated the results shown in this test report refer only to the sample(s) tested and such sample(s) are retained for 90 days only.

除非另有說明，此報告結果僅對測試之樣品負責，同時此樣品僅保留90天。本報告未經本公司書面許可，不可部份複製。

This document is issued by the Company subject to its General Conditions of Service printed overleaf, available on request or accessible at <http://www.sgs.com.tw/Terms-and-Conditions> and for electronic format documents, subject to Terms and Conditions for Electronic Documents at <http://www.sgs.com.tw/Terms-and-Conditions>. Attention is drawn to the limitation of liability, indemnification and jurisdiction issues defined therein. Any holder of this document is advised that information contained hereon reflects the Company's findings at the time of its intervention only and within the limits of Client's instructions, if any. The Company's sole responsibility is to its Client and this document does not exonerate parties to a transaction from exercising all their rights and obligations under the transaction documents. This document cannot be reproduced except in full, without prior written approval of the Company. Any unauthorized alteration, forgery or falsification of the content or appearance of this document is unlawful and offenders may be prosecuted to the fullest extent of the law.

SGS Taiwan Ltd.

No.134,Wu Kung Road, New Taipei Industrial Park, Wuku District, New Taipei City, Taiwan/新北市五股區新北產業園區五工路 134 號

台灣檢驗科技股份有限公司

t (886-2) 2299-3279

f (886-2) 2298-0488

www.sgs.com.tw

Member of SGS Group



ID: 023

Report No. : TESA2212000620EN

Measurement Report\_U-NII-7 6.7GHz 802.11ax(160M)\_Body\_Bottom Surface\_CH 143\_0mm\_Aux

Ambient temperature: 23.3°C; Liquid temperature: 22.7°C

**Exposure Conditions**

Phantom Section, TSL	Position, Test Distance [mm]	Frequency [MHz], Channel Number	Conversion Factor	TSL Conductivity [S/m]	TSL Permittivity
Flat, HSL	Bottom Surface, 0.00	6665.0, 143	5.6	6.34	35.066

**Hardware Setup**

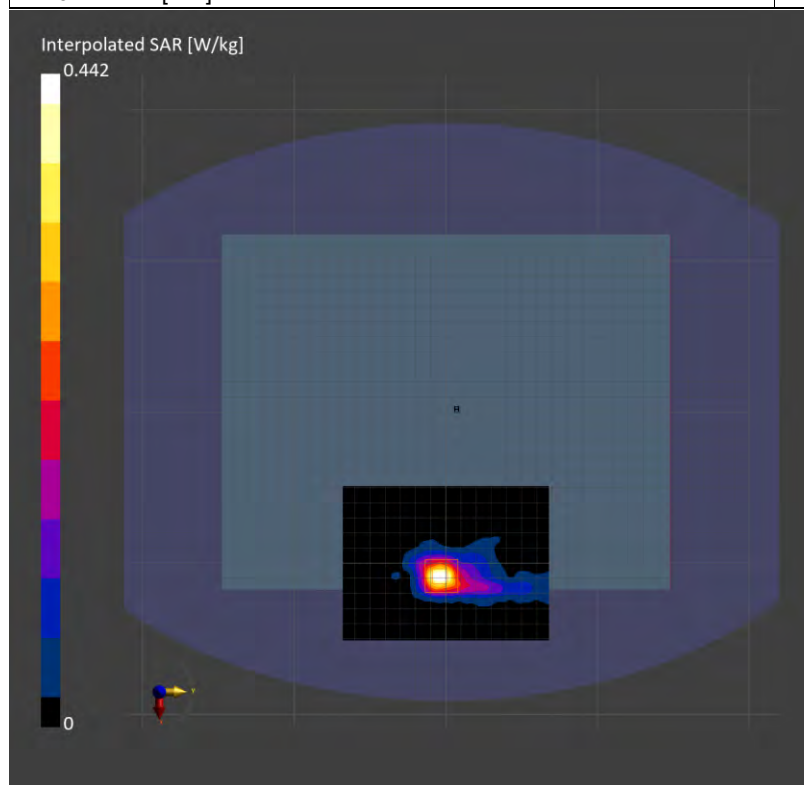
Phantom	Probe, Calibration Date	DAE, Calibration Date
ELI	EX3DV4 - SN7712, 2022-03-21	DAE4 Sn1719, 2022-03-25

**Scans Setup**

	Area Scan	Zoom Scan
Grid Extents [mm]	102.0 x 136.0	22.0 x 22.0 x 22.0
Grid Steps [mm]	8.5 x 8.5	3.4 x 3.4 x 1.4
Sensor Surface [mm]	3.0	1.4

**Measurement Results**

	Area Scan	Zoom Scan
Date	2023-1-12	2023-1-12
psSAR1g [W/kg]	0.347	0.325
psSAR8g [W/kg]	0.130	0.112
psSAR10g [W/kg]	0.115	0.097
psPDab (4.0cm2, sq) [W/m2]		2.24
Power Drift [dB]	-0.01	0.05
M2/M1 [%]		58.1
Dist 3dB Peak [mm]		7.5



Unless otherwise stated the results shown in this test report refer only to the sample(s) tested and such sample(s) are retained for 90 days only.

除非另有說明，此報告結果僅對測試之樣品負責，同時此樣品僅保留90天。本報告未經本公司書面許可，不可部份複製。

This document is issued by the Company subject to its General Conditions of Service printed overleaf, available on request or accessible at <http://www.sgs.com.tw/Terms-and-Conditions> and for electronic format documents, subject to Terms and Conditions for Electronic Documents at <http://www.sgs.com.tw/Terms-and-Conditions>. Attention is drawn to the limitation of liability, indemnification and jurisdiction issues defined therein. Any holder of this document is advised that information contained hereon reflects the Company's findings at the time of its intervention only and within the limits of Client's instructions, if any. The Company's sole responsibility is to its Client and this document does not exonerate parties to a transaction from exercising all their rights and obligations under the transaction documents. This document cannot be reproduced except in full, without prior written approval of the Company. Any unauthorized alteration, forgery or falsification of the content or appearance of this document is unlawful and offenders may be prosecuted to the fullest extent of the law.

SGS Taiwan Ltd.

No.134,Wu Kung Road, New Taipei Industrial Park, Wuku District, New Taipei City, Taiwan/新北市五股區新北產業園區五工路 134 號

台灣檢驗科技股份有限公司

t (886-2) 2299-3279

f (886-2) 2298-0488

www.sgs.com.tw

Member of SGS Group

ID: 024

Report No. : TESA2212000620EN

Measurement Report\_U-NII-8 7.0GHz 802.11ax(160M)\_Body\_Bottom Surface\_CH 207\_0mm\_Aux

Ambient temperature: 23.3°C; Liquid temperature: 22.7°C

**Exposure Conditions**

Phantom Section, TSL	Position, Test Distance [mm]	Frequency [MHz], Channel Number	Conversion Factor	TSL Conductivity [S/m]	TSL Permittivity
Flat, HSL	Bottom Surface, 0.00	6985.0, 207	5.7	6.69	34.682

**Hardware Setup**

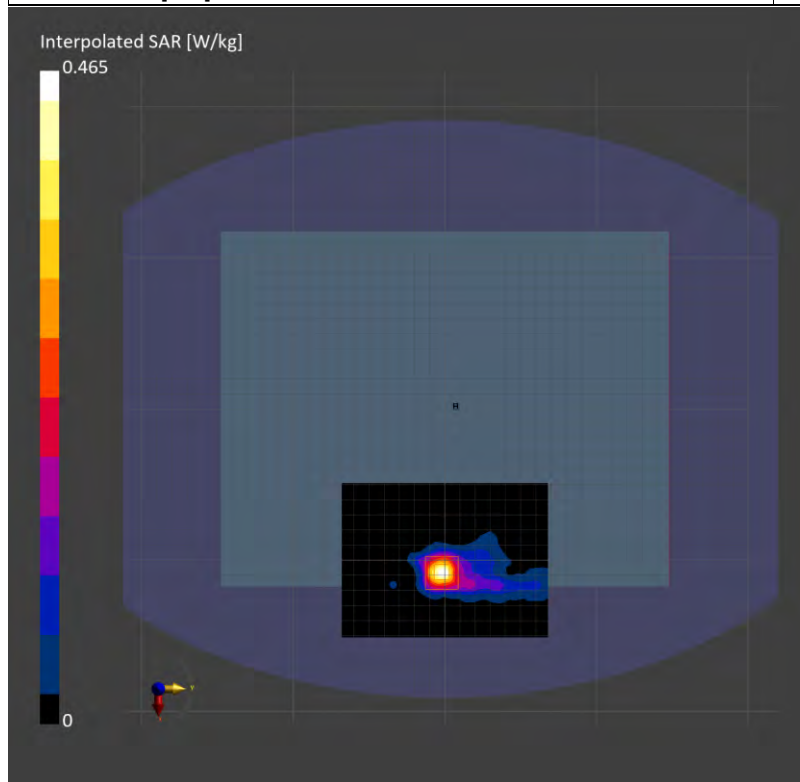
Phantom	Probe, Calibration Date	DAE, Calibration Date
ELI	EX3DV4 - SN7712, 2022-03-21	DAE4 Sn1719, 2022-03-25

**Scans Setup**

	Area Scan	Zoom Scan
Grid Extents [mm]	102.0 x 136.0	22.0 x 22.0 x 22.0
Grid Steps [mm]	8.5 x 8.5	3.4 x 3.4 x 1.4
Sensor Surface [mm]	3.0	1.4

**Measurement Results**

	Area Scan	Zoom Scan
Date	2023-1-12	2023-1-12
psSAR1g [W/kg]	0.362	0.325
psSAR8g [W/kg]	0.133	0.110
psSAR10g [W/kg]	0.117	0.095
psPDab (4.0cm2, sq) [W/m2]		2.20
Power Drift [dB]	-0.05	-0.06
M2/M1 [%]		57.0
Dist 3dB Peak [mm]		8.0



Unless otherwise stated the results shown in this test report refer only to the sample(s) tested and such sample(s) are retained for 90 days only.

除非另有說明，此報告結果僅對測試之樣品負責，同時此樣品僅保留90天。本報告未經本公司書面許可，不可部份複製。

This document is issued by the Company subject to its General Conditions of Service printed overleaf, available on request or accessible at <http://www.sgs.com.tw/Terms-and-Conditions> and for electronic format documents, subject to Terms and Conditions for Electronic Documents at <http://www.sgs.com.tw/Terms-and-Conditions>. Attention is drawn to the limitation of liability, indemnification and jurisdiction issues defined therein. Any holder of this document is advised that information contained hereon reflects the Company's findings at the time of its intervention only and within the limits of Client's instructions, if any. The Company's sole responsibility is to its Client and this document does not exonerate parties to a transaction from exercising all their rights and obligations under the transaction documents. This document cannot be reproduced except in full, without prior written approval of the Company. Any unauthorized alteration, forgery or falsification of the content or appearance of this document is unlawful and offenders may be prosecuted to the fullest extent of the law.

SGS Taiwan Ltd.

No.134,Wu Kung Road, New Taipei Industrial Park, Wuku District, New Taipei City, Taiwan/新北市五股區新北產業園區五工路 134 號

台灣檢驗科技股份有限公司

t (886-2) 2299-3279

f (886-2) 2298-0488

www.sgs.com.tw

Member of SGS Group

## 13 PD MEASUREMENT RESULTS

ID: 025

Report No. : TESA2212000620EN

Measurement Report for IFR30, Bottom Surface, U-NII-5,  
IEEE 802.11ax (160MHz, MCS0, 90pc duty cycle), Channel 15 (6025.0 MHz)

### Exposure Conditions

Phantom Section, TSL	Position, Test Distance [mm]	Conversion Factor
5G, Air	Bottom Surface, 2.00	1.0

### Hardware Setup

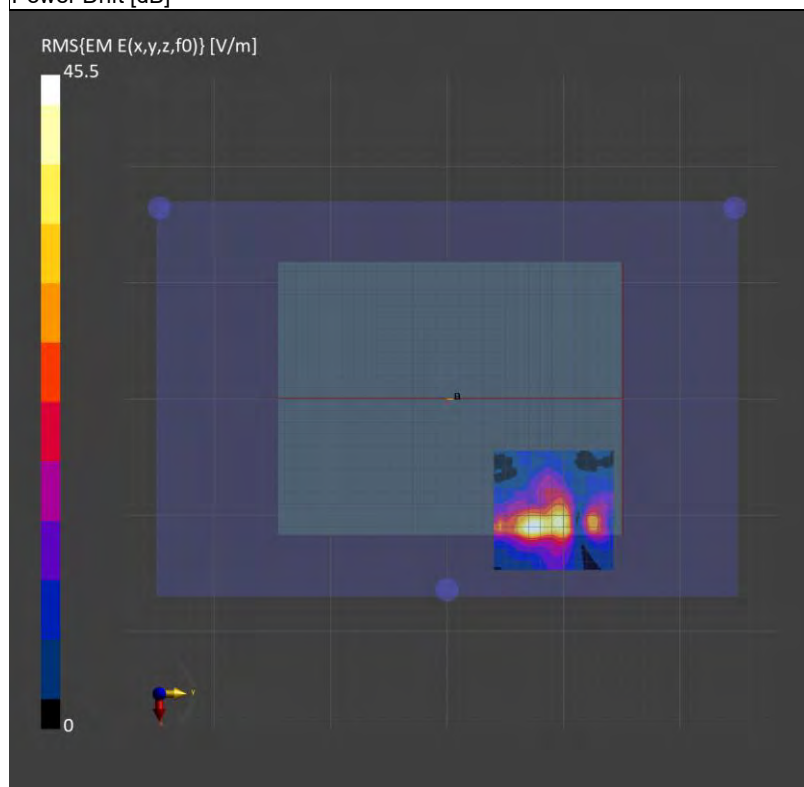
Phantom	Probe, Calibration Date	DAE, Calibration Date
mmWave - 1096	EUmmWV4 - SN9616_F1-55GHz, 2022-03-20	DAE4 Sn1719, 2022-03-25

### Scans Setup

Scan Type	5G Scan
Grid Extents [mm]	100.0 x 100.0
Grid Steps [lambda]	0.0625 x 0.0625
Sensor Surface [mm]	2.0

### Measurement Results

Scan Type	5G Scan
Date	2023-1-13
Avg. Area [cm <sup>2</sup> ]	4.00
psPDn+ [W/m <sup>2</sup> ]	1.95
psPDtot+ [W/m <sup>2</sup> ]	3.61
psPDmod+ [W/m <sup>2</sup> ]	3.77
E <sub>max</sub> [V/m]	55.5
Power Drift [dB]	-0.04



Unless otherwise stated the results shown in this test report refer only to the sample(s) tested and such sample(s) are retained for 90 days only.

除非另有說明，此報告結果僅對測試之樣品負責，同時此樣品僅保留90天。本報告未經本公司書面許可，不可部份複製。

This document is issued by the Company subject to its General Conditions of Service printed overleaf, available on request or accessible at <http://www.sgs.com.tw/Terms-and-Conditions>, and for electronic format documents, subject to Terms and Conditions for Electronic Documents at <http://www.sgs.com.tw/Terms-and-Conditions>. Attention is drawn to the limitation of liability, indemnification and jurisdiction issues defined therein. Any holder of this document is advised that information contained hereon reflects the Company's findings at the time of its intervention only and within the limits of Client's instructions, if any. The Company's sole responsibility is to its Client and this document does not exonerate parties to a transaction from exercising all their rights and obligations under the transaction documents. This document cannot be reproduced except in full, without prior written approval of the Company. Any unauthorized alteration, forgery or falsification of the content or appearance of this document is unlawful and offenders may be prosecuted to the fullest extent of the law.

SGS Taiwan Ltd.

No.134,Wu Kung Road, New Taipei Industrial Park, Wuku District, New Taipei City, Taiwan/新北市五股區新北產業園區五工路 134 號

台灣檢驗科技股份有限公司

t (886-2) 2299-3279

f (886-2) 2298-0488

[www.sgs.com.tw](http://www.sgs.com.tw)

Member of SGS Group

ID: 026

Report No. : TESA2212000620EN

Measurement Report for IFR30, Bottom Surface, U-NII-5,  
IEEE 802.11ax (160MHz, MCS0, 90pc duty cycle), Channel 79 (6345.0 MHz)**Exposure Conditions**

Phantom Section, TSL	Position, Test Distance [mm]	Conversion Factor
5G, Air	Bottom Surface, 2.00	1.0

**Hardware Setup**

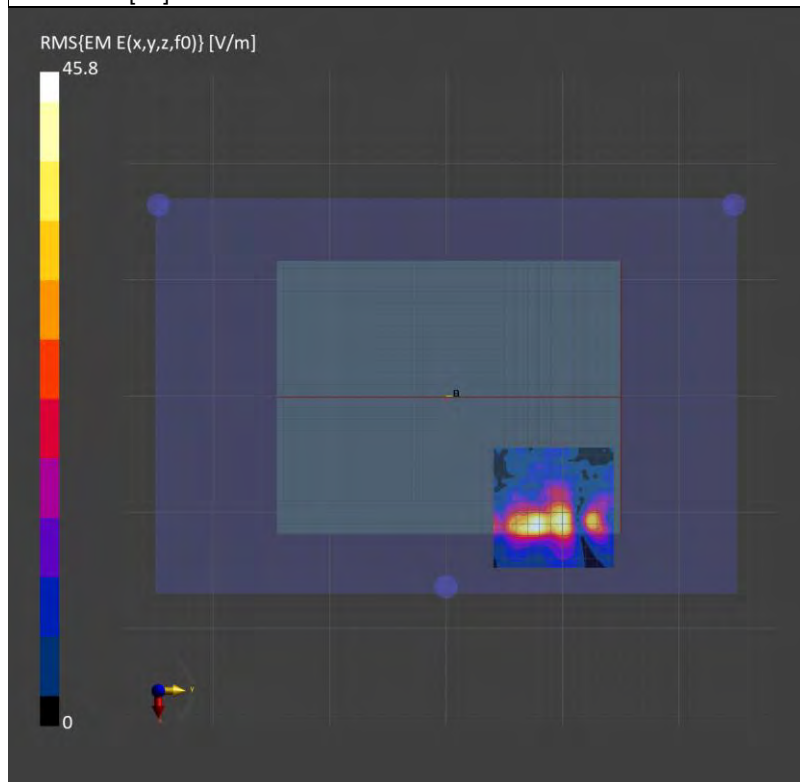
Phantom	Probe, Calibration Date	DAE, Calibration Date
mmWave - 1096	EUmmWV4 - SN9616_F1-55GHz, 2022-03-20	DAE4 Sn1719, 2022-03-25

**Scans Setup**

Scan Type	5G Scan
Grid Extents [mm]	100.0 x 100.0
Grid Steps [lambda]	0.0625 x 0.0625
Sensor Surface [mm]	2.0

**Measurement Results**

Scan Type	5G Scan
Date	2023-1-13
Avg. Area [cm <sup>2</sup> ]	4.00
psPDn+ [W/m <sup>2</sup> ]	2.49
psPDtot+ [W/m <sup>2</sup> ]	4.13
psPDmod+ [W/m <sup>2</sup> ]	4.57
E <sub>max</sub> [V/m]	55.8
Power Drift [dB]	-0.01



Unless otherwise stated the results shown in this test report refer only to the sample(s) tested and such sample(s) are retained for 90 days only.  
除非另有說明，此報告結果僅對測試之樣品負責，同時此樣品僅保留90天。本報告未經本公司書面許可，不可部份複製。

This document is issued by the Company subject to its General Conditions of Service printed overleaf, available on request or accessible at <http://www.sgs.com.tw/Terms-and-Conditions> and for electronic format documents, subject to Terms and Conditions for Electronic Documents at <http://www.sgs.com.tw/Terms-and-Conditions>. Attention is drawn to the limitation of liability, indemnification and jurisdiction issues defined therein. Any holder of this document is advised that information contained hereon reflects the Company's findings at the time of its intervention only and within the limits of Client's instructions, if any. The Company's sole responsibility is to its Client and this document does not exonerate parties to a transaction from exercising all their rights and obligations under the transaction documents. This document cannot be reproduced except in full, without prior written approval of the Company. Any unauthorized alteration, forgery or falsification of the content or appearance of this document is unlawful and offenders may be prosecuted to the fullest extent of the law.

SGS Taiwan Ltd.

No.134,Wu Kung Road, New Taipei Industrial Park, Wuku District, New Taipei City, Taiwan/新北市五股區新北產業園區五工路 134 號

台灣檢驗科技股份有限公司

t (886-2) 2299-3279

f (886-2) 2298-0488

[www.sgs.com.tw](http://www.sgs.com.tw)

Member of SGS Group

ID: 027

Report No. : TESA2212000620EN

Measurement Report for IFR30, Bottom Surface, U-NII-6,  
IEEE 802.11ax (160MHz, MCS0, 90pc duty cycle), Channel111 (6505.0 MHz)**Exposure Conditions**

Phantom Section, TSL	Position, Test Distance [mm]	Conversion Factor
5G, Air	Bottom Surface, 2.00	1.0

**Hardware Setup**

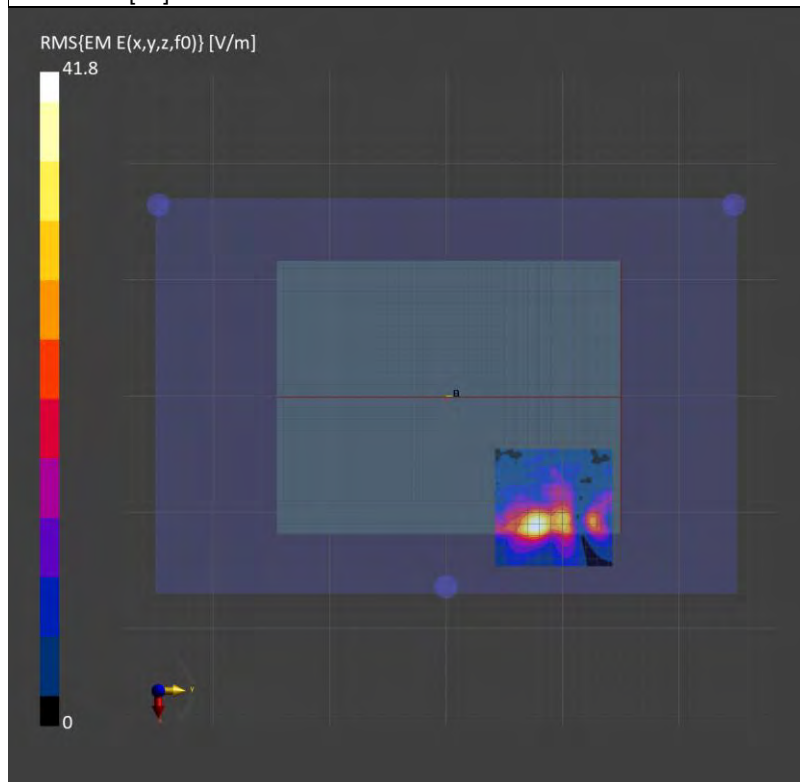
Phantom	Probe, Calibration Date	DAE, Calibration Date
mmWave - 1096	EUmmWV4 - SN9616_F1-55GHz, 2022-03-20	DAE4 Sn1719, 2022-03-25

**Scans Setup**

Scan Type	5G Scan
Grid Extents [mm]	100.0 x 100.0
Grid Steps [lambda]	0.0625 x 0.0625
Sensor Surface [mm]	2.0

**Measurement Results**

Scan Type	5G Scan
Date	2023-1-13
Avg. Area [cm <sup>2</sup> ]	4.00
psPDn+ [W/m <sup>2</sup> ]	1.93
psPDtot+ [W/m <sup>2</sup> ]	2.67
psPDmod+ [W/m <sup>2</sup> ]	2.82
E <sub>max</sub> [V/m]	51.8
Power Drift [dB]	0.06



Unless otherwise stated the results shown in this test report refer only to the sample(s) tested and such sample(s) are retained for 90 days only.

除非另有說明，此報告結果僅對測試之樣品負責，同時此樣品僅保留90天。本報告未經本公司書面許可，不可部份複製。

This document is issued by the Company subject to its General Conditions of Service printed overleaf, available on request or accessible at <http://www.sgs.com.tw/Terms-and-Conditions>, and for electronic format documents, subject to Terms and Conditions for Electronic Documents at <http://www.sgs.com.tw/Terms-and-Conditions>. Attention is drawn to the limitation of liability, indemnification and jurisdiction issues defined therein. Any holder of this document is advised that information contained hereon reflects the Company's findings at the time of its intervention only and within the limits of Client's instructions, if any. The Company's sole responsibility is to its Client and this document does not exonerate parties to a transaction from exercising all their rights and obligations under the transaction documents. This document cannot be reproduced except in full, without prior written approval of the Company. Any unauthorized alteration, forgery or falsification of the content or appearance of this document is unlawful and offenders may be prosecuted to the fullest extent of the law.

SGS Taiwan Ltd.

No.134,Wu Kung Road, New Taipei Industrial Park, Wuku District, New Taipei City, Taiwan/新北市五股區新北產業園區五工路 134 號

台灣檢驗科技股份有限公司

t (886-2) 2299-3279

f (886-2) 2298-0488

[www.sgs.com.tw](http://www.sgs.com.tw)

Member of SGS Group

ID: 028

Report No. : TESA2212000620EN

Measurement Report for IFR30, Bottom Surface, U-NII-7,  
IEEE 802.11ax (160MHz, MCS0, 90pc duty cycle), Channel 143 (6665.0 MHz)**Exposure Conditions**

Phantom Section, TSL	Position, Test Distance [mm]	Conversion Factor
5G, Air	Bottom Surface, 2.00	1.0

**Hardware Setup**

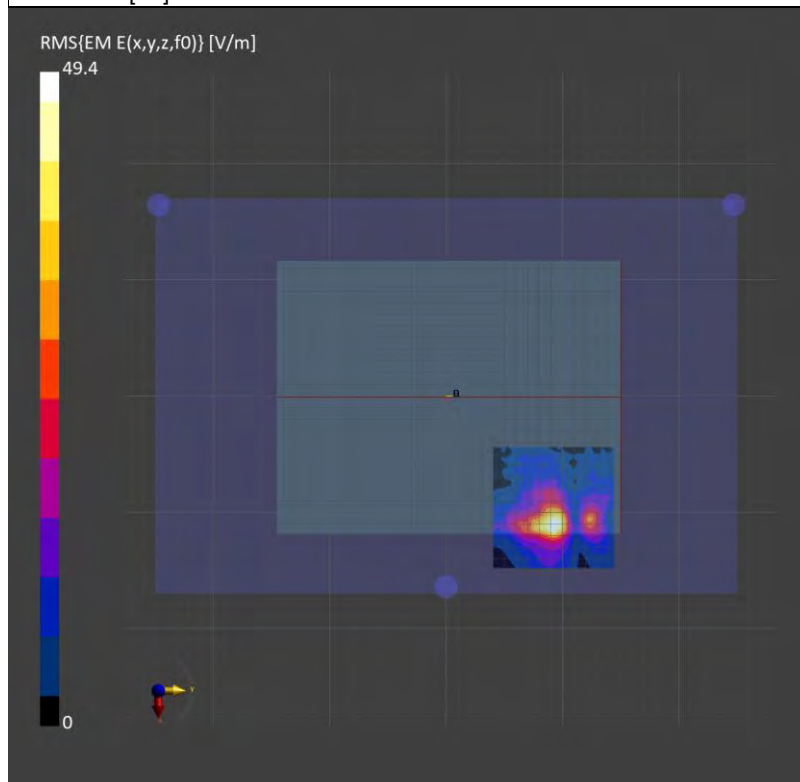
Phantom	Probe, Calibration Date	DAE, Calibration Date
mmWave - 1096	EUmmWV4 - SN9616_F1-55GHz, 2022-03-20	DAE4 Sn1719, 2022-03-25

**Scans Setup**

Scan Type	5G Scan
Grid Extents [mm]	100.0 x 100.0
Grid Steps [lambda]	0.0625 x 0.0625
Sensor Surface [mm]	2.0

**Measurement Results**

Scan Type	5G Scan
Date	2023-1-13
Avg. Area [cm <sup>2</sup> ]	4.00
psPDn+ [W/m <sup>2</sup> ]	2.83
psPDtot+ [W/m <sup>2</sup> ]	4.08
psPDmod+ [W/m <sup>2</sup> ]	4.35
E <sub>max</sub> [V/m]	59.4
Power Drift [dB]	-0.04



Unless otherwise stated the results shown in this test report refer only to the sample(s) tested and such sample(s) are retained for 90 days only.

除非另有說明，此報告結果僅對測試之樣品負責，同時此樣品僅保留90天。本報告未經本公司書面許可，不可部份複製。

This document is issued by the Company subject to its General Conditions of Service printed overleaf, available on request or accessible at <http://www.sgs.com.tw/Terms-and-Conditions>, and for electronic format documents, subject to Terms and Conditions for Electronic Documents at <http://www.sgs.com.tw/Terms-and-Conditions>. Attention is drawn to the limitation of liability, indemnification and jurisdiction issues defined therein. Any holder of this document is advised that information contained hereon reflects the Company's findings at the time of its intervention only and within the limits of Client's instructions, if any. The Company's sole responsibility is to its Client and this document does not exonerate parties to a transaction from exercising all their rights and obligations under the transaction documents. This document cannot be reproduced except in full, without prior written approval of the Company. Any unauthorized alteration, forgery or falsification of the content or appearance of this document is unlawful and offenders may be prosecuted to the fullest extent of the law.

SGS Taiwan Ltd.

No.134,Wu Kung Road, New Taipei Industrial Park, Wuku District, New Taipei City, Taiwan/新北市五股區新北產業園區五工路 134 號

台灣檢驗科技股份有限公司

t (886-2) 2299-3279

f (886-2) 2298-0488

www.sgs.com.tw

Member of SGS Group



ID: 029

Report No. : TESA2212000620EN

Measurement Report for IFR30, Bottom Surface, U-NII-8,  
IEEE 802.11ax (160MHz, MCS0, 90pc duty cycle), Channel 207 (6985.0 MHz)**Exposure Conditions**

Phantom Section, TSL	Position, Test Distance [mm]	Conversion Factor
5G, Air	Bottom Surface, 2.00	1.0

**Hardware Setup**

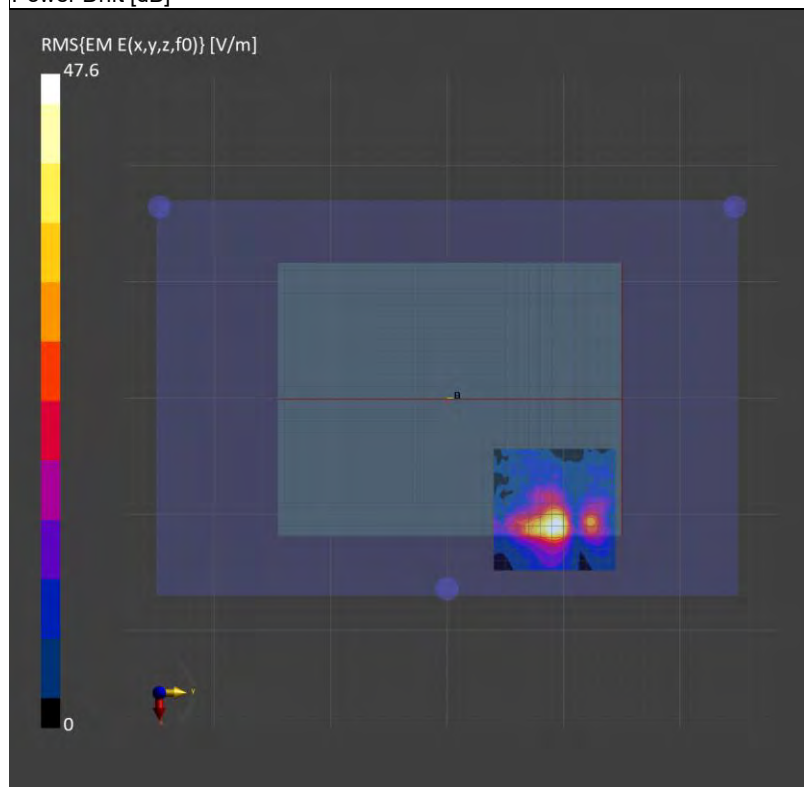
Phantom	Probe, Calibration Date	DAE, Calibration Date
mmWave - 1096	EUmmWV4 - SN9616_F1-55GHz, 2022-03-20	DAE4 Sn1719, 2022-03-25

**Scans Setup**

Scan Type	5G Scan
Grid Extents [mm]	100.0 x 100.0
Grid Steps [lambda]	0.0625 x 0.0625
Sensor Surface [mm]	2.0

**Measurement Results**

Scan Type	5G Scan
Date	2023-1-13
Avg. Area [cm <sup>2</sup> ]	4.00
psPDn+ [W/m <sup>2</sup> ]	2.77
psPDtot+ [W/m <sup>2</sup> ]	4.24
psPDmod+ [W/m <sup>2</sup> ]	4.47
E <sub>max</sub> [V/m]	57.7
Power Drift [dB]	0.03



Unless otherwise stated the results shown in this test report refer only to the sample(s) tested and such sample(s) are retained for 90 days only.

除非另有說明，此報告結果僅對測試之樣品負責，同時此樣品僅保留90天。本報告未經本公司書面許可，不可部份複製。

This document is issued by the Company subject to its General Conditions of Service printed overleaf, available on request or accessible at <http://www.sgs.com.tw/Terms-and-Conditions> and for electronic format documents, subject to Terms and Conditions for Electronic Documents at <http://www.sgs.com.tw/Terms-and-Conditions>. Attention is drawn to the limitation of liability, indemnification and jurisdiction issues defined therein. Any holder of this document is advised that information contained hereon reflects the Company's findings at the time of its intervention only and within the limits of Client's instructions, if any. The Company's sole responsibility is to its Client and this document does not exonerate parties to a transaction from exercising all their rights and obligations under the transaction documents. This document cannot be reproduced except in full, without prior written approval of the Company. Any unauthorized alteration, forgery or falsification of the content or appearance of this document is unlawful and offenders may be prosecuted to the fullest extent of the law.

SGS Taiwan Ltd.

No.134,Wu Kung Road, New Taipei Industrial Park, Wuku District, New Taipei City, Taiwan/新北市五股區新北產業園區五工路 134 號

台灣檢驗科技股份有限公司

t (886-2) 2299-3279

f (886-2) 2298-0488

www.sgs.com.tw

Member of SGS Group



ID: 030

Report No. : TESA2212000620EN

Measurement Report for IFR30, Bottom Surface, U-NII-5,  
IEEE 802.11ax (160MHz, MCS0, 90pc duty cycle), Channel 15 (6025.0 MHz)**Exposure Conditions**

Phantom Section, TSL	Position, Test Distance [mm]	Conversion Factor
5G, Air	Bottom Surface, 2.00	1.0

**Hardware Setup**

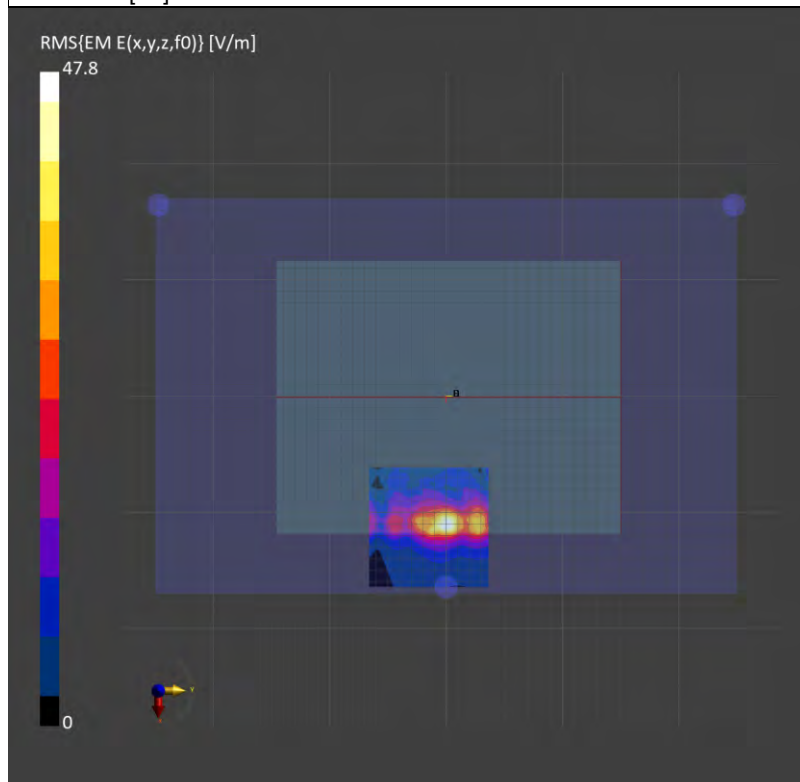
Phantom	Probe, Calibration Date	DAE, Calibration Date
mmWave - 1096	EUmmWV4 - SN9616_F1-55GHz, 2022-03-20	DAE4 Sn1719, 2022-03-25

**Scans Setup**

Scan Type	5G Scan
Grid Extents [mm]	100.0 x 100.0
Grid Steps [lambda]	0.0625 x 0.0625
Sensor Surface [mm]	2.0

**Measurement Results**

Scan Type	5G Scan
Date	2023-1-14
Avg. Area [cm <sup>2</sup> ]	4.00
psPDn+ [W/m <sup>2</sup> ]	1.79
psPDtot+ [W/m <sup>2</sup> ]	3.79
psPDmod+ [W/m <sup>2</sup> ]	4.13
E <sub>max</sub> [V/m]	57.8
Power Drift [dB]	-0.03



Unless otherwise stated the results shown in this test report refer only to the sample(s) tested and such sample(s) are retained for 90 days only.

除非另有說明，此報告結果僅對測試之樣品負責，同時此樣品僅保留90天。本報告未經本公司書面許可，不可部份複製。

This document is issued by the Company subject to its General Conditions of Service printed overleaf, available on request or accessible at <http://www.sgs.com.tw/Terms-and-Conditions>, and for electronic format documents, subject to Terms and Conditions for Electronic Documents at <http://www.sgs.com.tw/Terms-and-Conditions>. Attention is drawn to the limitation of liability, indemnification and jurisdiction issues defined therein. Any holder of this document is advised that information contained hereon reflects the Company's findings at the time of its intervention only and within the limits of Client's instructions, if any. The Company's sole responsibility is to its Client and this document does not exonerate parties to a transaction from exercising all their rights and obligations under the transaction documents. This document cannot be reproduced except in full, without prior written approval of the Company. Any unauthorized alteration, forgery or falsification of the content or appearance of this document is unlawful and offenders may be prosecuted to the fullest extent of the law.

SGS Taiwan Ltd.

No.134,Wu Kung Road, New Taipei Industrial Park, Wuku District, New Taipei City, Taiwan/新北市五股區新北產業園區五工路 134 號

台灣檢驗科技股份有限公司

t (886-2) 2299-3279

f (886-2) 2298-0488

[www.sgs.com.tw](http://www.sgs.com.tw)

Member of SGS Group

ID: 031

Report No. : TESA2212000620EN

Measurement Report for IFR30, Bottom Surface, U-NII-5,  
IEEE 802.11ax (160MHz, MCS0, 90pc duty cycle), Channel 79 (6345.0 MHz)**Exposure Conditions**

Phantom Section, TSL	Position, Test Distance [mm]	Conversion Factor
5G, Air	Bottom Surface, 2.00	1.0

**Hardware Setup**

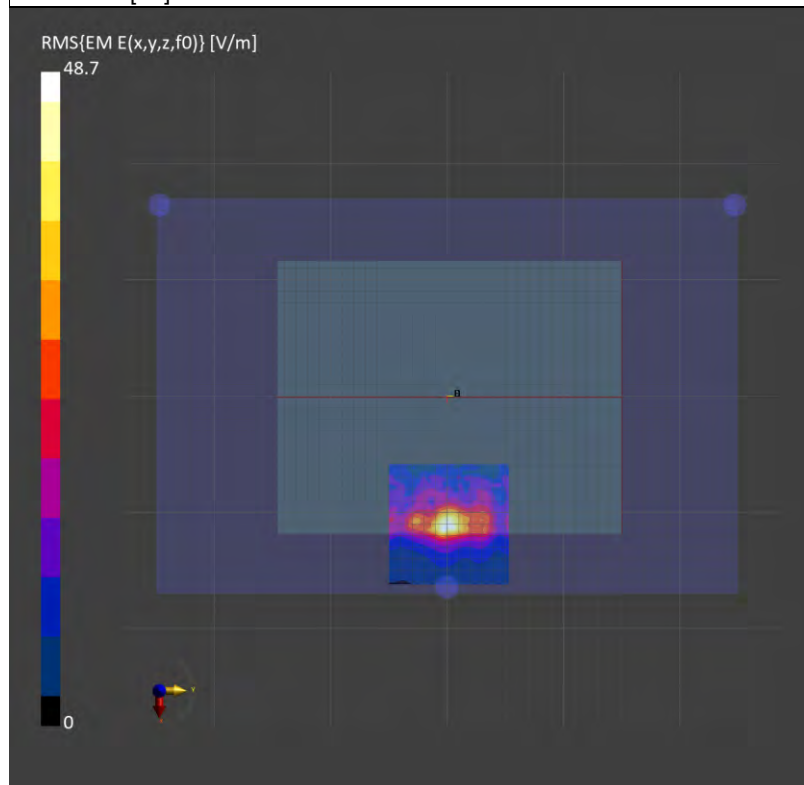
Phantom	Probe, Calibration Date	DAE, Calibration Date
mmWave - 1096	EUmmWV4 - SN9616_F1-55GHz, 2022-03-20	DAE4 Sn1719, 2022-03-25

**Scans Setup**

Scan Type	5G Scan
Grid Extents [mm]	100.0 x 100.0
Grid Steps [lambda]	0.0625 x 0.0625
Sensor Surface [mm]	2.0

**Measurement Results**

Scan Type	5G Scan
Date	2023-1-14
Avg. Area [cm <sup>2</sup> ]	4.00
psPDn+ [W/m <sup>2</sup> ]	1.62
psPDtot+ [W/m <sup>2</sup> ]	3.99
psPDmod+ [W/m <sup>2</sup> ]	4.22
E <sub>max</sub> [V/m]	58.7
Power Drift [dB]	0.06



Unless otherwise stated the results shown in this test report refer only to the sample(s) tested and such sample(s) are retained for 90 days only.

除非另有說明，此報告結果僅對測試之樣品負責，同時此樣品僅保留90天。本報告未經本公司書面許可，不可部份複製。

This document is issued by the Company subject to its General Conditions of Service printed overleaf, available on request or accessible at <http://www.sgs.com.tw/Terms-and-Conditions>, and for electronic format documents, subject to Terms and Conditions for Electronic Documents at <http://www.sgs.com.tw/Terms-and-Conditions>. Attention is drawn to the limitation of liability, indemnification and jurisdiction issues defined therein. Any holder of this document is advised that information contained hereon reflects the Company's findings at the time of its intervention only and within the limits of Client's instructions, if any. The Company's sole responsibility is to its Client and this document does not exonerate parties to a transaction from exercising all their rights and obligations under the transaction documents. This document cannot be reproduced except in full, without prior written approval of the Company. Any unauthorized alteration, forgery or falsification of the content or appearance of this document is unlawful and offenders may be prosecuted to the fullest extent of the law.

SGS Taiwan Ltd.

No.134,Wu Kung Road, New Taipei Industrial Park, Wuku District, New Taipei City, Taiwan/新北市五股區新北產業園區五工路 134 號

台灣檢驗科技股份有限公司

t (886-2) 2299-3279

f (886-2) 2298-0488

[www.sgs.com.tw](http://www.sgs.com.tw)

Member of SGS Group

ID: 032

Report No. : TESA2212000620EN

Measurement Report for IFR30, Bottom Surface, U-NII-6,  
IEEE 802.11ax (160MHz, MCS0, 90pc duty cycle), Channel 111 (6505.0 MHz)**Exposure Conditions**

Phantom Section, TSL	Position, Test Distance [mm]	Conversion Factor
5G, Air	Bottom Surface, 2.00	1.0

**Hardware Setup**

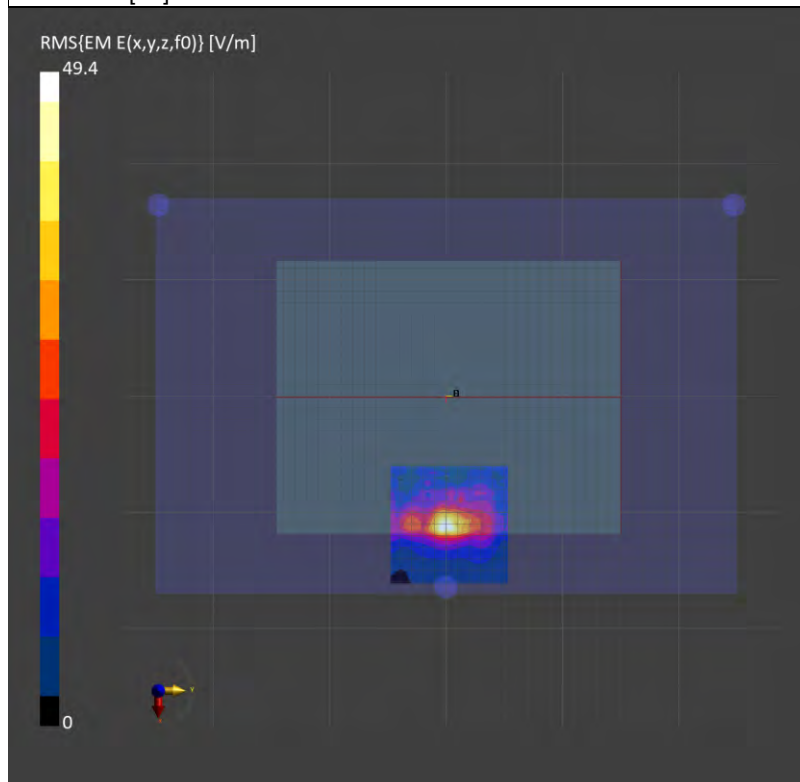
Phantom	Probe, Calibration Date	DAE, Calibration Date
mmWave - 1096	EUmmWV4 - SN9616_F1-55GHz, 2022-03-20	DAE4 Sn1719, 2022-03-25

**Scans Setup**

Scan Type	5G Scan
Grid Extents [mm]	100.0 x 100.0
Grid Steps [lambda]	0.0625 x 0.0625
Sensor Surface [mm]	2.0

**Measurement Results**

Scan Type	5G Scan
Date	2023-1-14
Avg. Area [cm <sup>2</sup> ]	4.00
psPDn+ [W/m <sup>2</sup> ]	2.61
psPDtot+ [W/m <sup>2</sup> ]	4.05
psPDmod+ [W/m <sup>2</sup> ]	4.36
E <sub>max</sub> [V/m]	59.4
Power Drift [dB]	-0.05



Unless otherwise stated the results shown in this test report refer only to the sample(s) tested and such sample(s) are retained for 90 days only.

除非另有說明，此報告結果僅對測試之樣品負責，同時此樣品僅保留90天。本報告未經本公司書面許可，不可部份複製。

This document is issued by the Company subject to its General Conditions of Service printed overleaf, available on request or accessible at <http://www.sgs.com.tw/Terms-and-Conditions>, and for electronic format documents, subject to Terms and Conditions for Electronic Documents at <http://www.sgs.com.tw/Terms-and-Conditions>. Attention is drawn to the limitation of liability, indemnification and jurisdiction issues defined therein. Any holder of this document is advised that information contained hereon reflects the Company's findings at the time of its intervention only and within the limits of Client's instructions, if any. The Company's sole responsibility is to its Client and this document does not exonerate parties to a transaction from exercising all their rights and obligations under the transaction documents. This document cannot be reproduced except in full, without prior written approval of the Company. Any unauthorized alteration, forgery or falsification of the content or appearance of this document is unlawful and offenders may be prosecuted to the fullest extent of the law.

SGS Taiwan Ltd.

No.134,Wu Kung Road, New Taipei Industrial Park, Wuku District, New Taipei City, Taiwan/新北市五股區新北產業園區五工路 134 號

台灣檢驗科技股份有限公司

t (886-2) 2299-3279

f (886-2) 2298-0488

[www.sgs.com.tw](http://www.sgs.com.tw)

Member of SGS Group

ID: 033

Report No. : TESA2212000620EN

Measurement Report for IFR30, Bottom Surface, U-NII-7,  
IEEE 802.11ax (160MHz, MCS0, 90pc duty cycle), Channel 143 (6665.0 MHz)**Exposure Conditions**

Phantom Section, TSL	Position, Test Distance [mm]	Conversion Factor
5G, Air	Bottom Surface, 2.00	1.0

**Hardware Setup**

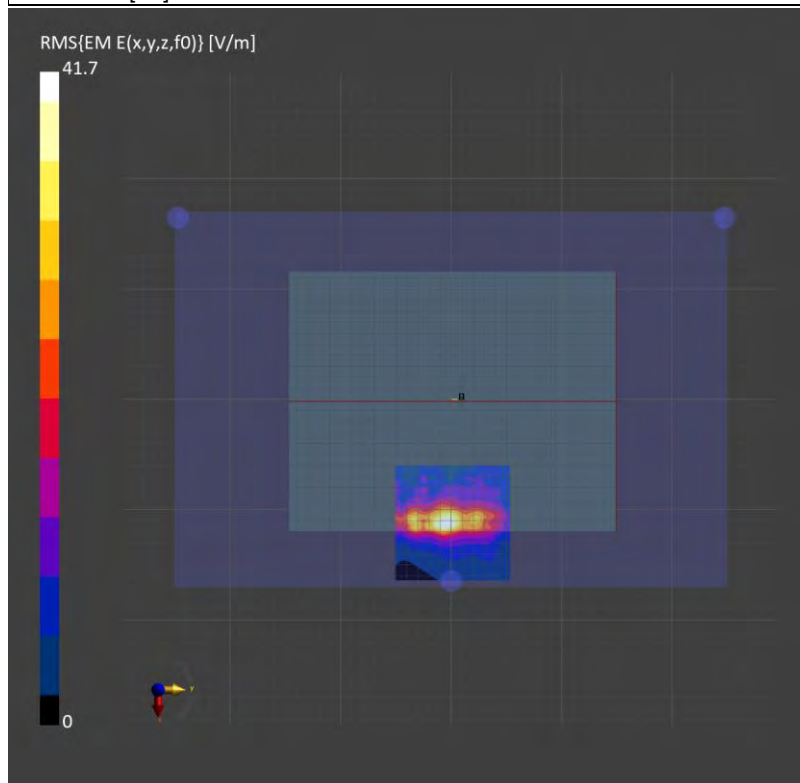
Phantom	Probe, Calibration Date	DAE, Calibration Date
mmWave - 1096	EUmmWV4 - SN9616_F1-55GHz, 2022-03-20	DAE4 Sn1719, 2022-03-25

**Scans Setup**

Scan Type	5G Scan
Grid Extents [mm]	100.0 x 100.0
Grid Steps [lambda]	0.0625 x 0.0625
Sensor Surface [mm]	2.0

**Measurement Results**

Scan Type	5G Scan
Date	2023-1-14
Avg. Area [cm <sup>2</sup> ]	4.00
psPDn+ [W/m <sup>2</sup> ]	1.22
psPDtot+ [W/m <sup>2</sup> ]	3.31
psPDmod+ [W/m <sup>2</sup> ]	3.54
E <sub>max</sub> [V/m]	61.7
Power Drift [dB]	-0.05



Unless otherwise stated the results shown in this test report refer only to the sample(s) tested and such sample(s) are retained for 90 days only.

除非另有說明，此報告結果僅對測試之樣品負責，同時此樣品僅保留90天。本報告未經本公司書面許可，不可部份複製。

This document is issued by the Company subject to its General Conditions of Service printed overleaf, available on request or accessible at <http://www.sgs.com.tw/Terms-and-Conditions>, and for electronic format documents, subject to Terms and Conditions for Electronic Documents at <http://www.sgs.com.tw/Terms-and-Conditions>. Attention is drawn to the limitation of liability, indemnification and jurisdiction issues defined therein. Any holder of this document is advised that information contained hereon reflects the Company's findings at the time of its intervention only and within the limits of Client's instructions, if any. The Company's sole responsibility is to its Client and this document does not exonerate parties to a transaction from exercising all their rights and obligations under the transaction documents. This document cannot be reproduced except in full, without prior written approval of the Company. Any unauthorized alteration, forgery or falsification of the content or appearance of this document is unlawful and offenders may be prosecuted to the fullest extent of the law.

SGS Taiwan Ltd.

No.134,Wu Kung Road, New Taipei Industrial Park, Wuku District, New Taipei City, Taiwan/新北市五股區新北產業園區五工路 134 號

台灣檢驗科技股份有限公司

t (886-2) 2299-3279

f (886-2) 2298-0488

www.sgs.com.tw

Member of SGS Group

ID: 034

Report No. : TESA2212000620EN

Measurement Report for IFR30, Bottom Surface, U-NII-8,  
IEEE 802.11ax (160MHz, MCS0, 90pc duty cycle), Channel 207 (6985.0 MHz)**Exposure Conditions**

Phantom Section, TSL	Position, Test Distance [mm]	Conversion Factor
5G, Air	Bottom Surface, 2.00	1.0

**Hardware Setup**

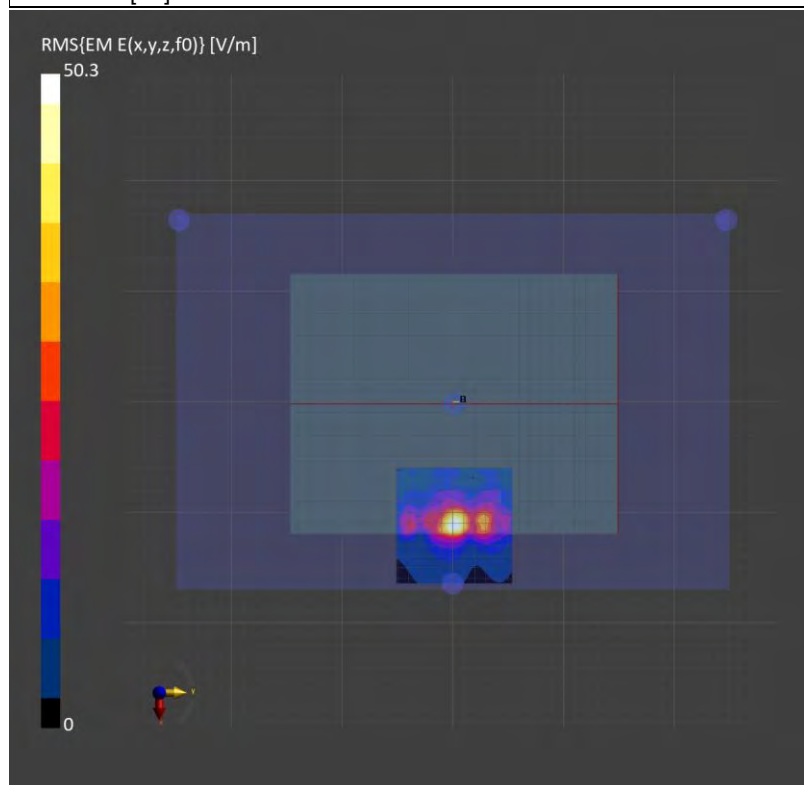
Phantom	Probe, Calibration Date	DAE, Calibration Date
mmWave - 1096	EUmmWV4 - SN9616_F1-55GHz, 2022-03-20	DAE4 Sn1719, 2022-03-25

**Scans Setup**

Scan Type	5G Scan
Grid Extents [mm]	100.0 x 100.0
Grid Steps [lambda]	0.0625 x 0.0625
Sensor Surface [mm]	2.0

**Measurement Results**

Scan Type	5G Scan
Date	2023-1-14
Avg. Area [cm <sup>2</sup> ]	4.00
psPDn+ [W/m <sup>2</sup> ]	2.49
psPDtot+ [W/m <sup>2</sup> ]	4.11
psPDmod+ [W/m <sup>2</sup> ]	4.52
E <sub>max</sub> [V/m]	50.3
Power Drift [dB]	0.03



Unless otherwise stated the results shown in this test report refer only to the sample(s) tested and such sample(s) are retained for 90 days only.

除非另有說明，此報告結果僅對測試之樣品負責，同時此樣品僅保留90天。本報告未經本公司書面許可，不可部份複製。

This document is issued by the Company subject to its General Conditions of Service printed overleaf, available on request or accessible at <http://www.sgs.com.tw/Terms-and-Conditions>, and for electronic format documents, subject to Terms and Conditions for Electronic Documents at <http://www.sgs.com.tw/Terms-and-Conditions>. Attention is drawn to the limitation of liability, indemnification and jurisdiction issues defined therein. Any holder of this document is advised that information contained hereon reflects the Company's findings at the time of its intervention only and within the limits of Client's instructions, if any. The Company's sole responsibility is to its Client and this document does not exonerate parties to a transaction from exercising all their rights and obligations under the transaction documents. This document cannot be reproduced except in full, without prior written approval of the Company. Any unauthorized alteration, forgery or falsification of the content or appearance of this document is unlawful and offenders may be prosecuted to the fullest extent of the law.

SGS Taiwan Ltd.

No.134,Wu Kung Road, New Taipei Industrial Park, Wuku District, New Taipei City, Taiwan/新北市五股區新北產業園區五工路 134 號

台灣檢驗科技股份有限公司

t (886-2) 2299-3279

f (886-2) 2298-0488

[www.sgs.com.tw](http://www.sgs.com.tw)

Member of SGS Group

## 14 SAR SYSTEM CHECK RESULTS

Report No. : TESA2212000620EN

Measurement Report

Dipole\_D2450-SN: 727

Ambient temperature: 23.6°C; Liquid temperature: 23.1°C

### Exposure Conditions

Phantom Section, TSL	Position, Test Distance [mm]	Conversion Factor	TSL Conductivity [S/m]	TSL Permittivity
Flat, HSL	FRONT, 10.00	8.16	1.874	39.993

### Hardware Setup

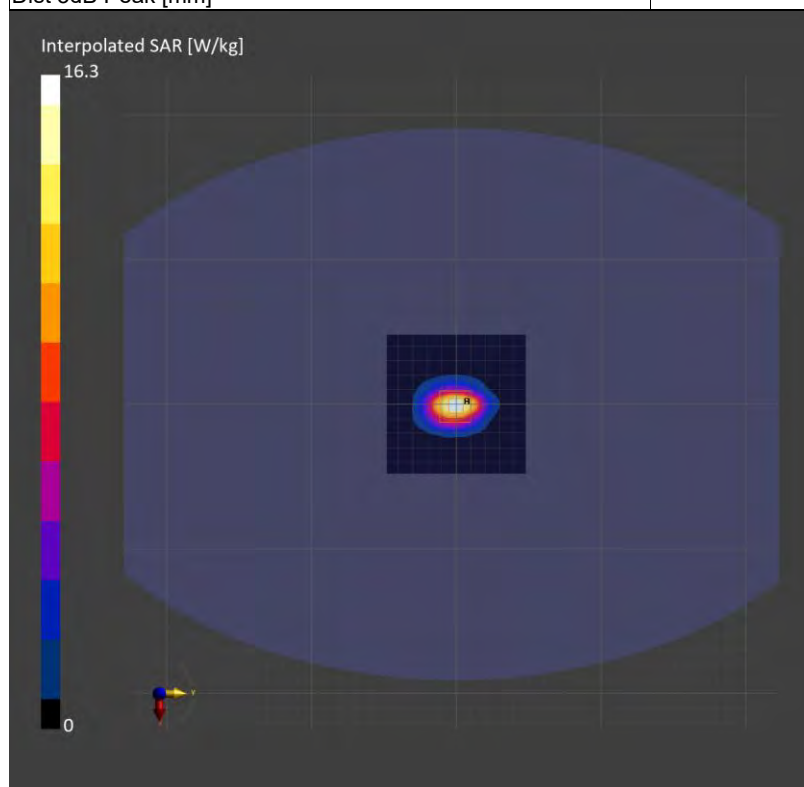
Phantom	Probe, Calibration Date	DAE, Calibration Date
ELI	EX3DV4 - SN7712, 2022-03-21	DAE4 Sn1719, 2022-03-25

### Scans Setup

	Area Scan	Zoom Scan
Grid Extents [mm]	96.0 x 96.0	30.0 x 30.0 x 30.0
Grid Steps [mm]	12.0 x 12.0	5.0 x 5.0 x 5.0
Sensor Surface [mm]	3.0	1.4

### Measurement Results

	Area Scan	Zoom Scan
Date	2023-1-10	2023-1-10
psSAR1g [W/kg]	12.4	12.9
psSAR8g [W/kg]	6.44	6.99
psSAR10g [W/kg]	5.83	6.38
Power Drift [dB]	0.01	-0.03
M2/M1 [%]		56.8
Dist 3dB Peak [mm]		9.0



Unless otherwise stated the results shown in this test report refer only to the sample(s) tested and such sample(s) are retained for 90 days only.

除非另有說明，此報告結果僅對測試之樣品負責，同時此樣品僅保留90天。本報告未經本公司書面許可，不可部份複製。

This document is issued by the Company subject to its General Conditions of Service printed overleaf, available on request or accessible at <http://www.sgs.com.tw/Terms-and-Conditions> and for electronic format documents, subject to Terms and Conditions for Electronic Documents at <http://www.sgs.com.tw/Terms-and-Conditions>. Attention is drawn to the limitation of liability, indemnification and jurisdiction issues defined therein. Any holder of this document is advised that information contained hereon reflects the Company's findings at the time of its intervention only and within the limits of Client's instructions, if any. The Company's sole responsibility is to its Client and this document does not exonerate parties to a transaction from exercising all their rights and obligations under the transaction documents. This document cannot be reproduced except in full, without prior written approval of the Company. Any unauthorized alteration, forgery or falsification of the content or appearance of this document is unlawful and offenders may be prosecuted to the fullest extent of the law.

SGS Taiwan Ltd.

No.134,Wu Kung Road, New Taipei Industrial Park, Wuku District, New Taipei City, Taiwan/新北市五股區新北產業園區五工路 134 號

台灣檢驗科技股份有限公司

t (886-2) 2299-3279

f (886-2) 2298-0488

www.sgs.com.tw

Member of SGS Group



Report No. : TESA2212000620EN

## Measurement Report

Dipole\_D5250-SN: 1023

Ambient temperature: 23.5°C; Liquid temperature: 23.0°C

## Exposure Conditions

Phantom Section, TSL	Position, Test Distance [mm]	Conversion Factor	TSL Conductivity [S/m]	TSL Permittivity
Flat, HSL	FRONT, 10.00	5.94	4.836	36.722

## Hardware Setup

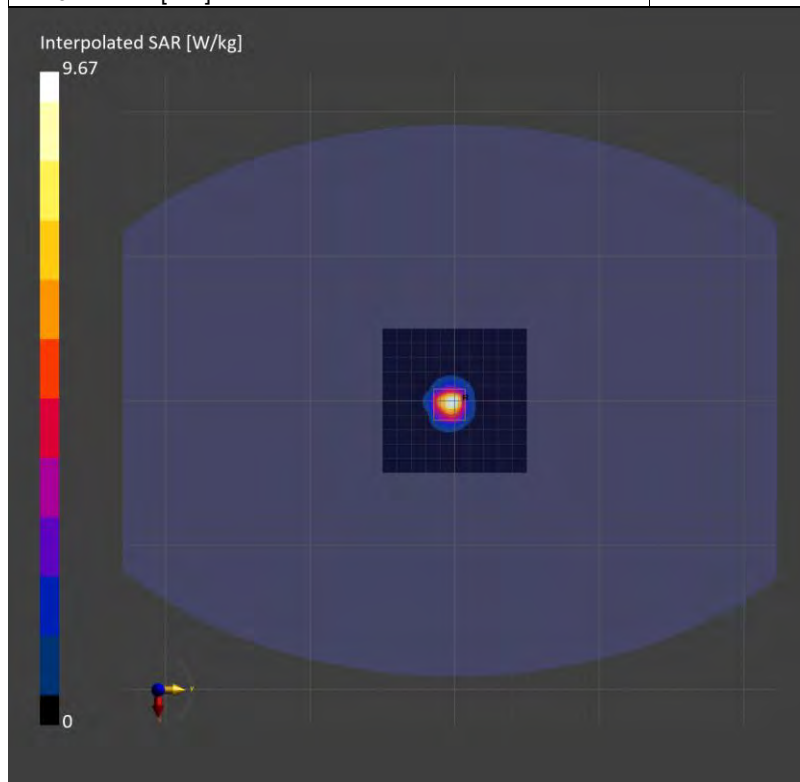
Phantom	Probe, Calibration Date	DAE, Calibration Date
ELI	EX3DV4 - SN7712, 2022-03-21	DAE4 Sn1719, 2022-03-25

## Scans Setup

	Area Scan	Zoom Scan
Grid Extents [mm]	100.0 x 100.0	24.0 x 24.0 x 22.0
Grid Steps [mm]	10.0 x 10.0	4.0 x 4.0 x 2.0
Sensor Surface [mm]	3.0	1.4

## Measurement Results

	Area Scan	Zoom Scan
Date	2023-1-10	2023-1-10
psSAR1g [W/kg]	6.46	7.73
psSAR8g [W/kg]	2.34	2.68
psSAR10g [W/kg]	2.03	2.30
Power Drift [dB]	0.01	-0.03
M2/M1 [%]		56.3
Dist 3dB Peak [mm]		7.6



Unless otherwise stated the results shown in this test report refer only to the sample(s) tested and such sample(s) are retained for 90 days only.

除非另有說明，此報告結果僅對測試之樣品負責，同時此樣品僅保留90天。本報告未經本公司書面許可，不可部份複製。

This document is issued by the Company subject to its General Conditions of Service printed overleaf, available on request or accessible at <http://www.sgs.com.tw/Terms-and-Conditions> and for electronic format documents, subject to Terms and Conditions for Electronic Documents at <http://www.sgs.com.tw/Terms-and-Conditions>. Attention is drawn to the limitation of liability, indemnification and jurisdiction issues defined therein. Any holder of this document is advised that information contained hereon reflects the Company's findings at the time of its intervention only and within the limits of Client's instructions, if any. The Company's sole responsibility is to its Client and this document does not exonerate parties to a transaction from exercising all their rights and obligations under the transaction documents. This document cannot be reproduced except in full, without prior written approval of the Company. Any unauthorized alteration, forgery or falsification of the content or appearance of this document is unlawful and offenders may be prosecuted to the fullest extent of the law.

SGS Taiwan Ltd.

No.134,Wu Kung Road, New Taipei Industrial Park, Wuku District, New Taipei City, Taiwan/新北市五股區新北產業園區五工路 134 號

台灣檢驗科技股份有限公司

t (886-2) 2299-3279

f (886-2) 2298-0488

[www.sgs.com.tw](http://www.sgs.com.tw)

Member of SGS Group



Report No. : TESA2212000620EN

## Measurement Report

Dipole\_D5600-SN: 1023

Ambient temperature: 23.3°C; Liquid temperature: 22.8°C

## Exposure Conditions

Phantom Section, TSL	Position, Test Distance [mm]	Conversion Factor	TSL Conductivity [S/m]	TSL Permittivity
Flat, HSL	FRONT, 10.00	5.29	5.205	36.322

## Hardware Setup

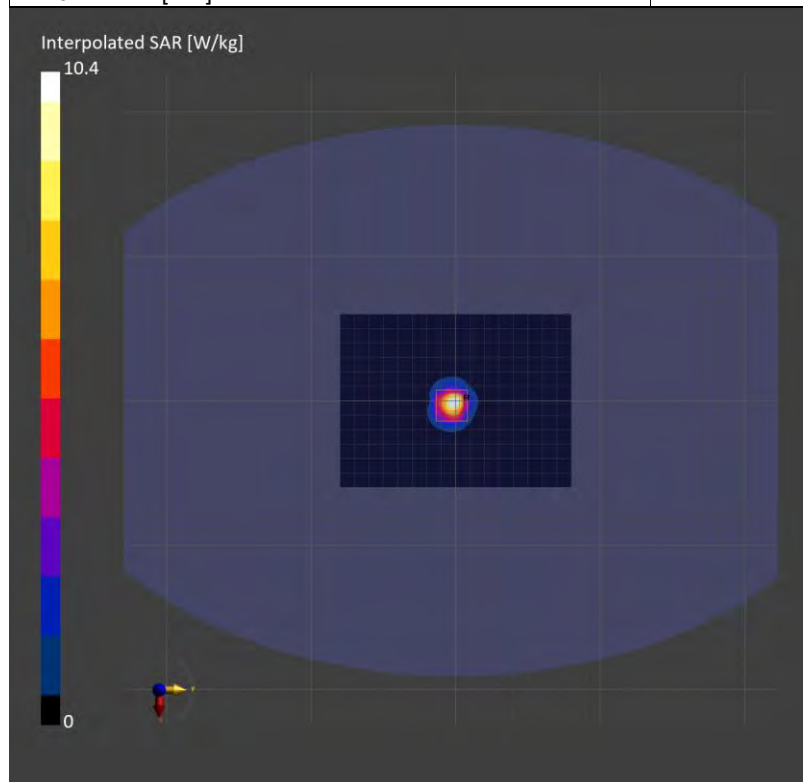
Phantom	Probe, Calibration Date	DAE, Calibration Date
ELI	EX3DV4 - SN7712, 2022-03-21	DAE4 Sn1719, 2022-03-25

## Scans Setup

	Area Scan	Zoom Scan
Grid Extents [mm]	120.0 x 160.0	24.0 x 24.0 x 22.0
Grid Steps [mm]	10.0 x 10.0	4.0 x 4.0 x 2.0
Sensor Surface [mm]	3.0	1.4

## Measurement Results

	Area Scan	Zoom Scan
Date	2023-1-11	2023-1-11
psSAR1g [W/kg]	6.98	8.23
psSAR8g [W/kg]	2.48	2.85
psSAR10g [W/kg]	2.15	2.44
Power Drift [dB]	0.05	-0.03
M2/M1 [%]		52.1
Dist 3dB Peak [mm]		7.4



Unless otherwise stated the results shown in this test report refer only to the sample(s) tested and such sample(s) are retained for 90 days only.

除非另有說明，此報告結果僅對測試之樣品負責，同時此樣品僅保留90天。本報告未經本公司書面許可，不可部份複製。

This document is issued by the Company subject to its General Conditions of Service printed overleaf, available on request or accessible at <http://www.sgs.com.tw/Terms-and-Conditions> and for electronic format documents, subject to Terms and Conditions for Electronic Documents at <http://www.sgs.com.tw/Terms-and-Conditions>. Attention is drawn to the limitation of liability, indemnification and jurisdiction issues defined therein. Any holder of this document is advised that information contained hereon reflects the Company's findings at the time of its intervention only and within the limits of Client's instructions, if any. The Company's sole responsibility is to its Client and this document does not exonerate parties to a transaction from exercising all their rights and obligations under the transaction documents. This document cannot be reproduced except in full, without prior written approval of the Company. Any unauthorized alteration, forgery or falsification of the content or appearance of this document is unlawful and offenders may be prosecuted to the fullest extent of the law.

SGS Taiwan Ltd.

No.134,Wu Kung Road, New Taipei Industrial Park, Wuku District, New Taipei City, Taiwan/新北市五股區新北產業園區五工路 134 號

台灣檢驗科技股份有限公司

t (886-2) 2299-3279

f (886-2) 2298-0488

[www.sgs.com.tw](http://www.sgs.com.tw)

Member of SGS Group

Report No. : TESA2212000620EN

## Measurement Report

Dipole\_D5750-SN: 1023

Ambient temperature: 23.3°C; Liquid temperature: 22.8°C

## Exposure Conditions

Phantom Section, TSL	Position, Test Distance [mm]	Conversion Factor	TSL Conductivity [S/m]	TSL Permittivity
Flat, HSL	FRONT, 10.00	5.45	5.362	36.15

## Hardware Setup

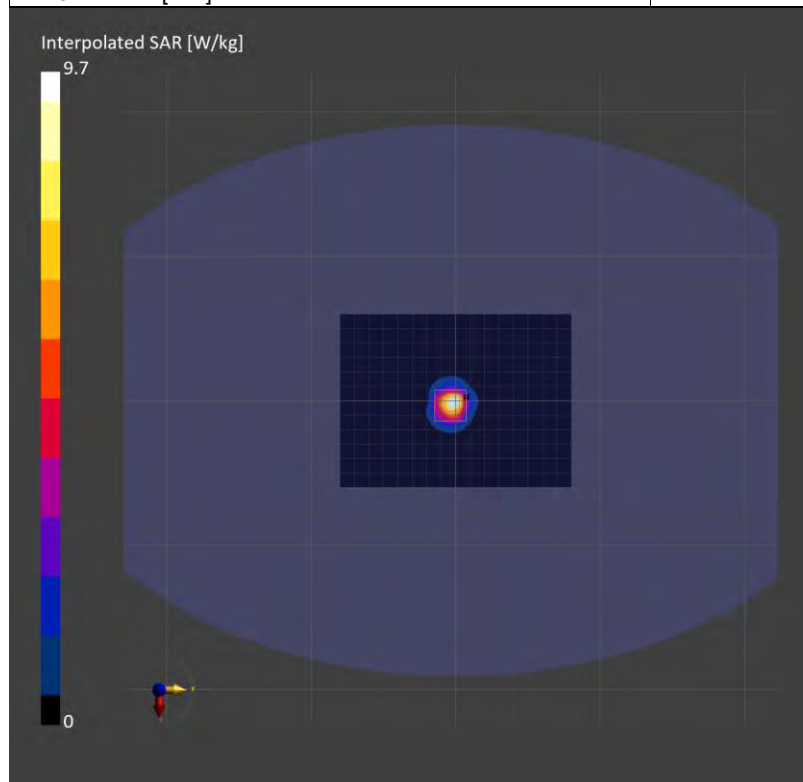
Phantom	Probe, Calibration Date	DAE, Calibration Date
ELI	EX3DV4 - SN7712, 2022-03-21	DAE4 Sn1719, 2022-03-25

## Scans Setup

	Area Scan	Zoom Scan
Grid Extents [mm]	120.0 x 160.0	24.0 x 24.0 x 22.0
Grid Steps [mm]	10.0 x 10.0	4.0 x 4.0 x 2.0
Sensor Surface [mm]	3.0	1.4

## Measurement Results

	Area Scan	Zoom Scan
Date	2023-1-11	2023-1-11
psSAR1g [W/kg]	6.62	8.01
psSAR8g [W/kg]	2.37	2.73
psSAR10g [W/kg]	2.05	2.35
Power Drift [dB]	0.01	0.04
M2/M1 [%]		50.4
Dist 3dB Peak [mm]		7.2



Unless otherwise stated the results shown in this test report refer only to the sample(s) tested and such sample(s) are retained for 90 days only.

除非另有說明，此報告結果僅對測試之樣品負責，同時此樣品僅保留90天。本報告未經本公司書面許可，不可部份複製。

This document is issued by the Company subject to its General Conditions of Service printed overleaf, available on request or accessible at <http://www.sgs.com.tw/Terms-and-Conditions> and for electronic format documents, subject to Terms and Conditions for Electronic Documents at <http://www.sgs.com.tw/Terms-and-Conditions>. Attention is drawn to the limitation of liability, indemnification and jurisdiction issues defined therein. Any holder of this document is advised that information contained hereon reflects the Company's findings at the time of its intervention only and within the limits of Client's instructions, if any. The Company's sole responsibility is to its Client and this document does not exonerate parties to a transaction from exercising all their rights and obligations under the transaction documents. This document cannot be reproduced except in full, without prior written approval of the Company. Any unauthorized alteration, forgery or falsification of the content or appearance of this document is unlawful and offenders may be prosecuted to the fullest extent of the law.

SGS Taiwan Ltd.

No.134,Wu Kung Road, New Taipei Industrial Park, Wuku District, New Taipei City, Taiwan/新北市五股區新北產業園區五工路 134 號

台灣檢驗科技股份有限公司

t (886-2) 2299-3279

f (886-2) 2298-0488

www.sgs.com.tw

Member of SGS Group

Report No. : TESA2212000620EN

## Measurement Report

Dipole\_D6500-SN: 1006

Ambient temperature: 23.3°C; Liquid temperature: 22.7°C

## Exposure Conditions

Phantom Section, TSL	Position, Test Distance [mm]	Conversion Factor	TSL Conductivity [S/m]	TSL Permittivity
Flat, HSL	5.00	5.6	6.161	35.264

## Hardware Setup

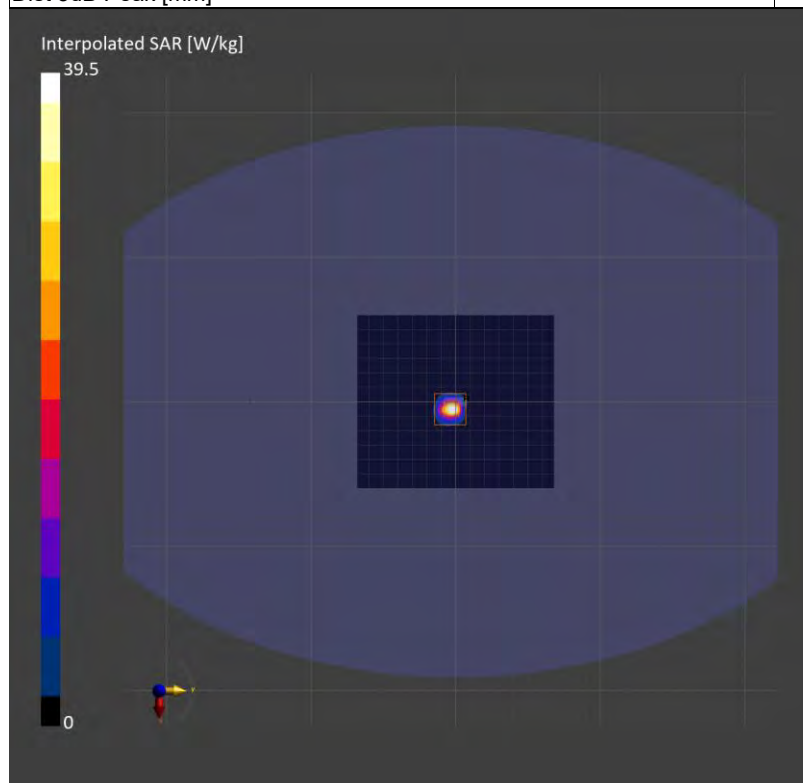
Phantom	Probe, Calibration Date	DAE, Calibration Date
ELI	EX3DV4 - SN7712, 2022-03-21	DAE4 Sn1719, 2022-03-25

## Scans Setup

	Area Scan	Zoom Scan
Grid Extents [mm]	120.0 x 136.0	22.0 x 22.0 x 22.0
Grid Steps [mm]	8.5 x 8.5	3.4 x 3.4 x 1.4
Sensor Surface [mm]	3.0	1.4

## Measurement Results

	Area Scan	Zoom Scan
Date	2023-1-12	2023-1-12
psSAR1g [W/kg]	23.8	29.0
psSAR8g [W/kg]	6.19	6.70
psSAR10g [W/kg]	5.14	5.51
psPDab (4.0cm2, sq) [W/m2]		134
Power Drift [dB]	0.03	-0.06
M2/M1 [%]		55.9
Dist 3dB Peak [mm]		6.6



Unless otherwise stated the results shown in this test report refer only to the sample(s) tested and such sample(s) are retained for 90 days only.

除非另有說明，此報告結果僅對測試之樣品負責，同時此樣品僅保留90天。本報告未經本公司書面許可，不可部份複製。

This document is issued by the Company subject to its General Conditions of Service printed overleaf, available on request or accessible at <http://www.sgs.com.tw/Terms-and-Conditions> and for electronic format documents, subject to Terms and Conditions for Electronic Documents at <http://www.sgs.com.tw/Terms-and-Conditions>. Attention is drawn to the limitation of liability, indemnification and jurisdiction issues defined therein. Any holder of this document is advised that information contained hereon reflects the Company's findings at the time of its intervention only and within the limits of Client's instructions, if any. The Company's sole responsibility is to its Client and this document does not exonerate parties to a transaction from exercising all their rights and obligations under the transaction documents. This document cannot be reproduced except in full, without prior written approval of the Company. Any unauthorized alteration, forgery or falsification of the content or appearance of this document is unlawful and offenders may be prosecuted to the fullest extent of the law.

SGS Taiwan Ltd.

No.134,Wu Kung Road, New Taipei Industrial Park, Wuku District, New Taipei City, Taiwan/新北市五股區新北產業園區五工路 134 號

台灣檢驗科技股份有限公司

t (886-2) 2299-3279

f (886-2) 2298-0488

www.sgs.com.tw

Member of SGS Group

Report No. : TESA2212000620EN

## Measurement Report

Dipole\_D7000-SN: 1007

Ambient temperature: 23.3°C; Liquid temperature: 22.7°C

## Exposure Conditions

Phantom Section, TSL	Position, Test Distance [mm]	Conversion Factor	TSL Conductivity [S/m]	TSL Permittivity
Flat, HSL	5.00	5.7	6.706	34.664

## Hardware Setup

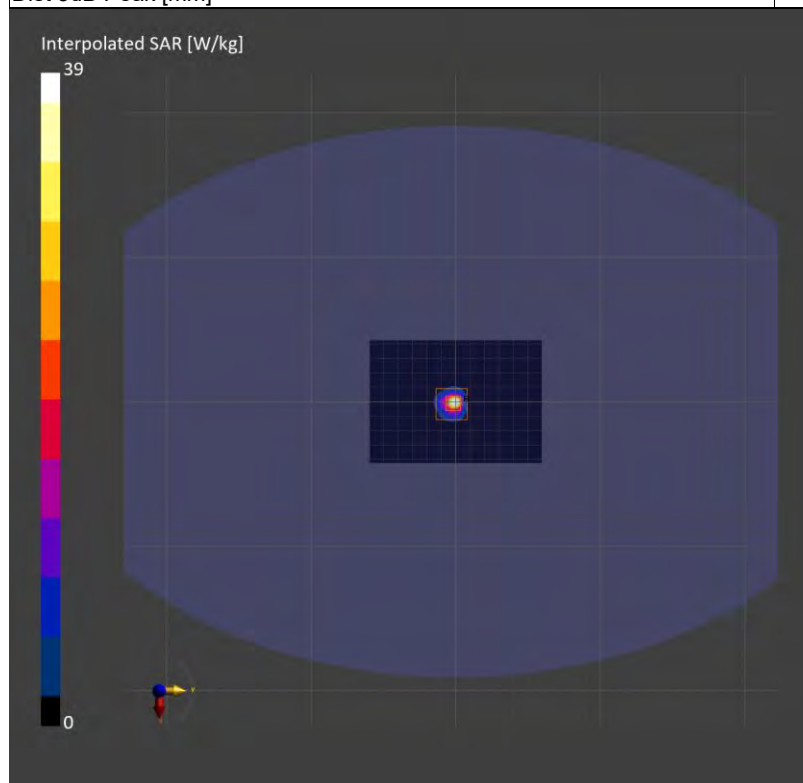
Phantom	Probe, Calibration Date	DAE, Calibration Date
ELI	EX3DV4 - SN7712, 2022-03-21	DAE4 Sn1719, 2022-03-25

## Scans Setup

	Area Scan	Zoom Scan
Grid Extents [mm]	85.0 x 119.0	22.0 x 22.0 x 22.0
Grid Steps [mm]	8.5 x 8.5	3.4 x 3.4 x 1.4
Sensor Surface [mm]	3.0	1.4

## Measurement Results

	Area Scan	Zoom Scan
Date	2023-1-12	2023-1-12
psSAR1g [W/kg]	23.0	27.2
psSAR8g [W/kg]	5.84	6.27
psSAR10g [W/kg]	4.87	5.16
psPDab (4.0cm2, sq) [W/m2]		125
Power Drift [dB]	0.05	-0.02
M2/M1 [%]		63.5
Dist 3dB Peak [mm]		7.0



Unless otherwise stated the results shown in this test report refer only to the sample(s) tested and such sample(s) are retained for 90 days only.

除非另有說明，此報告結果僅對測試之樣品負責，同時此樣品僅保留90天。本報告未經本公司書面許可，不可部份複製。

This document is issued by the Company subject to its General Conditions of Service printed overleaf, available on request or accessible at <http://www.sgs.com.tw/Terms-and-Conditions> and for electronic format documents, subject to Terms and Conditions for Electronic Documents at <http://www.sgs.com.tw/Terms-and-Conditions>. Attention is drawn to the limitation of liability, indemnification and jurisdiction issues defined therein. Any holder of this document is advised that information contained hereon reflects the Company's findings at the time of its intervention only and within the limits of Client's instructions, if any. The Company's sole responsibility is to its Client and this document does not exonerate parties to a transaction from exercising all their rights and obligations under the transaction documents. This document cannot be reproduced except in full, without prior written approval of the Company. Any unauthorized alteration, forgery or falsification of the content or appearance of this document is unlawful and offenders may be prosecuted to the fullest extent of the law.

SGS Taiwan Ltd.

No.134,Wu Kung Road, New Taipei Industrial Park, Wuku District, New Taipei City, Taiwan/新北市五股區新北產業園區五工路 134 號

台灣檢驗科技股份有限公司

t (886-2) 2299-3279

f (886-2) 2298-0488

www.sgs.com.tw

Member of SGS Group

## 15 PD SYSTEM CHECK RESULTS

Report No. : TESA2212000620EN

Measurement Report

5G Verification Source 10GHz-SN: 1021

**Exposure Conditions**

Phantom Section, TSL	Position, Test Distance [mm]	Conversion Factor
5G, Air	10	1.0

**Hardware Setup**

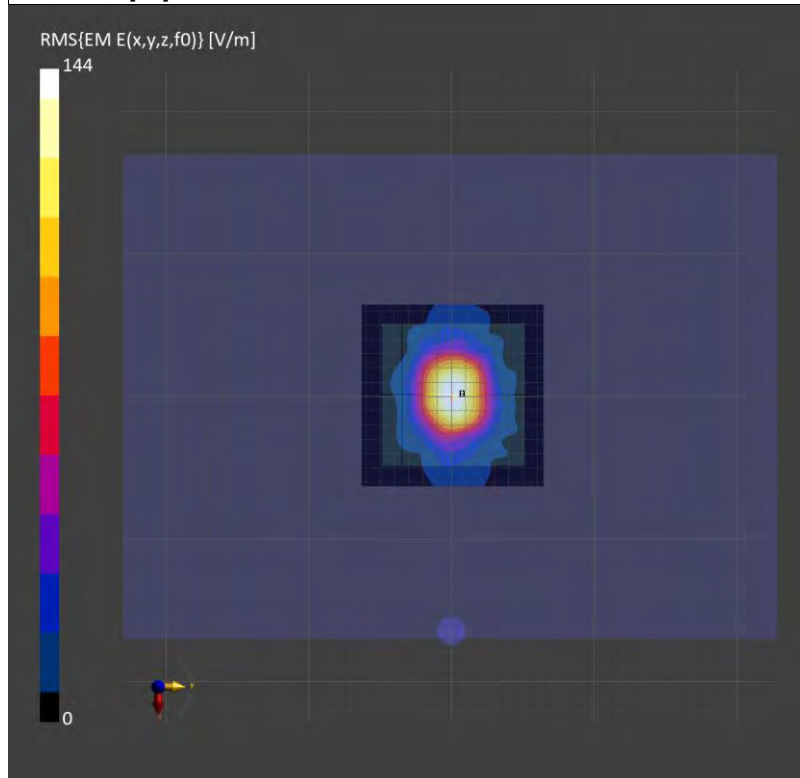
Phantom	Probe, Calibration Date	DAE, Calibration Date
mmWave - 1096	EUmmWV4 - SN9616_F1-55GHz, 2022-03-20	DAE4 Sn1719, 2022-03-25

**Scans Setup**

Scan Type	5G Scan
Grid Extents [mm]	120.0 x 120.0
Grid Steps [lambda]	0.25 x 0.25
Sensor Surface [mm]	10.0

**Measurement Results**

Scan Type	5G Scan
Date	2023-1-13
Avg. Area [cm <sup>2</sup> ]	4.00
psPDn+ [W/m <sup>2</sup> ]	52.8
psPDtot+ [W/m <sup>2</sup> ]	52.9
psPDmod+ [W/m <sup>2</sup> ]	53.2
E <sub>max</sub> [V/m]	144
Power Drift [dB]	0.04



Unless otherwise stated the results shown in this test report refer only to the sample(s) tested and such sample(s) are retained for 90 days only.  
除非另有說明，此報告結果僅對測試之樣品負責，同時此樣品僅保留90天。本報告未經本公司書面許可，不可部份複製。

This document is issued by the Company subject to its General Conditions of Service printed overleaf, available on request or accessible at <http://www.sgs.com.tw/Terms-and-Conditions>, and for electronic format documents, subject to Terms and Conditions for Electronic Documents at <http://www.sgs.com.tw/Terms-and-Conditions>. Attention is drawn to the limitation of liability, indemnification and jurisdiction issues defined therein. Any holder of this document is advised that information contained hereon reflects the Company's findings at the time of its intervention only and within the limits of Client's instructions, if any. The Company's sole responsibility is to its Client and this document does not exonerate parties to a transaction from exercising all their rights and obligations under the transaction documents. This document cannot be reproduced except in full, without prior written approval of the Company. Any unauthorized alteration, forgery or falsification of the content or appearance of this document is unlawful and offenders may be prosecuted to the fullest extent of the law.

SGS Taiwan Ltd.

No.134,Wu Kung Road, New Taipei Industrial Park, Wuku District, New Taipei City, Taiwan/新北市五股區新北產業園區五工路 134 號

台灣檢驗科技股份有限公司

t (886-2) 2299-3279

f (886-2) 2298-0488

[www.sgs.com.tw](http://www.sgs.com.tw)

Member of SGS Group

**Refer to separated files for the following appendixes.**

**16.1 SAR\_Appendix A Photographs**

**16.2 SAR\_Appendix B DAE & Probe Cal. Certificate**

**16.3 SAR\_Appendix C Phantom Description & Dipole Cal. Certificate**

**- End of report -**

Unless otherwise stated the results shown in this test report refer only to the sample(s) tested and such sample(s) are retained for 90 days only.

除非另有說明，此報告結果僅對測試之樣品負責，同時此樣品僅保留90天。本報告未經本公司書面許可，不可部份複製。

This document is issued by the Company subject to its General Conditions of Service printed overleaf, available on request or accessible at <http://www.sgs.com.tw/Terms-and-Conditions> and for electronic format documents, subject to Terms and Conditions for Electronic Documents at <http://www.sgs.com.tw/Terms-and-Conditions>. Attention is drawn to the limitation of liability, indemnification and jurisdiction issues defined therein. Any holder of this document is advised that information contained hereon reflects the Company's findings at the time of its intervention only and within the limits of Client's instructions, if any. The Company's sole responsibility is to its Client and this document does not exonerate parties to a transaction from exercising all their rights and obligations under the transaction documents. This document cannot be reproduced except in full, without prior written approval of the Company. Any unauthorized alteration, forgery or falsification of the content or appearance of this document is unlawful and offenders may be prosecuted to the fullest extent of the law.

SGS Taiwan Ltd.

No.134,Wu Kung Road, New Taipei Industrial Park, Wuku District, New Taipei City, Taiwan/新北市五股區新北產業園區五工路 134 號

台灣檢驗科技股份有限公司

t (886-2) 2299-3279

f (886-2) 2298-0488

[www.sgs.com.tw](http://www.sgs.com.tw)

Member of SGS Group