Test Engineer :	Chase	**Temperature :**	22~24℃
		Relative Humidity :	44~50%
Test Voltage :	120Vac / 60Hz	**Phase :**	Neutral
Remark :	All emissions not reported here are more than 10 dB below the prescribed limit.		

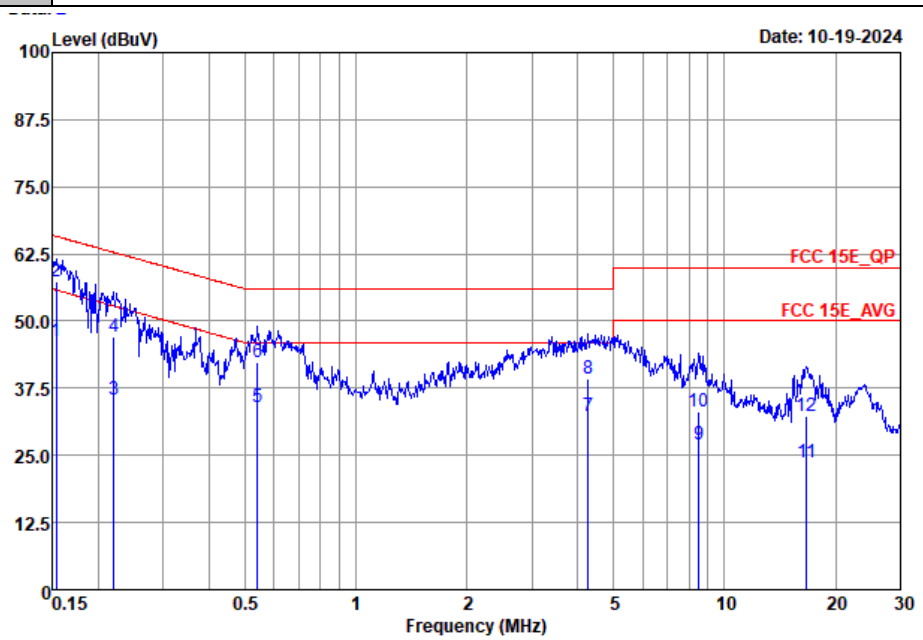

Site : CO02-SZ
Condition : FCC 15E_QP LISN_2024-N NEUTRAL

		Freq	Level	Over Limit	Limit Line	Read Level	LISN Factor	Cable Loss	Remark
		MHz	dBuV	dB	dBuV	dBuV	dB	dB	
1		0.15	46.27	-9.51	55.78	26.00	10.11	10.16	Average
2	*	0.15	57.47	-8.31	65.78	37.20	10.11	10.16	QP
3		0.22	35.28	-17.51	52.79	15.09	10.03	10.16	Average
4		0.22	47.08	-15.71	62.79	26.89	10.03	10.16	QP
5		0.54	33.97	-12.03	46.00	13.80	9.96	10.21	Average
6		0.54	42.27	-13.73	56.00	22.10	9.96	10.21	QP
7		4.27	32.30	-13.70	46.00	12.20	9.86	10.24	Average
8		4.27	39.40	-16.60	56.00	19.30	9.86	10.24	QP
9		8.50	27.00	-23.00	50.00	6.99	9.74	10.27	Average
10		8.50	33.10	-26.90	60.00	13.09	9.74	10.27	QP
11		16.66	23.80	-26.20	50.00	3.60	9.70	10.50	Average
12		16.66	32.30	-27.70	60.00	12.10	9.70	10.50	QP

Note:

1. Level(dBμV) = Read Level(dBμV) + LISN Factor(dB) + Cable Loss(dB)
2. Over Limit(dB) = Level(dBμV) – Limit Line(dBμV)

Appendix C Radiated Spurious Emission Test Data

Test Engineer :	Zhaohui Liang	Relative Humidity :	48~49%
		Temperature :	24-25℃

Radiated Spurious Emission Test Modes

Mode	Band	Band (GHz)	Antenna	Modulation	Channel	Frequency	Data Rate	RU	Remark
Mode 1	U-NII-1	5.15-5.25	1	802.11a	36	5180	6Mbps	-	-
Mode 2	U-NII-1	5.15-5.25	1	802.11a	44	5220	6Mbps	-	-
Mode 3	U-NII-1	5.15-5.25	1	802.11a	48	5240	6Mbps	-	-
Mode 4	U-NII-2A	5.25-5.35	1	802.11a	52	5280	6Mbps	-	-
Mode 5	U-NII-2A	5.25-5.35	1	802.11a	60	5300	6Mbps	-	-
Mode 6	U-NII-2A	5.25-5.35	1	802.11a	64	5320	6Mbps	-	-
Mode 7	U-NII-2C	5.47-5.725	1	802.11a	100	5500	6Mbps	-	-
Mode 8	U-NII-2C	5.47-5.725	1	802.11a	116	5580	6Mbps	-	-
Mode 9	U-NII-2C	5.47-5.725	1	802.11a	140	5700	6Mbps	-	-
Mode 10	U-NII-1	5.15-5.25	1	802.11n HT20	36	5180	MCS0	-	-
Mode 11	U-NII-1	5.15-5.25	1	802.11n HT20	44	5220	MCS0	-	-
Mode 12	U-NII-1	5.15-5.25	1	802.11n HT20	48	5240	MCS0	-	-
Mode 13	U-NII-2A	5.25-5.35	1	802.11n HT20	52	5280	MCS0	-	-
Mode 14	U-NII-2A	5.25-5.35	1	802.11n HT20	60	5300	MCS0	-	-
Mode 15	U-NII-2A	5.25-5.35	1	802.11n HT20	64	5320	MCS0	-	-
Mode 16	U-NII-2C	5.47-5.725	1	802.11n HT20	100	5500	MCS0	-	-
Mode 17	U-NII-2C	5.47-5.725	1	802.11n HT20	116	5580	MCS0	-	-
Mode 18	U-NII-2C	5.47-5.725	1	802.11n HT20	140	5700	MCS0	-	-
Mode 19	U-NII-1	5.15-5.25	1	802.11n HT40	38	5190	MCS0	-	-
Mode 20	U-NII-1	5.15-5.25	1	802.11n HT40	46	5230	MCS0	-	-
Mode 21	U-NII-2A	5.25-5.35	1	802.11n HT40	54	5270	MCS0	-	-
Mode 22	U-NII-2A	5.25-5.35	1	802.11n HT40	62	5310	MCS0	-	-
Mode 23	U-NII-2C	5.47-5.725	1	802.11n HT40	102	5510	MCS0	-	-
Mode 24	U-NII-2C	5.47-5.725	1	802.11n HT40	110	5550	MCS0	-	-
Mode 25	U-NII-2C	5.47-5.725	1	802.11n HT40	134	5670	MCS0	-	-
Mode 26	U-NII-1	5.15-5.25	1	802.11ax HE20	36	5180	MCS0	-	-
Mode 27	U-NII-1	5.15-5.25	1	802.11ax HE20	44	5220	MCS0	-	-
Mode 28	U-NII-1	5.15-5.25	1	802.11ax HE20	48	5240	MCS0	-	-
Mode 29	U-NII-2A	5.25-5.35	1	802.11ax HE20	52	5280	MCS0	-	-
Mode 30	U-NII-2A	5.25-5.35	1	802.11ax HE20	60	5300	MCS0	-	-
Mode 31	U-NII-2A	5.25-5.35	1	802.11ax HE20	64	5320	MCS0	-	-
Mode 32	U-NII-2C	5.47-5.725	1	802.11ax HE20	100	5500	MCS0	-	-
Mode 33	U-NII-2C	5.47-5.725	1	802.11ax HE20	116	5580	MCS0	-	-
Mode 34	U-NII-2C	5.47-5.725	1	802.11ax HE20	140	5700	MCS0	-	-
Mode 35	U-NII-1	5.15-5.25	1	802.11ax HE40	38	5190	MCS0	-	-
Mode 36	U-NII-1	5.15-5.25	1	802.11ax HE40	46	5230	MCS0	-	-
Mode 37	U-NII-2A	5.25-5.35	1	802.11ax HE40	54	5270	MCS0	-	-

Mode 38	U-NII-2A	5.25-5.35	1	802.11ax HE40	62	5310	MCS0	-	-
Mode 39	U-NII-2C	5.47-5.725	1	802.11ax HE40	102	5510	MCS0	-	-
Mode 40	U-NII-2C	5.47-5.725	1	802.11ax HE40	110	5550	MCS0	-	-
Mode 41	U-NII-2C	5.47-5.725	1	802.11ax HE40	134	5670	MCS0	-	-
Mode 42	U-NII-3	5.725-5.85	1	802.11a	149	5745	6Mbps	-	-
Mode 43	U-NII-3	5.725-5.85	1	802.11a	157	5785	6Mbps	-	-
Mode 44	U-NII-3	5.725-5.85	1	802.11a	165	5825	6Mbps	-	-
Mode 45	U-NII-3	5.725-5.85	1	802.11n HT20	149	5745	MCS0	-	-
Mode 46	U-NII-3	5.725-5.85	1	802.11n HT20	157	5785	MCS0	-	-
Mode 47	U-NII-3	5.725-5.85	1	802.11n HT20	165	5825	MCS0	-	-
Mode 48	U-NII-3	5.725-5.85	1	802.11n HT40	151	5755	MCS0	-	-
Mode 49	U-NII-3	5.725-5.85	1	802.11n HT40	159	5795	MCS0	-	-
Mode 50	U-NII-3	5.725-5.85	1	802.11ax HE20	149	5745	MCS0	-	-
Mode 51	U-NII-3	5.725-5.85	1	802.11ax HE20	157	5785	MCS0	-	-
Mode 52	U-NII-3	5.725-5.85	1	802.11ax HE20	165	5825	MCS0	-	-
Mode 53	U-NII-3	5.725-5.85	1	802.11ax HE40	151	5755	MCS0	-	-
Mode 54	U-NII-3	5.725-5.85	1	802.11ax HE40	159	5795	MCS0	-	-
Mode 55	U-NII-2A	5.25-5.35	1	WIFI Worse Band I.II.III LF-802.11a	64	5320	6Mbps	-	-
Mode 56	U-NII-3	5.725-5.85	1	WIFI Worse Band IV LF-802.11ax HE20	149	5745	MCS0	-	-
Mode 57	U-NII-2A	5.25-5.35	1	Sample 2- WIFI Worse LF-802.11a	64	5320	6Mbps	-	-
Mode 58	U-NII-2C	5.47-5.725	1	802.11a	116	5580	6Mbps	-	-
Mode 59	U-NII-2C	5.47-5.725	1	802.11n HT20	116	5580	MCS0	-	-
Mode 60	U-NII-2C	5.47-5.725	1	802.11ax HE20	116	5580	MCS0	-	-
Mode 61	U-NII-2C	5.47-5.725	1	802.11a	104	5520	6Mbps	-	-
Mode 62	U-NII-2C	5.47-5.725	1	802.11a	136	5680	6Mbps	-	-
Mode 63	U-NII-2C	5.47-5.725	1	802.11n HT20	136	5680	MCS0	-	-
Mode 64	U-NII-2C	5.47-5.725	1	802.11ax HE20	104	5520	MCS0	-	-
Mode 65	U-NII-2C	5.47-5.725	1	802.11ax HE20	136	5680	MCS0	-	-

Summary of each worse mode

Mode	Modulation	Ch.	Freq. (MHz)	Level (dBuV/m)	Limit (dBuV/m)	Margin (dB)	Pol.	Peak Avg.	Result	Remark
1	802.11a	36	5149.85	50.89	54.00	-3.11	H	AVERAGE	Pass	Band Edge
1	802.11a	36	10360.00	48.09	68.30	-20.21	H	Peak	Pass	Harmonic
2	802.11a	44	-	-	-	-	-	-	-	Band Edge
2	802.11a	44	10440.00	49.68	68.30	-18.62	V	Peak	Pass	Harmonic
3	802.11a	48	-	-	-	-	-	-	-	Band Edge
3	802.11a	48	10480.00	49.33	68.30	-18.97	V	Peak	Pass	Harmonic
4	802.11a	52	-	-	-	-	-	-	-	Band Edge
4	802.11a	52	10520.00	-49.68	68.30	-18.62	V	Peak	Pass	Harmonic
5	802.11a	60	-	-	-	-	-	-	-	Band Edge
5	802.11a	60	15900.00	47.86	74.00	-26.14	V	Peak	Pass	Harmonic
6	802.11a	64	5350.00	53.58	54.00	-0.42	H	AVERAGE	Pass	Band Edge
6	802.11a	64	10640.00	47.81	74.00	-26.19	V	Peak	Pass	Harmonic
7	802.11a	100	5462.59	62.84	68.30	-5.46	H	PEAK	Pass	Band Edge
7	802.11a	100	16500.00	48.70	68.30	-19.60	H	Peak	Pass	Harmonic
8	802.11a	116	-	-	-	-	-	-	-	Band Edge
8	802.11a	116	16740.00	48.96	68.30	-19.34	V	Peak	Pass	Harmonic
9	802.11a	140	5730.78	61.11	68.30	-7.19	H	PEAK	Pass	Band Edge
9	802.11a	140	17100.00	48.95	68.30	-19.35	V	Peak	Pass	Harmonic
10	802.11n HT20	36	5149.99	51.94	54.00	-2.06	H	AVERAGE	Pass	Band Edge
10	802.11n HT20	36	10360.00	49.00	68.30	-19.30	H	Peak	Pass	Harmonic
11	802.11n HT20	44	-	-	-	-	-	-	-	Band Edge
11	802.11n HT20	44	10440.00	48.66	68.30	-19.64	V	Peak	Pass	Harmonic
12	802.11n HT20	48	-	-	-	-	-	-	-	Band Edge
12	802.11n HT20	48	10480.00	48.48	68.30	-19.82	V	Peak	Pass	Harmonic
13	802.11n HT20	52	-	-	-	-	-	-	-	Band Edge
13	802.11n HT20	52	10520.00	49.01	68.30	-19.29	H	Peak	Pass	Harmonic
14	802.11n HT20	60	-	-	-	-	-	-	-	Band Edge
14	802.11n HT20	60	10600.00	47.97	74.00	-26.03	V	Peak	Pass	Harmonic
15	802.11n HT20	64	5350.03	53.43	54.00	-0.57	H	AVERAGE	Pass	Band Edge
15	802.11n HT20	64	10640.00	47.98	74.00	-26.02	V	Peak	Pass	Harmonic
16	802.11n HT20	100	5469.93	65.85	68.30	-2.45	H	PEAK	Pass	Band Edge
16	802.11n HT20	100	16500.00	48.63	68.30	-19.67	H	Peak	Pass	Harmonic
17	802.11n HT20	116	-	-	-	-	-	-	-	Band Edge
17	802.11n HT20	116	16740.00	49.67	68.30	-18.63	H	Peak	Pass	Harmonic
18	802.11n HT20	140	5729.09	61.17	68.30	-7.13	V	PEAK	Pass	Band Edge
18	802.11n HT20	140	17100.00	47.73	68.30	-20.57	H	Peak	Pass	Harmonic
19	802.11n HT40	38	5149.97	53.17	54.00	-0.83	H	AVERAGE	Pass	Band Edge
19	802.11n HT40	38	10380.00	49.30	68.30	-19.00	V	Peak	Pass	Harmonic
20	802.11n HT40	46	5149.39	45.22	54.00	-8.78	H	AVERAGE	Pass	Band Edge
20	802.11n HT40	46	10460.00	48.37	68.30	-19.93	H	Peak	Pass	Harmonic
21	802.11n HT40	54	5350.29	43.18	54.00	-10.82	H	AVERAGE	Pass	Band Edge
21	802.11n HT40	54	10540.00	48.61	68.30	-19.69	H	Peak	Pass	Harmonic
22	802.11n HT40	62	5350.01	52.21	54.00	-1.79	H	AVERAGE	Pass	Band Edge
22	802.11n HT40	62	10620.00	49.09	74.00	-24.91	V	Peak	Pass	Harmonic

23	802.11n HT40	102	5464.18	65.02	68.30	-3.28	H	PEAK	Pass	Band Edge
23	802.11n HT40	102	16530.00	48.56	68.30	-19.74	H	Peak	Pass	Harmonic
24	802.11n HT40	110	5469.50	59.03	68.30	-9.27	H	PEAK	Pass	Band Edge
24	802.11n HT40	110	16650.00	49.05	68.30	-19.25	H	Peak	Pass	Harmonic
25	802.11n HT40	134	5725.44	66.53	68.30	-1.77	H	PEAK	Pass	Band Edge
25	802.11n HT40	134	17010.00	47.64	68.30	-20.66	V	Peak	Pass	Harmonic
26	802.11ax HE20	36	5149.99	53.30	54.00	-0.70	H	AVERAGE	Pass	Band Edge
26	802.11ax HE20	36	10360.00	48.83	68.30	-19.47	V	Peak	Pass	Harmonic
27	802.11ax HE20	44	-	-	-	-	-	-	-	Band Edge
27	802.11ax HE20	44	10440.00	48.42	68.30	-19.88	H	Peak	Pass	Harmonic
28	802.11ax HE20	48	-	-	-	-	-	-	-	Band Edge
28	802.11ax HE20	48	10480.00	47.90	68.30	-20.40	H	Peak	Pass	Harmonic
29	802.11ax HE20	52	-	-	-	-	-	-	-	Band Edge
29	802.11ax HE20	52	10520.00	48.91	68.30	-19.39	V	Peak	Pass	Harmonic
30	802.11ax HE20	60	-	-	-	-	-	-	-	Band Edge
30	802.11ax HE20	60	10600.00	48.74	74.00	-25.26	V	Peak	Pass	Harmonic
31	802.11ax HE20	64	5350.74	49.13	54.00	-4.87	H	AVERAGE	Pass	Band Edge
31	802.11ax HE20	64	10640.00	48.98	74.00	-25.02	H	Peak	Pass	Harmonic
32	802.11ax HE20	100	5463.48	65.38	68.30	-2.92	H	PEAK	Pass	Band Edge
32	802.11ax HE20	100	16500.00	48.18	68.30	-20.12	V	Peak	Pass	Harmonic
33	802.11ax HE20	116	-	-	-	-	-	-	-	Band Edge
33	802.11ax HE20	116	16740.00	47.50	68.30	-20.80	V	Peak	Pass	Harmonic
34	802.11ax HE20	140	5725.65	66.67	68.30	-1.63	H	PEAK	Pass	Band Edge
34	802.11ax HE20	140	17100.00	47.06	68.30	-21.24	H	Peak	Pass	Harmonic
35	802.11ax HE40	38	5149.06	51.72	54.00	-2.28	H	AVERAGE	Pass	Band Edge
35	802.11ax HE40	38	10380.00	48.29	68.30	-20.01	V	Peak	Pass	Harmonic
36	802.11ax HE40	46	5149.64	50.08	54.00	-3.92	H	AVERAGE	Pass	Band Edge
36	802.11ax HE40	46	10460.00	48.25	68.30	-20.05	H	Peak	Pass	Harmonic
37	802.11ax HE40	54	5350.09	48.49	54.00	-5.51	H	AVERAGE	Pass	Band Edge
37	802.11ax HE40	54	10540.00	47.78	68.30	-20.52	H	Peak	Pass	Harmonic
38	802.11ax HE40	62	5350.01	47.50	54.00	-6.50	H	AVERAGE	Pass	Band Edge
38	802.11ax HE40	62	10620.00	48.70	74.00	-25.30	H	Peak	Pass	Harmonic
39	802.11ax HE40	102	5468.80	65.78	68.30	-2.52	H	PEAK	Pass	Band Edge
39	802.11ax HE40	102	16530.00	47.96	68.30	-20.34	H	Peak	Pass	Harmonic
40	802.11ax HE40	110	5465.10	58.49	68.30	-9.81	H	PEAK	Pass	Band Edge
40	802.11ax HE40	110	16650.00	47.51	68.30	-20.79	V	Peak	Pass	Harmonic
41	802.11ax HE40	134	5725.62	66.52	68.30	-1.78	H	PEAK	Pass	Band Edge
41	802.11ax HE40	134	17010.00	47.96	68.30	-20.34	V	Peak	Pass	Harmonic
42	802.11a	149	5649.59	53.72	68.30	-14.58	H	PEAK	Pass	Band Edge
42	802.11a	149	17235.00	47.56	68.30	-20.74	V	Peak	Pass	Harmonic
43	802.11a	157	-	-	-	-	-	-	-	Band Edge
43	802.11a	157	17355.00	47.87	68.30	-20.43	H	Peak	Pass	Harmonic
44	802.11a	165	5932.00	53.27	68.30	-15.03	V	PEAK	Pass	Band Edge
44	802.11a	165	17475.00	47.98	68.30	-20.32	V	Peak	Pass	Harmonic
45	802.11n HT20	149	5616.82	53.53	68.30	-14.77	V	PEAK	Pass	Band Edge
45	802.11n HT20	149	17235.00	47.89	68.30	-20.41	H	Peak	Pass	Harmonic

46	802.11n HT20	157	-	-	-	-	-	-	-	Band Edge
46	802.11n HT20	157	17355.00	48.00	68.30	-20.30	H	Peak	Pass	Harmonic
47	802.11n HT20	165	5948.50	53.46	68.30	-14.84	H	PEAK	Pass	Band Edge
47	802.11n HT20	165	17475.00	47.05	68.30	-21.25	V	Peak	Pass	Harmonic
48	802.11n HT40	151	5608.06	53.65	68.30	-14.65	H	PEAK	Pass	Band Edge
48	802.11n HT40	151	17265.00	47.91	68.30	-20.39	V	Peak	Pass	Harmonic
49	802.11n HT40	159	5630.62	53.14	68.30	-15.16	H	PEAK	Pass	Band Edge
49	802.11n HT40	159	17385.00	48.21	68.30	-20.09	V	Peak	Pass	Harmonic
50	802.11ax HE20	149	5649.74	53.86	68.30	-14.44	H	PEAK	Pass	Band Edge
50	802.11ax HE20	149	17235.00	47.74	68.30	-20.56	H	Peak	Pass	Harmonic
51	802.11ax HE20	157	-	-	-	-	-	-	-	Band Edge
51	802.11ax HE20	157	17355.00	47.63	68.30	-20.67	H	Peak	Pass	Harmonic
52	802.11ax HE20	165	5947.50	53.28	68.30	-15.02	H	PEAK	Pass	Band Edge
52	802.11ax HE20	165	17475.00	47.94	68.30	-20.36	V	Peak	Pass	Harmonic
53	802.11ax HE40	151	5606.05	53.68	68.30	-14.62	H	PEAK	Pass	Band Edge
53	802.11ax HE40	151	17265.00	48.51	68.30	-19.79	V	Peak	Pass	Harmonic
54	802.11ax HE40	159	5937.60	53.75	68.30	-14.55	V	PEAK	Pass	Band Edge
54	802.11ax HE40	159	17385.00	48.03	68.30	-20.27	V	Peak	Pass	Harmonic
55	LF-802.11a	64	359.80	32.31	46.00	-13.69	H	Peak	Pass	LF
56	LF-802.11ax HE20	149	359.80	32.54	46.00	-13.46	H	Peak	Pass	LF
57	Sample 2-LF-802.11a	64	359.80	32.41	46.00	-13.59	H	Peak	Pass	LF
58	802.11a	116	5457.25	42.42	54.00	-11.58	H	AVERAGE	Pass	Band Edge
58	802.11a	116	-	-	-	-	-	-	-	Harmonic
59	802.11n HT20	116	5457.30	41.88	54.00	-12.12	V	AVERAGE	Pass	Band Edge
59	802.11n HT20	116	-	-	-	-	-	-	-	Harmonic
60	802.11ax HE20	116	5373.35	42.43	54.00	-11.57	H	AVERAGE	Pass	Band Edge
60	802.11ax HE20	116	-	-	-	-	-	-	-	Harmonic
61	802.11a	104	5464.84	63.08	68.30	-5.22	H	PEAK	Pass	Band Edge
61	802.11a	104	-	-	-	-	-	-	-	Harmonic
62	802.11a	136	5725.94	63.87	68.30	-4.43	H	PEAK	Pass	Band Edge
62	802.11a	136	-	-	-	-	-	-	-	Harmonic
63	802.11n HT20	136	5729.35	61.71	68.30	-6.59	H	PEAK	Pass	Band Edge
63	802.11n HT20	136	-	-	-	-	-	-	-	Harmonic
64	802.11ax HE20	104	5469.26	62.25	68.30	-6.05	H	PEAK	Pass	Band Edge
64	802.11ax HE20	104	-	-	-	-	-	-	-	Harmonic
65	802.11ax HE20	136	5727.65	62.28	68.30	-6.02	H	PEAK	Pass	Band Edge
65	802.11ax HE20	136	-	-	-	-	-	-	-	Harmonic

Mode	1	
	Band Edge	
	U-NII-1_5.15-5.25_802.11a_CH36_5180MHz	
ANT	1	
Pol.	Horizontal	Fundamental
Peak	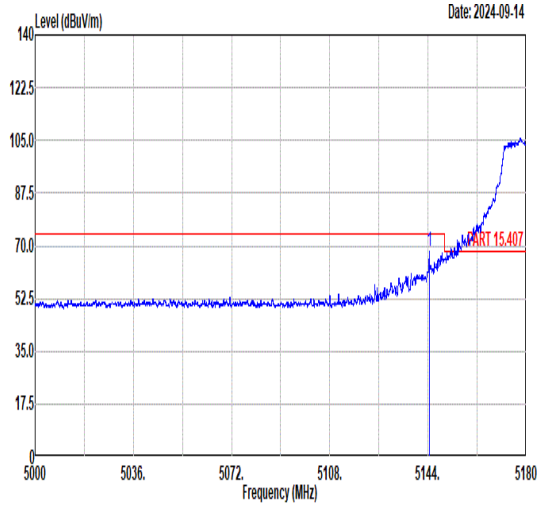 Freq Level Limit Line Margin Read Level Ant Factor Cable Loss Preamp Factor APos TPos Remark MHz dBuV/m dBuV/m dB dBuV dB/m dB dB cm deg 1 5144.47 68.21 74.00 -5.79 54.02 34.87 11.09 31.77 368 75 PEAK	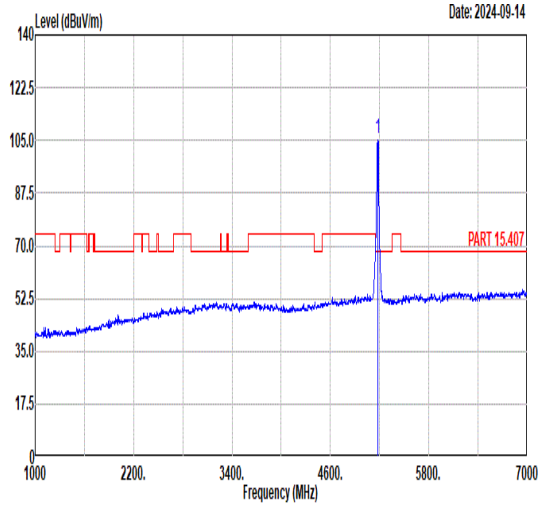 Freq Level Limit Line Margin Read Level Ant Factor Cable Loss Preamp Factor APos TPos Remark MHz dBuV/m dBuV/m dB dBuV dB/m dB dB cm deg 1 5180.00 105.90 ------ ------ 91.79 34.86 11.07 31.82 368 75 PEAK
Avg	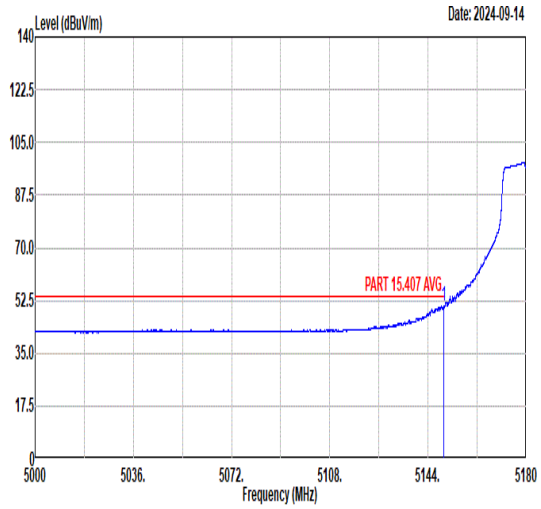 Freq Level Limit Line Margin Read Level Ant Factor Cable Loss Preamp Factor APos TPos Remark MHz dBuV/m dBuV/m dB dBuV dB/m dB dB cm deg 1 5149.85 50.89 54.00 -3.11 36.71 34.87 11.09 31.78 368 75 AVERAGE	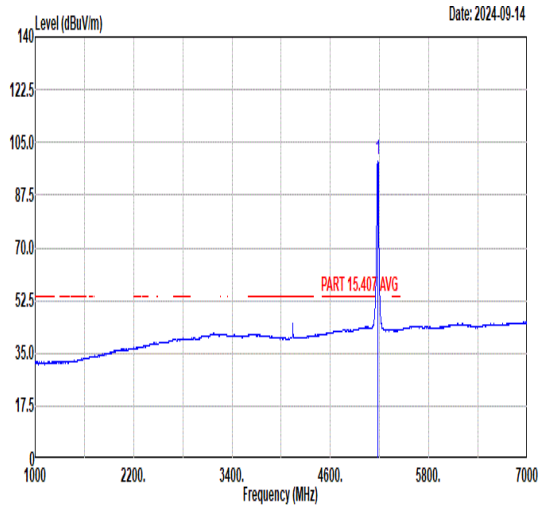 Freq Level Limit Line Margin Read Level Ant Factor Cable Loss Preamp Factor APos TPos Remark MHz dBuV/m dBuV/m dB dBuV dB/m dB dB cm deg 1 5180.00 99.36 ------ ------ 85.25 34.86 11.07 31.82 368 75 AVERAGE

Mode	1	
	Band Edge	
	U-NII-1_5.15-5.25_802.11a_CH36_5180MHz	
ANT	1	
Pol.	Vertical	Fundamental
Peak	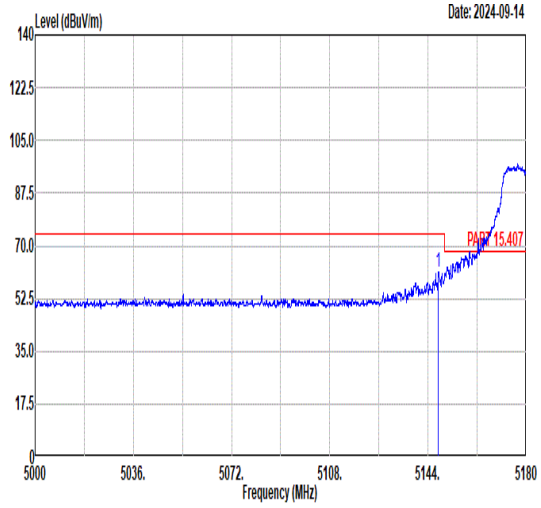 Freq Level Limit Line Margin Read Level Ant Factor Cable Loss Preamp Factor APos TPos Remark MHz dBuV/m dBuV/m dB dBuV dB/m dB dB cm deg 1 5147.71 61.44 74.00 -12.56 47.26 34.87 11.09 31.78 400 164 PEAK	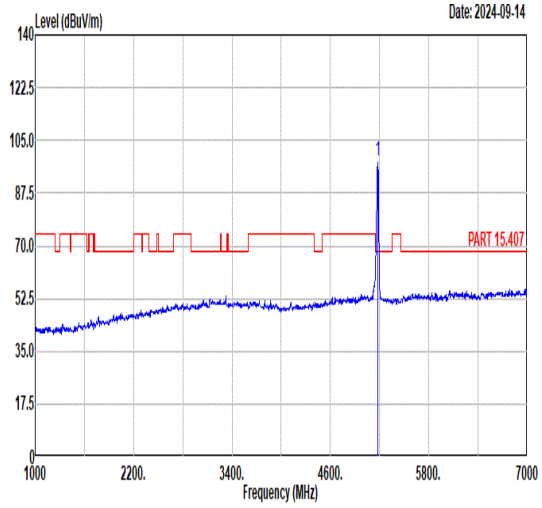 Freq Level Limit Line Margin Read Level Ant Factor Cable Loss Preamp Factor APos TPos Remark MHz dBuV/m dBuV/m dB dBuV dB/m dB dB cm deg 1 5180.00 98.38 ------ ------ 84.25 34.87 11.07 31.81 400 164 PEAK
Avg	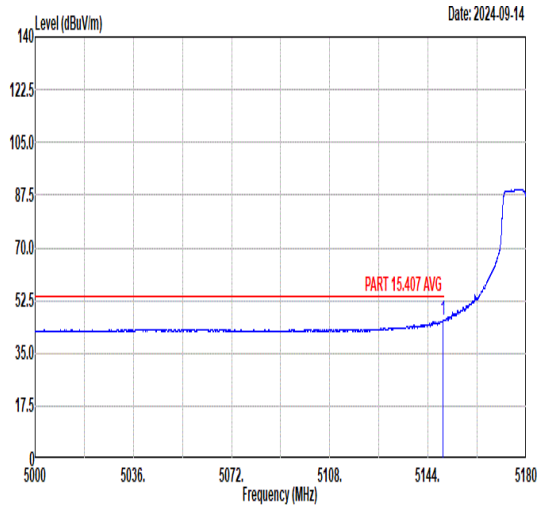 Freq Level Limit Line Margin Read Level Ant Factor Cable Loss Preamp Factor APos TPos Remark MHz dBuV/m dBuV/m dB dBuV dB/m dB dB cm deg 1 5149.51 46.02 54.00 -7.98 31.84 34.87 11.09 31.78 400 164 AVERAGE	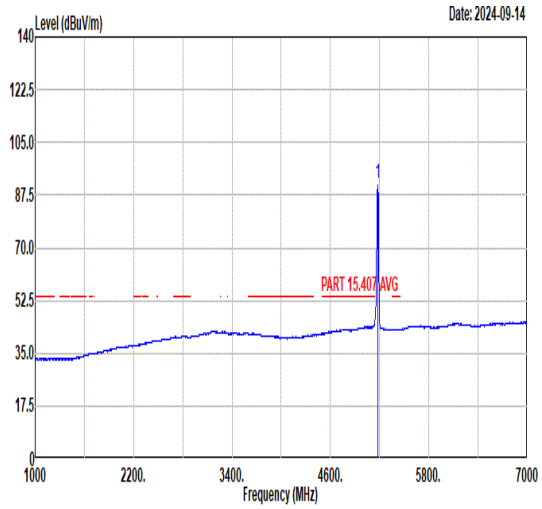 Freq Level Limit Line Margin Read Level Ant Factor Cable Loss Preamp Factor APos TPos Remark MHz dBuV/m dBuV/m dB dBuV dB/m dB dB cm deg 1 5180.00 91.17 ------ ------ 77.04 34.87 11.07 31.81 400 164 AVERAGE

Mode	1	
	Harmonic	
	U-NII-1_5.15-5.25_802.11a_CH36_5180MHz	
ANT	1	
Pol.	Horizontal	Vertical
Peak Avg	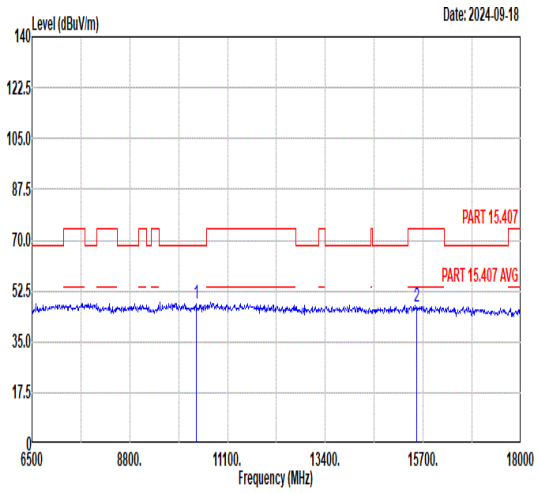 Freq Level Limit Line Margin Read Level Ant Factor Cable Loss Preamp Factor APos TPos Remark MHz dBuV/m dBuV/m dB dBuV dB/m dB dB cm deg 1 10360.00 48.09 68.30 -20.21 45.27 39.44 14.15 50.77 --- --- Peak 2 15540.00 47.00 74.00 -27.00 39.76 41.82 16.85 51.43 --- --- Peak	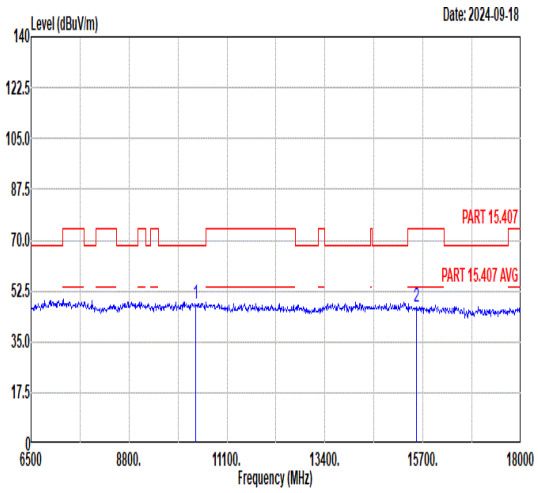 Freq Level Limit Line Margin Read Level Ant Factor Cable Loss Preamp Factor APos TPos Remark MHz dBuV/m dBuV/m dB dBuV dB/m dB dB cm deg 1 10360.00 48.03 68.30 -20.27 45.21 39.44 14.15 50.77 --- --- Peak 2 15540.00 47.26 74.00 -26.74 40.02 41.82 16.85 51.43 --- --- Peak

Mode	2	
	Harmonic	
	U-NII-1_5.15-5.25_802.11a_CH44_5220MHz	
ANT	1	
Pol.	Horizontal	Vertical
Peak Avg	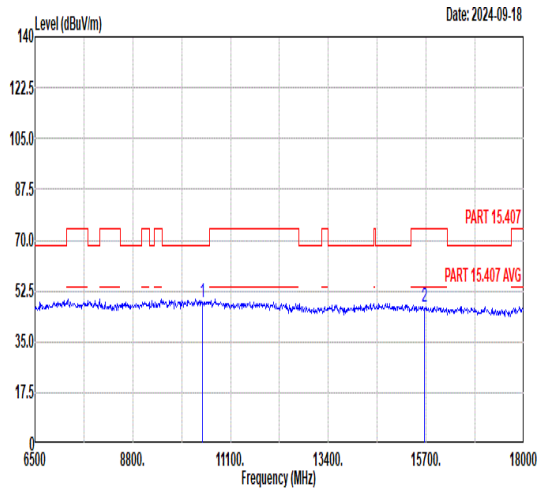 Freq Level Limit Line Margin Read Level Ant Factor Cable Loss Preamp Factor APos TPos Remark MHz dBuV/m dBuV/m dB dBuV dB/m dB dB cm deg 1 10440.00 48.74 68.30 -19.56 45.85 39.48 14.20 50.79 --- --- Peak 2 15660.00 46.89 74.00 -27.11 39.58 41.90 16.94 51.53 --- --- Peak	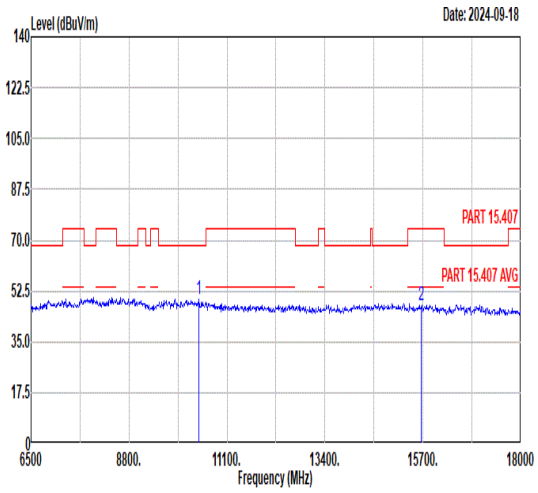 Freq Level Limit Line Margin Read Level Ant Factor Cable Loss Preamp Factor APos TPos Remark MHz dBuV/m dBuV/m dB dBuV dB/m dB dB cm deg 1 10440.00 49.68 68.30 -18.62 46.79 39.48 14.20 50.79 --- --- Peak 2 15660.00 47.31 74.00 -26.69 40.00 41.90 16.94 51.53 --- --- Peak

Mode	3	
	Harmonic	
	U-NII-1_5.15-5.25_802.11a_CH48_5240MHz	
ANT	1	
Pol.	Horizontal	Vertical
Peak Avg	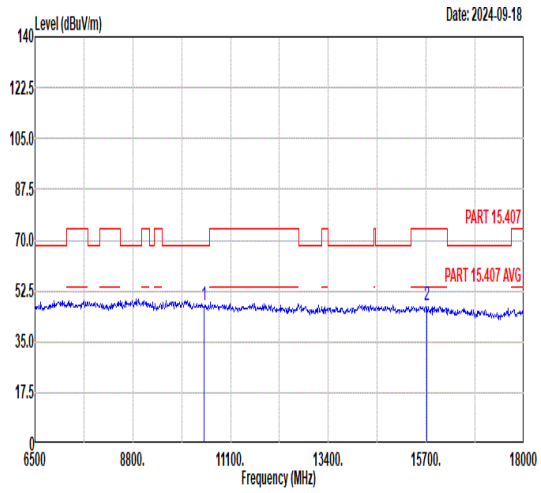 Freq Level Limit Line Margin Read Level Ant Factor Cable Loss Preamp Factor APos TPos Remark MHz dBuV/m dBuV/m dB dBuV dB/m dB dB cm deg 1 10480.00 47.72 68.30 -20.58 44.80 39.49 14.23 50.80 --- --- Peak 2 15720.00 47.79 74.00 -26.21 40.45 41.93 16.99 51.58 --- --- Peak	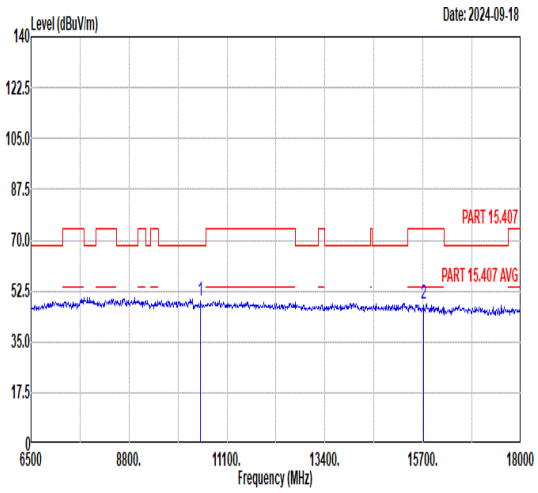 Freq Level Limit Line Margin Read Level Ant Factor Cable Loss Preamp Factor APos TPos Remark MHz dBuV/m dBuV/m dB dBuV dB/m dB dB cm deg 1 10480.00 49.33 68.30 -18.97 46.41 39.49 14.23 50.80 --- --- Peak 2 15720.00 48.21 74.00 -25.79 40.87 41.93 16.99 51.58 --- --- Peak

Mode	4	
	Harmonic	
	U-NII-2A_5.25-5.35_802.11a_CH52_5280MHz	
ANT	1	
Pol.	Horizontal	Vertical
Peak Avg	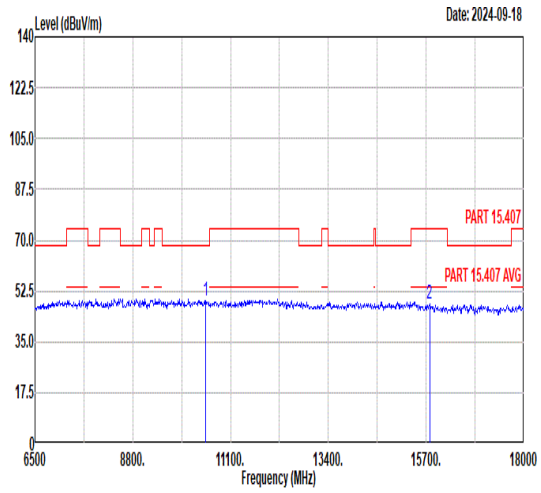 Freq Level Limit Line Margin Read Level Ant Factor Cable Loss Preamp Factor APos TPos Remark MHz dBuV/m dBuV/m dB dBuV dB/m dB dB cm deg 1 10520.00 49.02 68.30 -19.28 46.07 39.50 14.25 50.80 --- --- Peak 2 15780.00 47.82 74.00 -26.18 40.44 41.97 17.04 51.63 --- --- Peak	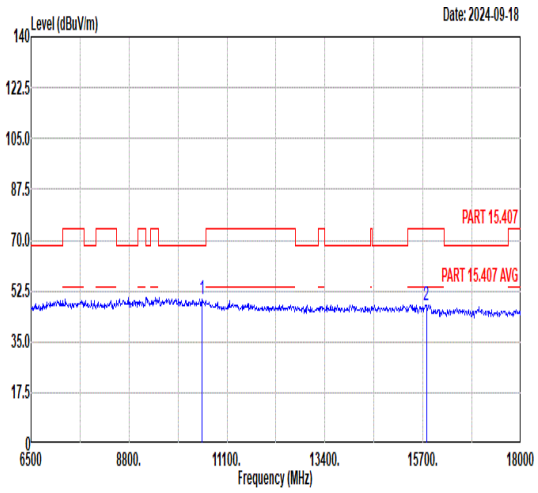 Freq Level Limit Line Margin Read Level Ant Factor Cable Loss Preamp Factor APos TPos Remark MHz dBuV/m dBuV/m dB dBuV dB/m dB dB cm deg 1 10520.00 49.68 68.30 -18.62 46.73 39.50 14.25 50.80 --- --- Peak 2 15780.00 47.51 74.00 -26.49 40.13 41.97 17.04 51.63 --- --- Peak

Mode	5	
	Harmonic	
	U-NII-2A_5.25-5.35_802.11a_CH60_5300MHz	
ANT	1	
Pol.	Horizontal	Vertical
Peak Avg	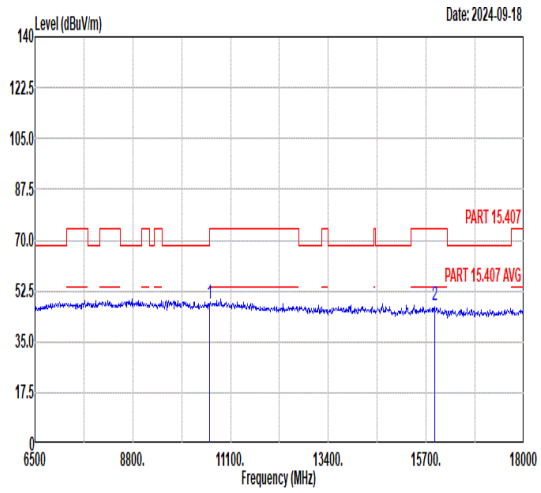 Freq Level Limit Line Margin Read Level Ant Factor Cable Loss Preamp Factor APos TPos Remark MHz dBuV/m dBuV/m dB dBuV dB/m dB dB cm deg 1 10600.00 47.84 74.00 -26.16 44.86 39.48 14.30 50.80 --- --- Peak 2 15900.00 47.46 74.00 -26.54 40.00 42.04 17.14 51.72 --- --- Peak	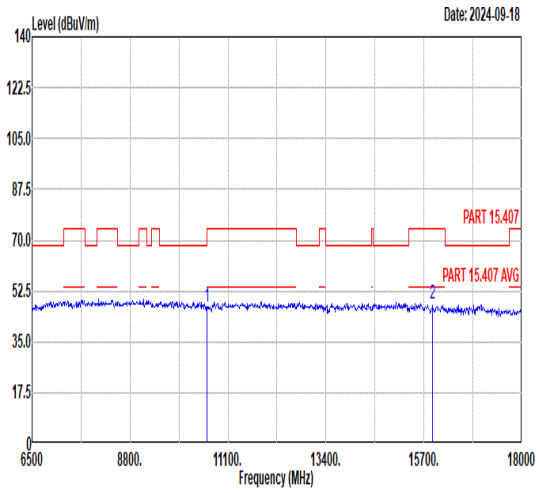 Freq Level Limit Line Margin Read Level Ant Factor Cable Loss Preamp Factor APos TPos Remark MHz dBuV/m dBuV/m dB dBuV dB/m dB dB cm deg 1 10600.00 47.28 74.00 -26.72 44.30 39.48 14.30 50.80 --- --- Peak 2 15900.00 47.86 74.00 -26.14 40.40 42.04 17.14 51.72 --- --- Peak

Mode	6	
	Band Edge	
	U-NII-2A_5.25-5.35_802.11a_CH64_5320MHz	
ANT	1	
Pol.	Horizontal	Fundamental
Peak	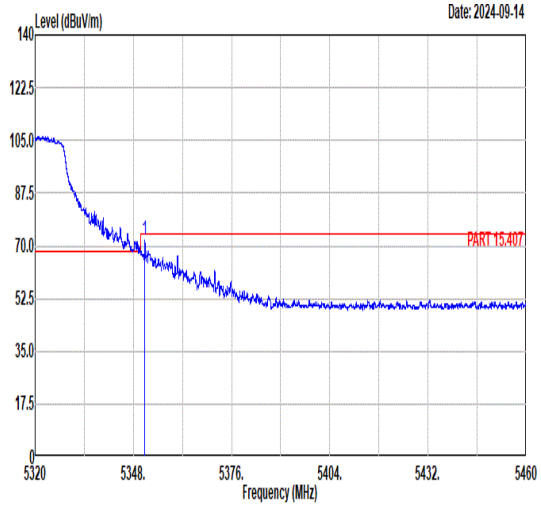 Freq Level Limit Line Margin (dB) Read Level Ant Factor Cable Loss Preamp Factor APos TPos Remark MHz dBuV/m dBuV/m dBuV dB/m dB dB cm deg 1 5351.30 71.61 74.00 -2.39 57.87 34.83 10.94 32.03 324 71 PEAK	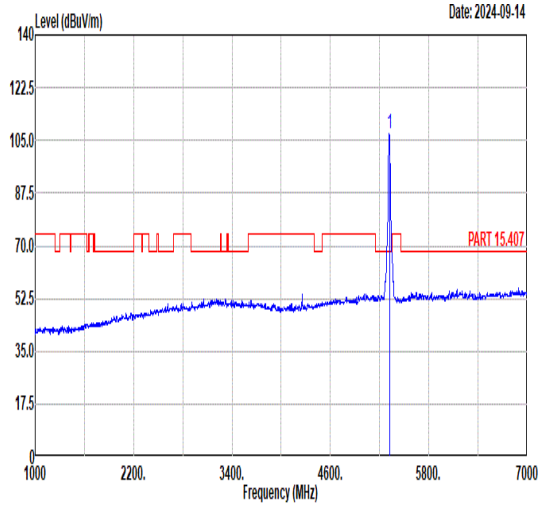 Freq Level Limit Line Margin (dB) Read Level Ant Factor Cable Loss Preamp Factor APos TPos Remark MHz dBuV/m dBuV/m dBuV dB/m dB dB cm deg 1 5320.00 107.11 ------ ------ 93.29 34.84 10.97 31.99 324 71 PEAK
Avg	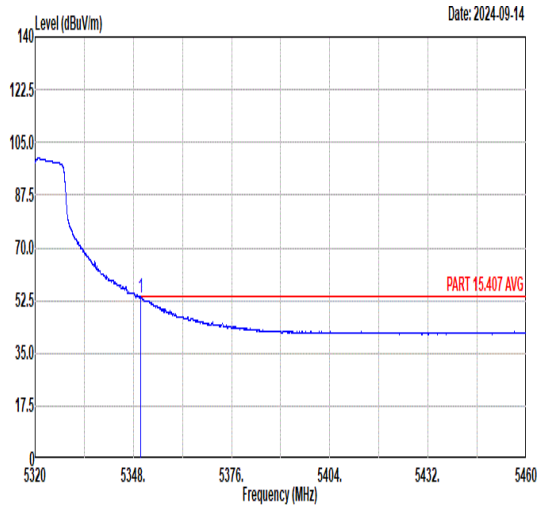 Freq Level Limit Line Margin (dB) Read Level Ant Factor Cable Loss Preamp Factor APos TPos Remark MHz dBuV/m dBuV/m dBuV dB/m dB dB cm deg 1 5350.00 53.58 54.00 -0.42 39.84 34.83 10.94 32.03 324 71 AVERAGE	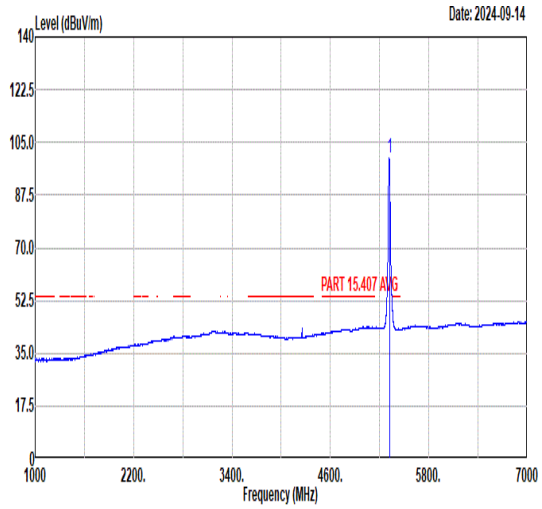 Freq Level Limit Line Margin (dB) Read Level Ant Factor Cable Loss Preamp Factor APos TPos Remark MHz dBuV/m dBuV/m dBuV dB/m dB dB cm deg 1 5320.00 99.64 ------ ------ 85.82 34.84 10.97 31.99 324 71 AVERAGE

Mode	6	
	Band Edge	
	U-NII-2A_5.25-5.35_802.11a_CH64_5320MHz	
ANT	1	
Pol.	Vertical	Fundamental
Peak	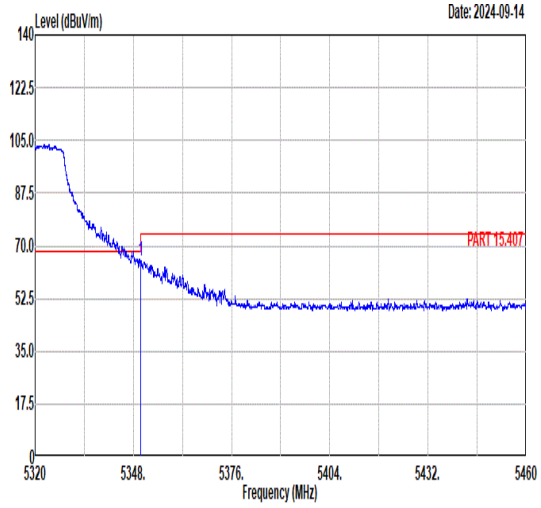 Freq Level Limit Line Margin (dB) Read Level Ant Factor Cable Loss Preamp Factor APos TPos Remark MHz dBuV/m dBuV/m dBuV dB/m dB dB cm deg 1 5350.17 65.23 74.00 -8.77 51.49 34.83 10.94 32.03 400 349 PEAK	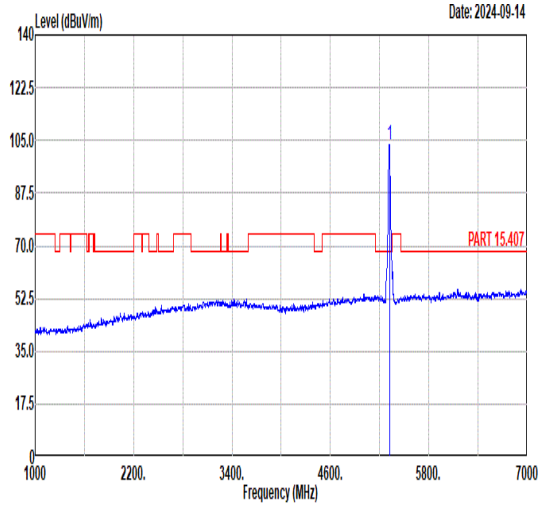 Freq Level Limit Line Margin (dB) Read Level Ant Factor Cable Loss Preamp Factor APos TPos Remark MHz dBuV/m dBuV/m dBuV dB/m dB dB cm deg 1 5320.00 103.69 ------ ------ 89.87 34.84 10.97 31.99 400 349 PEAK
Avg	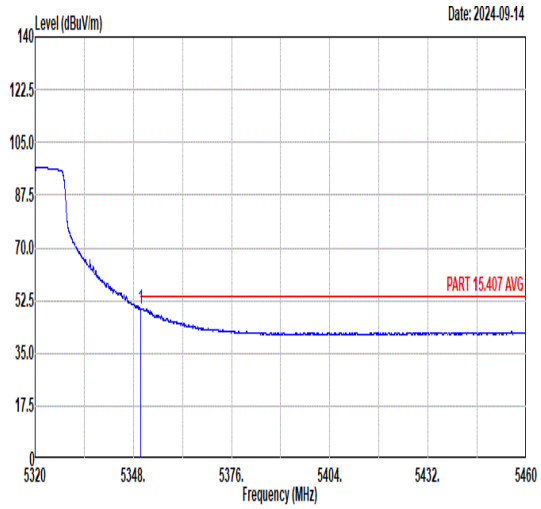 Freq Level Limit Line Margin (dB) Read Level Ant Factor Cable Loss Preamp Factor APos TPos Remark MHz dBuV/m dBuV/m dBuV dB/m dB dB cm deg 1 5350.17 49.65 54.00 -4.35 35.91 34.83 10.94 32.03 400 349 AVERAGE	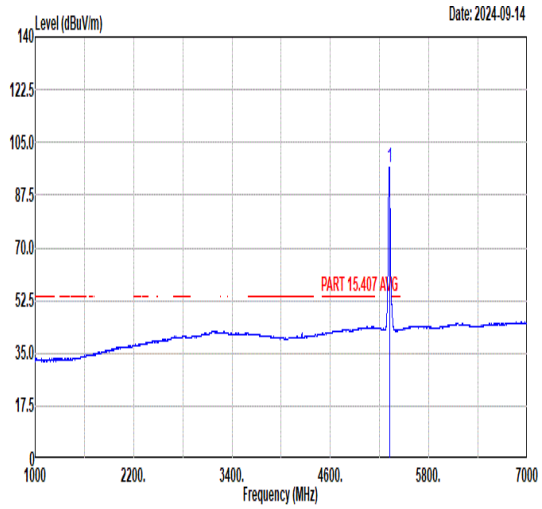 Freq Level Limit Line Margin (dB) Read Level Ant Factor Cable Loss Preamp Factor APos TPos Remark MHz dBuV/m dBuV/m dBuV dB/m dB dB cm deg 1 5320.00 96.76 ------ ------ 82.94 34.84 10.97 31.99 400 349 AVERAGE

Mode	6	
	Harmonic	
	U-NII-2A_5.25-5.35_802.11a_CH64_5320MHz	
ANT	1	
Pol.	Horizontal	Vertical
Peak Avg	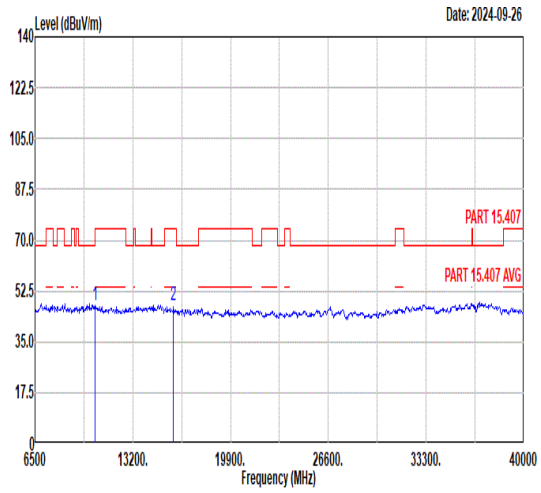 Freq Level Limit Line Margin Read Level Ant Factor Cable Loss Preamp Factor APos TPos Remark MHz dBuV/m dBuV/m dB dBuV dB/m dB dB cm deg 1 10640.00 47.66 74.00 -26.34 44.67 39.47 14.32 50.80 --- --- Peak 2 15960.00 47.65 74.00 -26.35 40.15 42.08 17.19 51.77 --- --- Peak	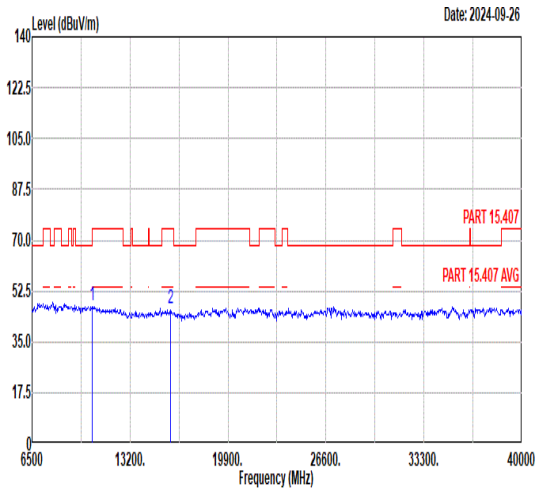 Freq Level Limit Line Margin Read Level Ant Factor Cable Loss Preamp Factor APos TPos Remark MHz dBuV/m dBuV/m dB dBuV dB/m dB dB cm deg 1 10640.00 47.81 74.00 -26.19 44.82 39.47 14.32 50.80 --- --- Peak 2 15960.00 46.25 74.00 -27.75 38.75 42.08 17.19 51.77 --- --- Peak

Mode	7	
	Band Edge	
	U-NII-2C_5.47-5.725_802.11a_CH100_5500MHz	
ANT	1	
Pol.	Horizontal	Fundamental
Peak	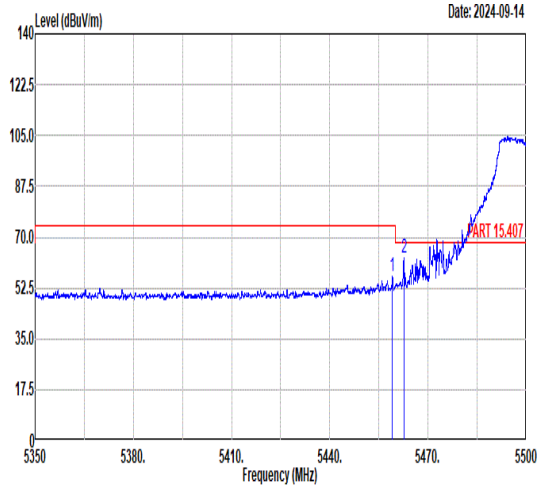 Freq Level Limit Line Margin Read Level Ant Factor Cable Loss Preamp Factor APos TPos Remark MHz dBuV/m dBuV/m dB dBuV dB/m dB dB cm deg 1 5459.13 56.45 74.00 -17.55 42.68 34.81 11.12 32.16 363 75 PEAK 2 5462.59 62.84 68.30 -5.46 49.07 34.81 11.13 32.17 363 75 PEAK	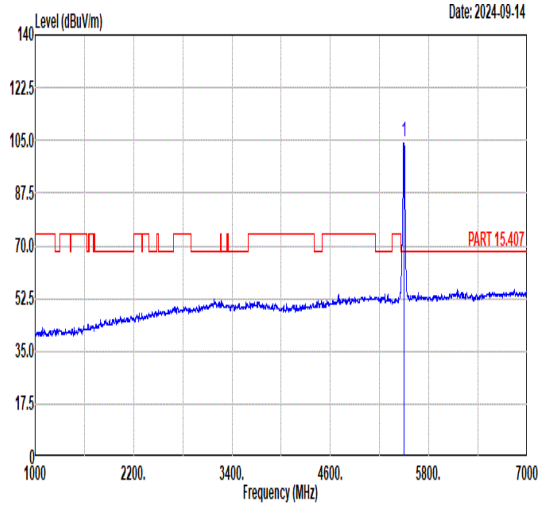 Freq Level Limit Line Margin Read Level Ant Factor Cable Loss Preamp Factor APos TPos Remark MHz dBuV/m dBuV/m dB dBuV dB/m dB dB cm deg 1 5500.00 104.85 ------ ------ 91.00 34.80 11.25 32.20 363 75 PEAK
Avg	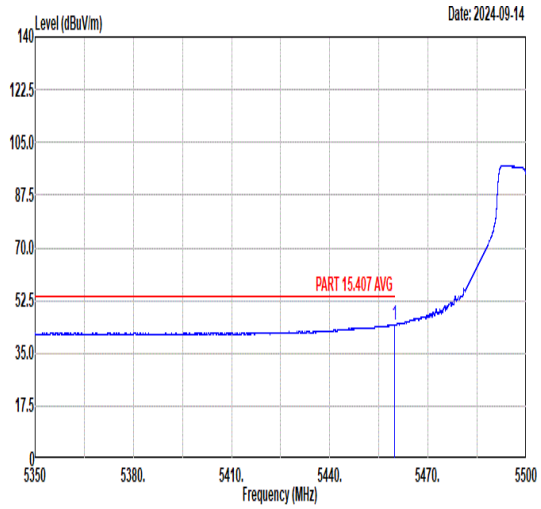 Freq Level Limit Line Margin Read Level Ant Factor Cable Loss Preamp Factor APos TPos Remark MHz dBuV/m dBuV/m dB dBuV dB/m dB dB cm deg 1 5459.89 44.42 54.00 -9.58 30.66 34.81 11.12 32.17 363 75 AVERAGE	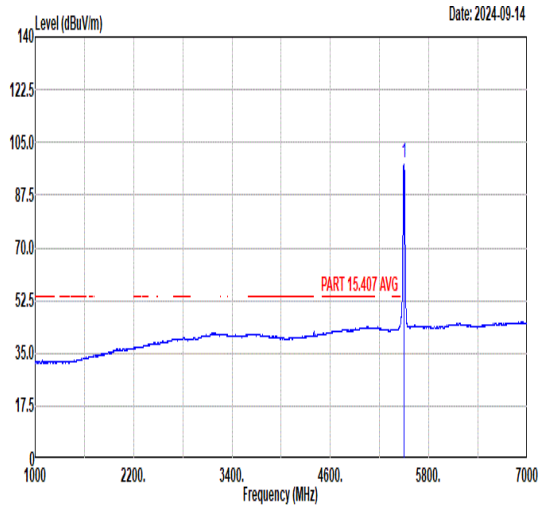 Freq Level Limit Line Margin Read Level Ant Factor Cable Loss Preamp Factor APos TPos Remark MHz dBuV/m dBuV/m dB dBuV dB/m dB dB cm deg 1 5500.00 98.05 ------ ------ 84.20 34.80 11.25 32.20 363 75 AVERAGE

Mode	7	
	Band Edge	
	U-NII-2C_5.47-5.725_802.11a_CH100_5500MHz	
ANT	1	
Pol.	Vertical	Fundamental
Peak	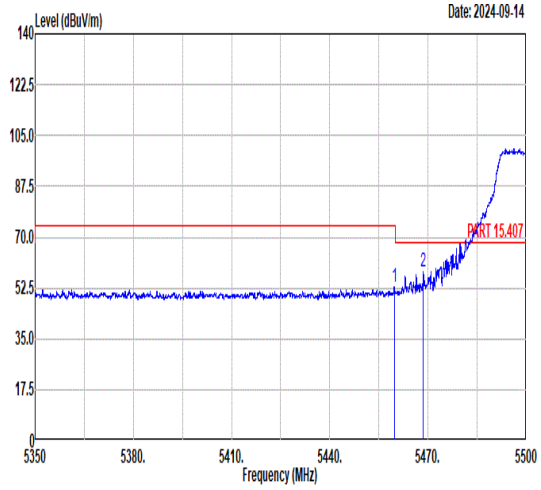 Freq Level Limit Line Margin Read Level Ant Factor Cable Loss Preamp Factor APos TPos Remark MHz dBuV/m dBuV/m dB dBuV dB/m dB dB cm deg 1 5459.73 52.77 74.00 -21.23 39.00 34.81 11.12 32.16 400 9 PEAK 2 5468.59 58.07 68.30 -10.23 44.28 34.81 11.16 32.18 400 9 PEAK	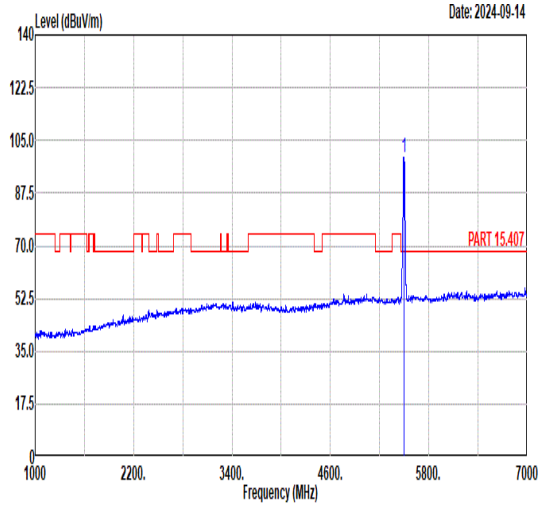 Freq Level Limit Line Margin Read Level Ant Factor Cable Loss Preamp Factor APos TPos Remark MHz dBuV/m dBuV/m dB dBuV dB/m dB dB cm deg 1 5500.00 99.17 ------ ------ 85.32 34.80 11.25 32.20 400 9 PEAK
Avg	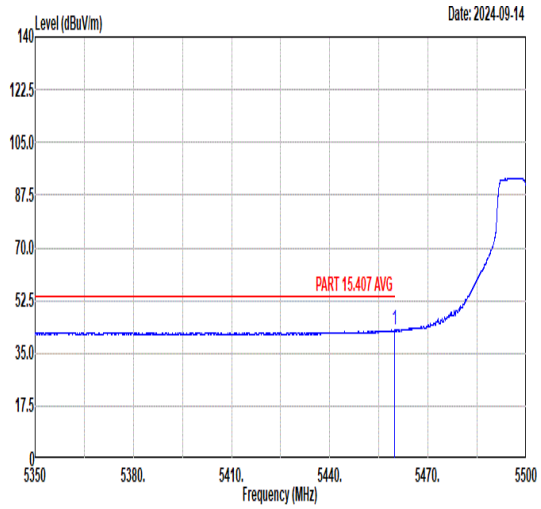 Freq Level Limit Line Margin Read Level Ant Factor Cable Loss Preamp Factor APos TPos Remark MHz dBuV/m dBuV/m dB dBuV dB/m dB dB cm deg 1 5459.73 42.65 54.00 -11.35 28.88 34.81 11.12 32.16 400 9 AVERAGE	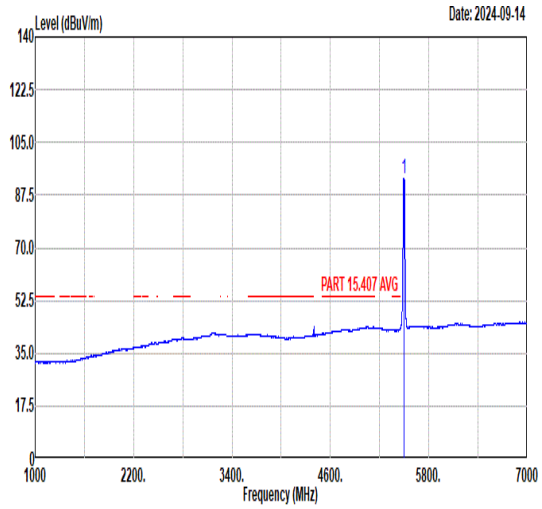 Freq Level Limit Line Margin Read Level Ant Factor Cable Loss Preamp Factor APos TPos Remark MHz dBuV/m dBuV/m dB dBuV dB/m dB dB cm deg 1 5500.00 92.87 ------ ------ 79.01 34.80 11.27 32.21 400 9 AVERAGE

Mode	7	
	Harmonic	
	U-NII-2C_5.47-5.725_802.11a_CH100_5500MHz	
ANT	1	
Pol.	Horizontal	Vertical
Peak Avg	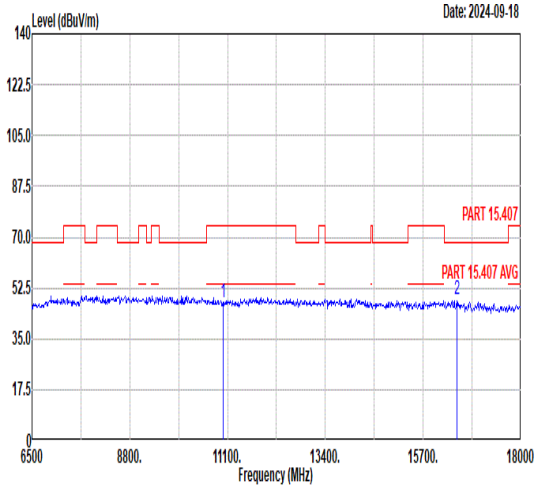 Freq Level Limit Line Margin Read Level Ant Factor Cable Loss Preamp Factor APos TPos Remark MHz dBuV/m dBuV/m dB dBuV dB/m dB dB cm deg 1 11000.00 47.81 74.00 -26.19 44.67 39.40 14.54 50.80 --- --- Peak 2 16500.00 48.70 68.30 -19.60 40.74 42.40 17.36 51.80 --- --- Peak	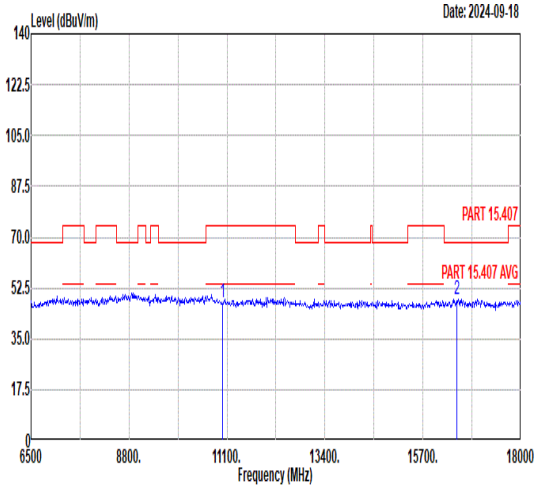 Freq Level Limit Line Margin Read Level Ant Factor Cable Loss Preamp Factor APos TPos Remark MHz dBuV/m dBuV/m dB dBuV dB/m dB dB cm deg 1 11000.00 47.60 74.00 -26.40 44.46 39.40 14.54 50.80 --- --- Peak 2 16500.00 48.63 68.30 -19.67 40.67 42.40 17.36 51.80 --- --- Peak

Mode	8	
	Harmonic	
	U-NII-2C_5.47-5.725_802.11a_CH116_5580MHz	
ANT	1	
Pol.	Horizontal	Vertical
Peak Avg	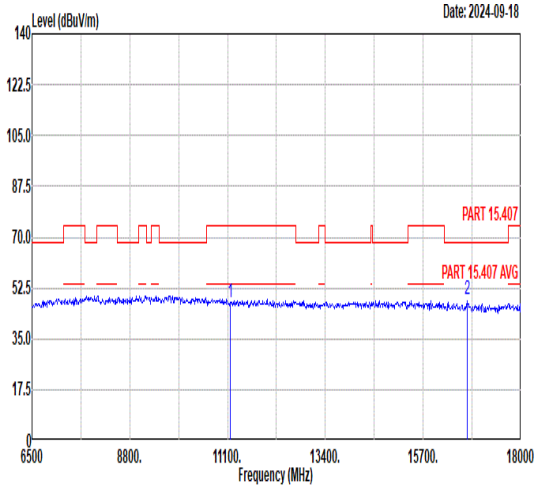 Freq Level Limit Line Margin Read Level Ant Factor Cable Loss Preamp Factor APos TPos Remark MHz dBuV/m dBuV/m dB dBuV dB/m dB dB cm deg 1 11160.00 47.79 74.00 -26.21 44.39 39.53 14.64 50.77 --- --- Peak 2 16740.00 48.48 68.30 -19.82 40.35 42.45 17.43 51.75 --- --- Peak	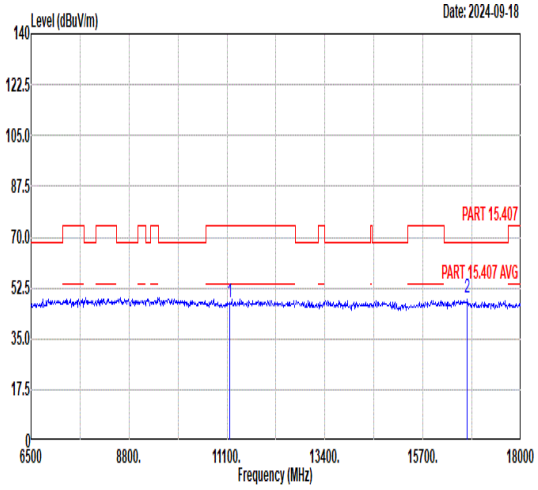 Freq Level Limit Line Margin Read Level Ant Factor Cable Loss Preamp Factor APos TPos Remark MHz dBuV/m dBuV/m dB dBuV dB/m dB dB cm deg 1 11160.00 47.60 74.00 -26.40 44.20 39.53 14.64 50.77 --- --- Peak 2 16740.00 48.96 68.30 -19.34 40.83 42.45 17.43 51.75 --- --- Peak

Mode	9	
	Band Edge	
	U-NII-2C_5.47-5.725_802.11a_CH140_5700MHz	
ANT	1	
Pol.	Horizontal	Fundamental
Peak	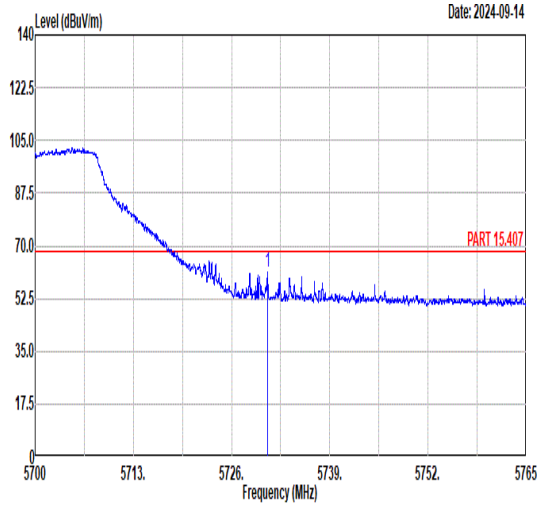 Freq Level Limit Line Margin Read Level Ant Factor Cable Loss Preamp Factor APos TPos Remark MHz dBuV/m dBuV/m dB dBuV dB/m dB dB cm deg 1 5730.78 61.11 68.30 -7.19 46.73 35.12 11.65 32.39 370 81 PEAK	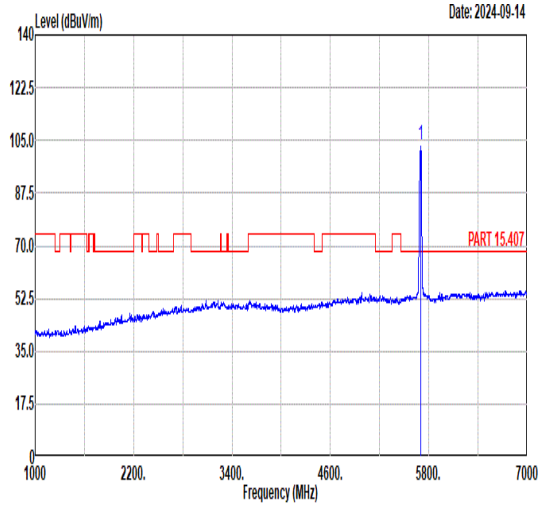 Freq Level Limit Line Margin Read Level Ant Factor Cable Loss Preamp Factor APos TPos Remark MHz dBuV/m dBuV/m dB dBuV dB/m dB dB cm deg 1 5700.00 103.46 ------ ------ 89.08 35.07 11.67 32.36 370 81 PEAK
Avg	Blank	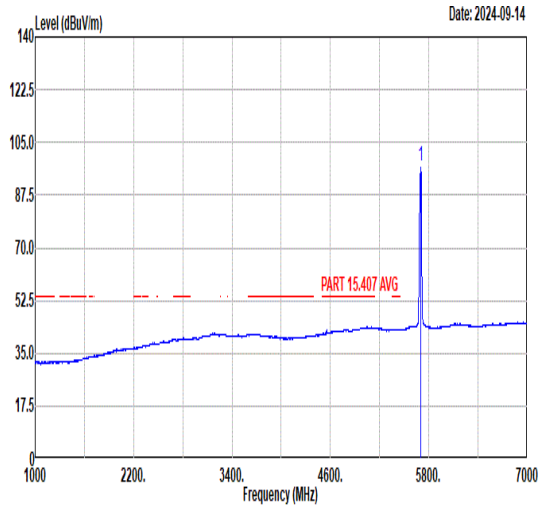 Freq Level Limit Line Margin Read Level Ant Factor Cable Loss Preamp Factor APos TPos Remark MHz dBuV/m dBuV/m dB dBuV dB/m dB dB cm deg 1 5700.00 97.01 ------ ------ 82.63 35.09 11.66 32.37 370 81 AVERAGE

Mode	9	
	Band Edge	
	U-NII-2C_5.47-5.725_802.11a_CH140_5700MHz	
ANT	1	
Pol.	Vertical	Fundamental
Peak	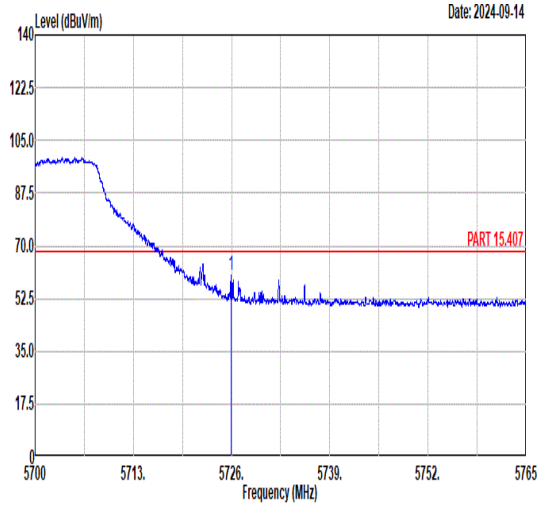 Freq Level Limit Line Margin Read Level Ant Factor Cable Loss Preamp Factor APos TPos Remark MHz dBuV/m dBuV/m dB dBuV dB/m dB dB cm deg 1 5725.97 60.12 68.30 -8.18 45.74 35.12 11.65 32.39 364 1 PEAK	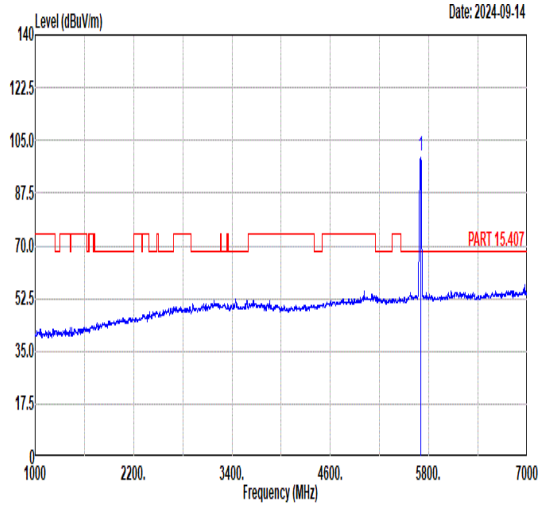 Freq Level Limit Line Margin Read Level Ant Factor Cable Loss Preamp Factor APos TPos Remark MHz dBuV/m dBuV/m dB dBuV dB/m dB dB cm deg 1 5700.00 99.86 ------ ------ 85.49 35.08 11.66 32.37 364 1 PEAK
Avg	Blank	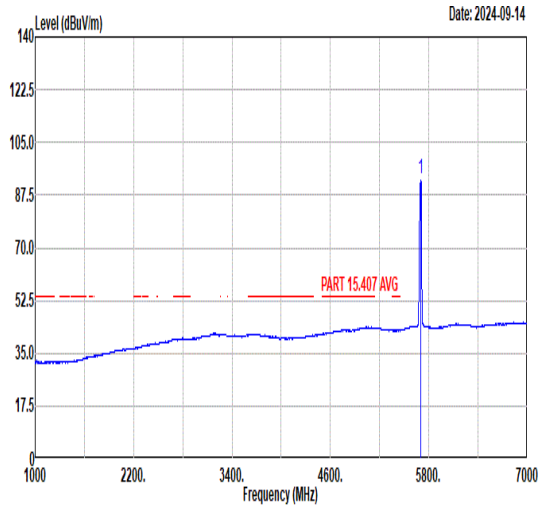 Freq Level Limit Line Margin Read Level Ant Factor Cable Loss Preamp Factor APos TPos Remark MHz dBuV/m dBuV/m dB dBuV dB/m dB dB cm deg 1 5700.00 92.73 ------ ------ 78.35 35.09 11.66 32.37 364 1 AVERAGE

Mode	9	
	Harmonic	
	U-NII-2C_5.47-5.725_802.11a_CH140_5700MHz	
ANT	1	
Pol.	Horizontal	Vertical
Peak Avg	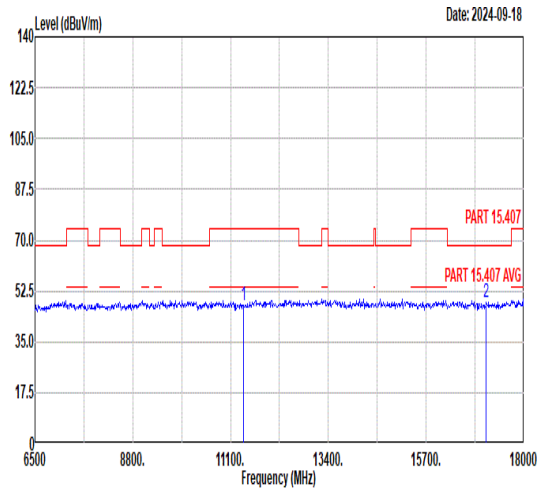 Freq Level Limit Line Margin Read Level Ant Factor Cable Loss Preamp Factor APos TPos Remark MHz dBuV/m dBuV/m dB dBuV dB/m dB dB cm deg 1 11400.00 47.49 74.00 -26.51 43.71 39.72 14.78 50.72 --- --- Peak 2 17100.00 48.54 68.30 -19.76 40.35 42.46 17.53 51.80 --- --- Peak	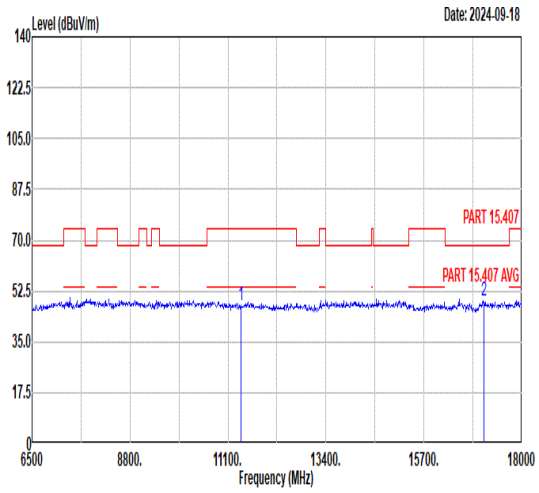 Freq Level Limit Line Margin Read Level Ant Factor Cable Loss Preamp Factor APos TPos Remark MHz dBuV/m dBuV/m dB dBuV dB/m dB dB cm deg 1 11400.00 47.42 74.00 -26.58 43.64 39.72 14.78 50.72 --- --- Peak 2 17100.00 48.95 68.30 -19.35 40.76 42.46 17.53 51.80 --- --- Peak

Mode	10	
	Band Edge	
	U-NII-1_5.15-5.25_802.11n HT20_CH36_5180MHz	
ANT	1	
Pol.	Horizontal	Fundamental
Peak	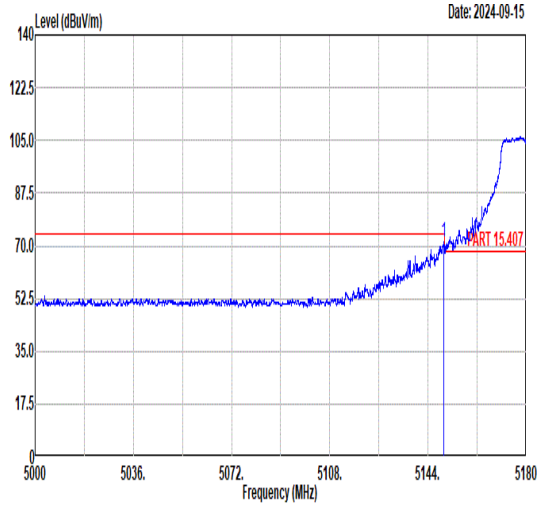 Freq Level Limit Line Margin (dB) Read Level Ant Factor Cable Loss Preamp Factor APos TPos Remark MHz dBuV/m dBuV/m dBuV dB/m dB dB cm deg 1 5149.67 71.08 74.00 -2.92 56.90 34.87 11.09 31.78 370 93 PEAK	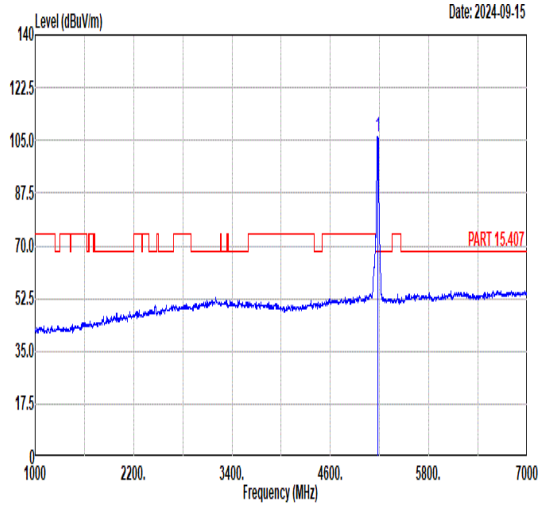 Freq Level Limit Line Margin (dB) Read Level Ant Factor Cable Loss Preamp Factor APos TPos Remark MHz dBuV/m dBuV/m dBuV dB/m dB dB cm deg 1 5180.00 106.30 ------ ------ 92.17 34.87 11.07 31.81 370 93 PEAK
Avg	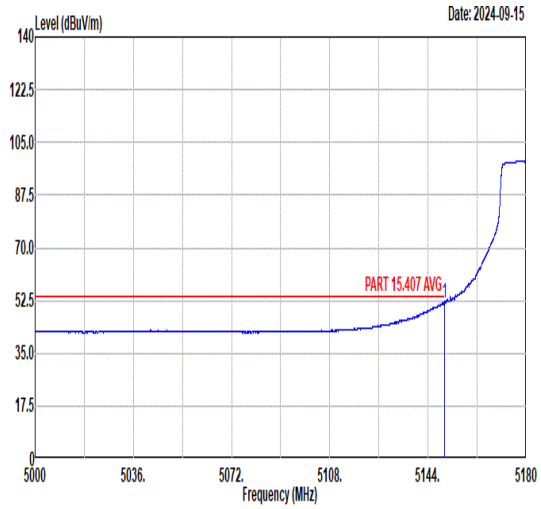 Freq Level Limit Line Margin (dB) Read Level Ant Factor Cable Loss Preamp Factor APos TPos Remark MHz dBuV/m dBuV/m dBuV dB/m dB dB cm deg 1 5149.99 51.94 54.00 -2.06 37.77 34.87 11.08 31.78 370 93 AVERAGE	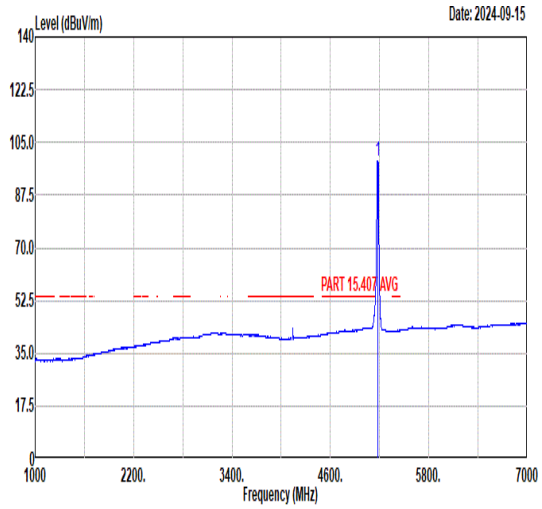 Freq Level Limit Line Margin (dB) Read Level Ant Factor Cable Loss Preamp Factor APos TPos Remark MHz dBuV/m dBuV/m dBuV dB/m dB dB cm deg 1 5180.00 98.78 ------ ------ 84.65 34.87 11.07 31.81 370 93 AVERAGE

Mode	10	
	Band Edge	
	U-NII-1_5.15-5.25_802.11n HT20_CH36_5180MHz	
ANT	1	
Pol.	Vertical	Fundamental
Peak	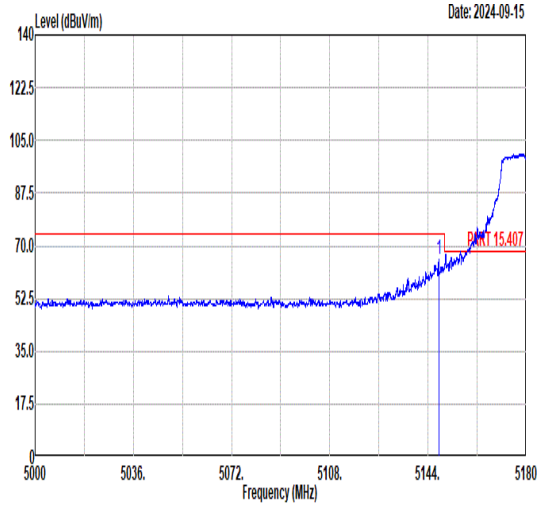 Freq Level Limit Line Margin (dB) Read Level Ant Factor Cable Loss Preamp Factor APos TPos Remark MHz dBuV/m dBuV/m dBuV dB/m dB dB cm deg 1 5147.89 65.30 74.00 -8.70 51.12 34.87 11.09 31.78 382 353 PEAK	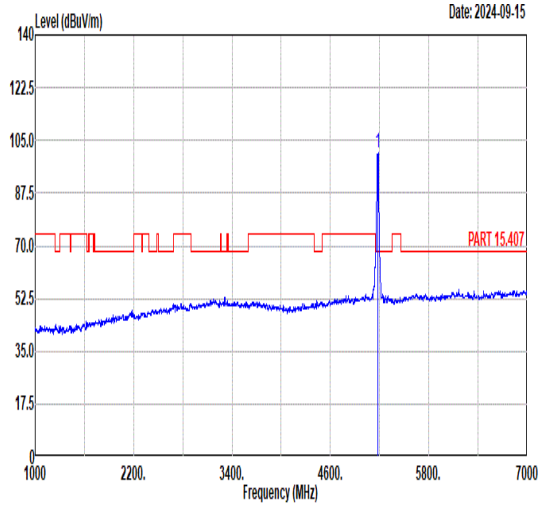 Freq Level Limit Line Margin (dB) Read Level Ant Factor Cable Loss Preamp Factor APos TPos Remark MHz dBuV/m dBuV/m dBuV dB/m dB dB cm deg 1 5180.00 100.94 ------ ------ 86.83 34.86 11.07 31.82 382 353 PEAK
Avg	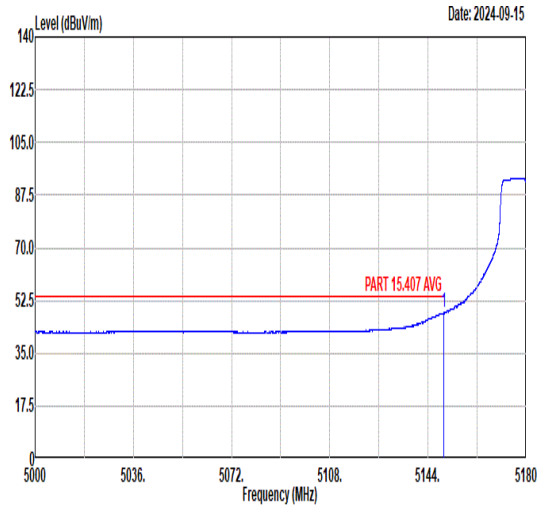 Freq Level Limit Line Margin (dB) Read Level Ant Factor Cable Loss Preamp Factor APos TPos Remark MHz dBuV/m dBuV/m dBuV dB/m dB dB cm deg 1 5149.85 48.43 54.00 -5.57 34.25 34.87 11.09 31.78 382 353 AVERAGE	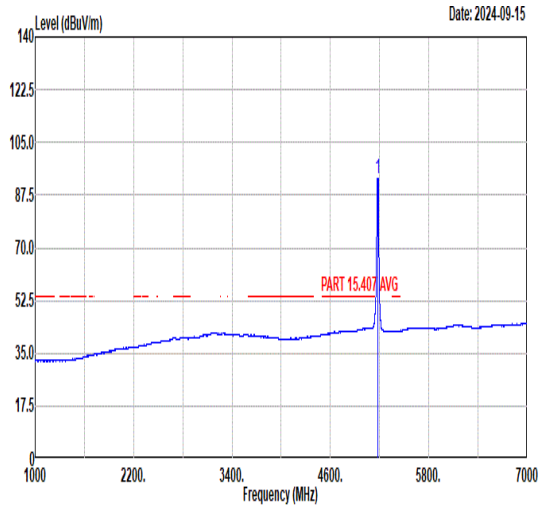 Freq Level Limit Line Margin (dB) Read Level Ant Factor Cable Loss Preamp Factor APos TPos Remark MHz dBuV/m dBuV/m dBuV dB/m dB dB cm deg 1 5180.00 93.23 ------ ------ 79.10 34.87 11.07 31.81 382 353 AVERAGE

Mode	10	
	Harmonic	
	U-NII-1_5.15-5.25_802.11n HT20_CH36_5180MHz	
ANT	1	
Pol.	Horizontal	Vertical
Peak Avg	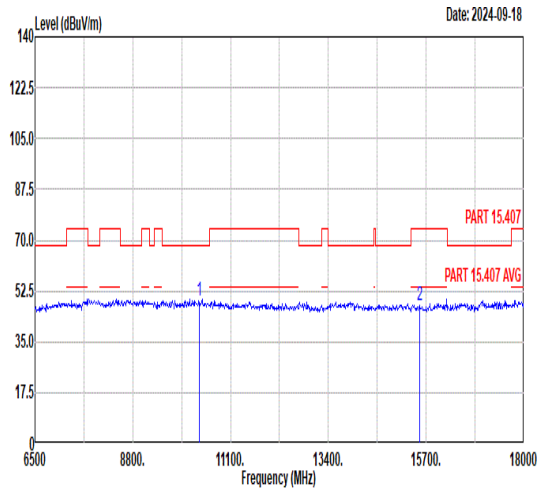 Freq Level Limit Line Margin Read Level Ant Factor Cable Loss Preamp Factor APos TPos Remark MHz dBuV/m dBuV/m dB dBuV dB/m dB dB cm deg 1 10360.00 49.00 68.30 -19.30 46.18 39.44 14.15 50.77 --- --- Peak 2 15540.00 47.58 74.00 -26.42 40.34 41.82 16.85 51.43 --- --- Peak	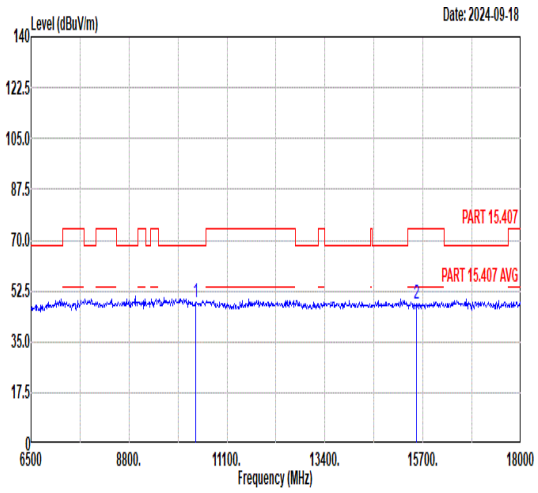 Freq Level Limit Line Margin Read Level Ant Factor Cable Loss Preamp Factor APos TPos Remark MHz dBuV/m dBuV/m dB dBuV dB/m dB dB cm deg 1 10360.00 48.80 68.30 -19.50 45.98 39.44 14.15 50.77 --- --- Peak 2 15540.00 47.84 74.00 -26.16 40.60 41.82 16.85 51.43 --- --- Peak

Mode	11	
	Harmonic	
	U-NII-1_5.15-5.25_802.11n HT20_CH44_5220MHz	
ANT	1	
Pol.	Horizontal	Vertical
Peak Avg	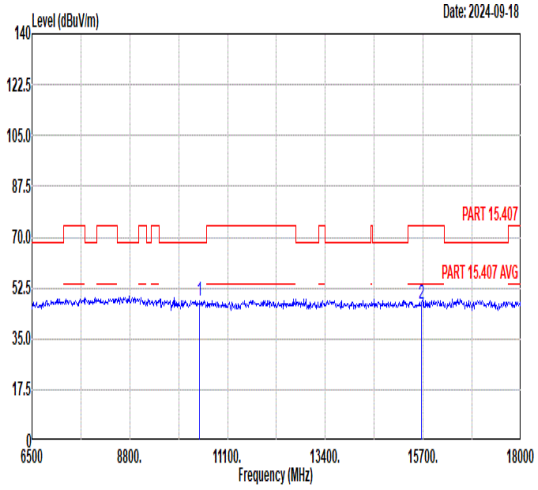 Freq Level Limit Line Margin Read Level Ant Factor Cable Loss Preamp Factor APos TPos Remark MHz dBuV/m dBuV/m dB dBuV dB/m dB dB cm deg 1 10440.00 48.07 68.30 -20.23 45.18 39.48 14.20 50.79 --- --- Peak 2 15660.00 47.06 74.00 -26.94 39.75 41.90 16.94 51.53 --- --- Peak	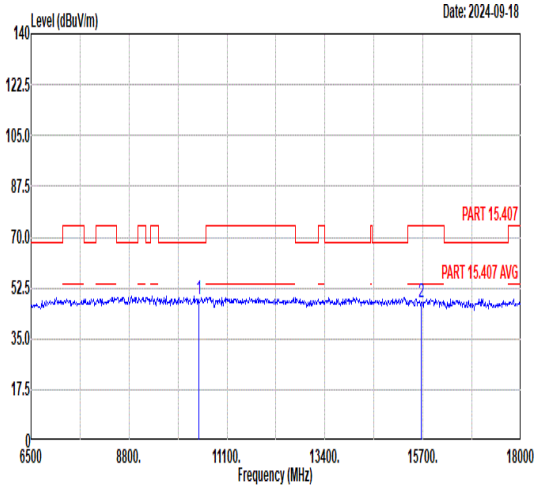 Freq Level Limit Line Margin Read Level Ant Factor Cable Loss Preamp Factor APos TPos Remark MHz dBuV/m dBuV/m dB dBuV dB/m dB dB cm deg 1 10440.00 48.66 68.30 -19.64 45.77 39.48 14.20 50.79 --- --- Peak 2 15660.00 47.64 74.00 -26.36 40.33 41.90 16.94 51.53 --- --- Peak

Mode	12	
	Harmonic	
	U-NII-1_5.15-5.25_802.11n HT20_CH48_5240MHz	
ANT	1	
Pol.	Horizontal	Vertical
Peak Avg	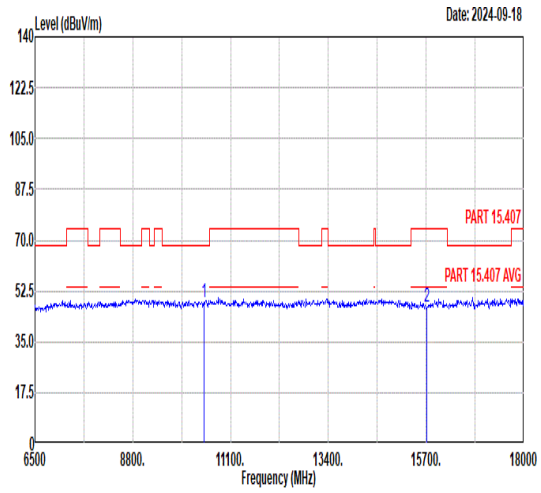 Freq Level Limit Line Margin Read Level Ant Factor Cable Loss Preamp Factor APos TPos Remark MHz dBuV/m dBuV/m dB dBuV dB/m dB dB cm deg 1 10480.00 48.37 68.30 -19.93 45.45 39.49 14.23 50.80 --- --- Peak 2 15720.00 47.22 74.00 -26.78 39.88 41.93 16.99 51.58 --- --- Peak	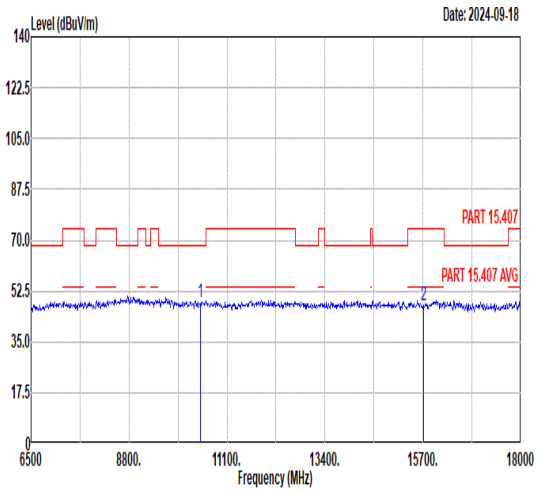 Freq Level Limit Line Margin Read Level Ant Factor Cable Loss Preamp Factor APos TPos Remark MHz dBuV/m dBuV/m dB dBuV dB/m dB dB cm deg 1 10480.00 48.48 68.30 -19.82 45.56 39.49 14.23 50.80 --- --- Peak 2 15720.00 47.55 74.00 -26.45 40.21 41.93 16.99 51.58 --- --- Peak

Mode	13	
	Harmonic	
	U-NII-2A_5.25-5.35_802.11n HT20_CH52_5280MHz	
ANT	1	
Pol.	Horizontal	Vertical
Peak Avg	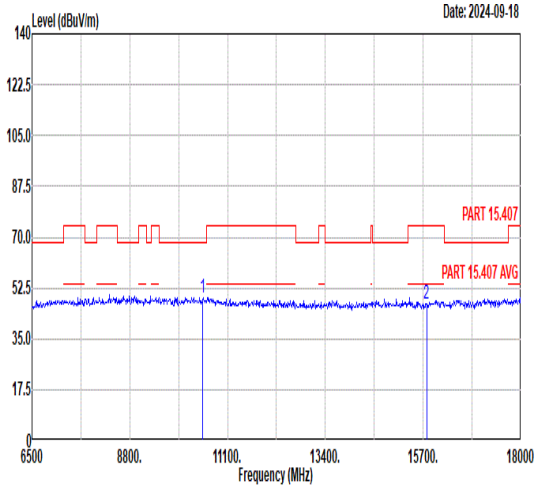 Freq Level Limit Line Margin Read Level Ant Factor Cable Loss Preamp Factor APos TPos Remark MHz dBuV/m dBuV/m dB dBuV dB/m dB dB cm deg 1 10520.00 49.01 68.30 -19.29 46.06 39.50 14.25 50.80 --- --- Peak 2 15780.00 47.01 74.00 -26.99 39.63 41.97 17.04 51.63 --- --- Peak	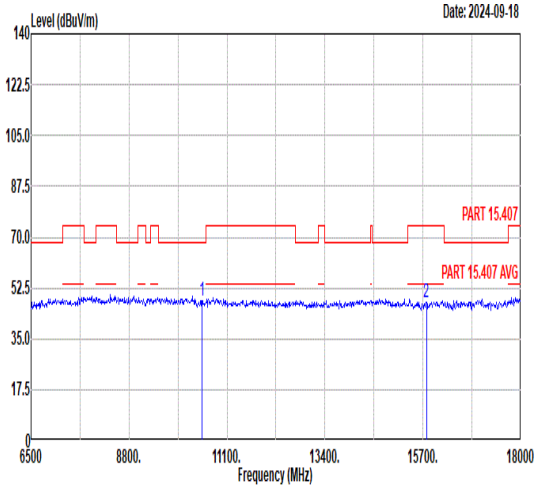 Freq Level Limit Line Margin Read Level Ant Factor Cable Loss Preamp Factor APos TPos Remark MHz dBuV/m dBuV/m dB dBuV dB/m dB dB cm deg 1 10520.00 48.17 68.30 -20.13 45.22 39.50 14.25 50.80 --- --- Peak 2 15780.00 47.44 74.00 -26.56 40.06 41.97 17.04 51.63 --- --- Peak

Mode	14	
	Harmonic	
	U-NII-2A_5.25-5.35_802.11n HT20_CH60_5300MHz	
ANT	1	
Pol.	Horizontal	Vertical
Peak Avg	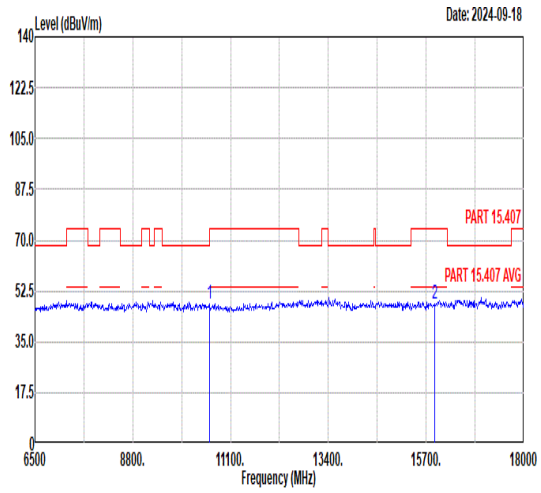 Freq Level Limit Line Margin Read Level Ant Factor Cable Loss Preamp Factor APos TPos Remark MHz dBuV/m dBuV/m dB dBuV dB/m dB dB cm deg 1 10600.00 47.89 74.00 -26.11 44.91 39.48 14.30 50.80 --- --- Peak 2 15900.00 47.83 74.00 -26.17 40.37 42.04 17.14 51.72 --- --- Peak	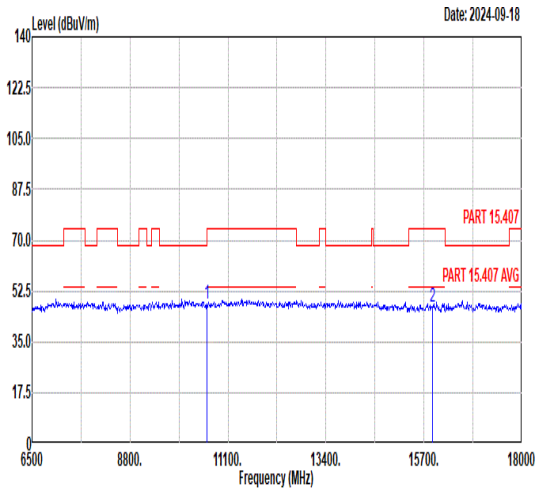 Freq Level Limit Line Margin Read Level Ant Factor Cable Loss Preamp Factor APos TPos Remark MHz dBuV/m dBuV/m dB dBuV dB/m dB dB cm deg 1 10600.00 47.97 74.00 -26.03 44.99 39.48 14.30 50.80 --- --- Peak 2 15900.00 47.15 74.00 -26.85 39.69 42.04 17.14 51.72 --- --- Peak

Mode	15	
	Band Edge	
	U-NII-2A_5.25-5.35_802.11n HT20_CH64_5320MHz	
ANT	1	
Pol.	Horizontal	Fundamental
Peak	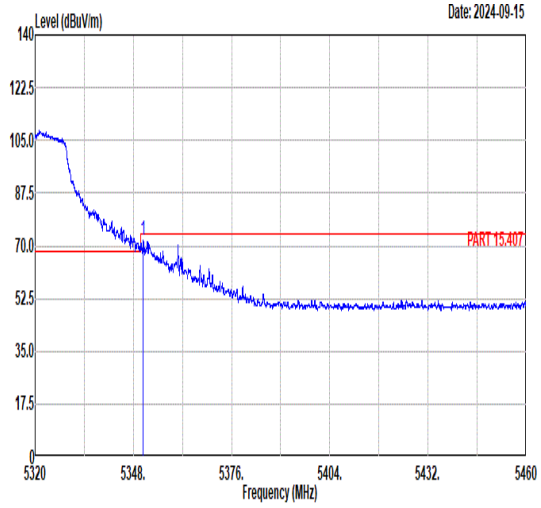 Freq Level Limit Line Margin (dB) Read Level Ant Factor Cable Loss Preamp Factor APos TPos Remark MHz dBuV/m dBuV/m dBuV dB/m dB dB cm deg 1 5350.74 72.05 74.00 -1.95 58.31 34.83 10.94 32.03 382 73 PEAK	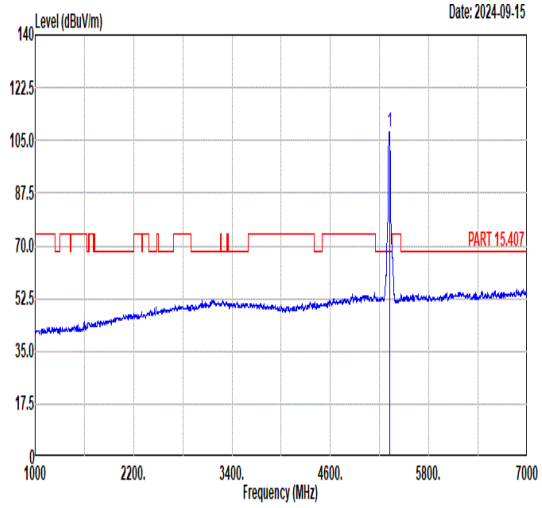 Freq Level Limit Line Margin (dB) Read Level Ant Factor Cable Loss Preamp Factor APos TPos Remark MHz dBuV/m dBuV/m dBuV dB/m dB dB cm deg 1 5320.00 107.61 ------ ------ 93.79 34.84 10.97 31.99 382 73 PEAK
Avg	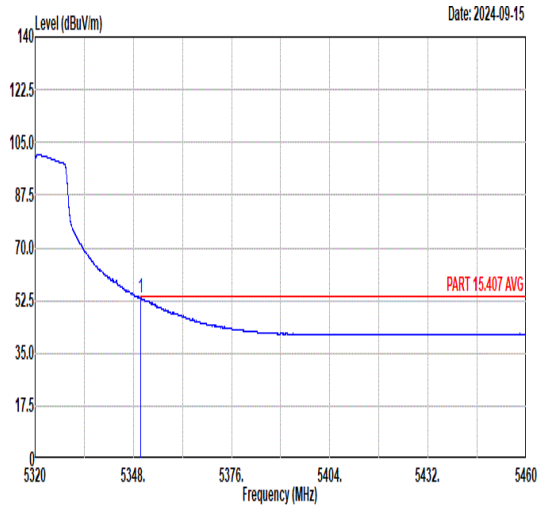 Freq Level Limit Line Margin (dB) Read Level Ant Factor Cable Loss Preamp Factor APos TPos Remark MHz dBuV/m dBuV/m dBuV dB/m dB dB cm deg 1 5350.03 53.43 54.00 -0.57 39.69 34.83 10.94 32.03 382 73 AVERAGE	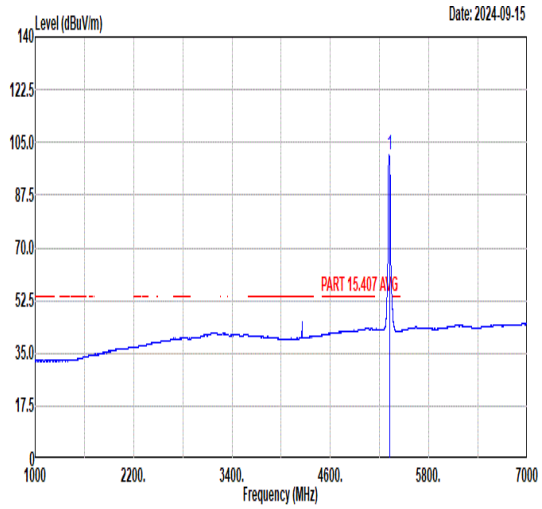 Freq Level Limit Line Margin (dB) Read Level Ant Factor Cable Loss Preamp Factor APos TPos Remark MHz dBuV/m dBuV/m dBuV dB/m dB dB cm deg 1 5320.00 100.82 ------ ------ 87.00 34.84 10.97 31.99 382 73 AVERAGE

Mode	15	
	Band Edge	
	U-NII-2A_5.25-5.35_802.11n HT20_CH64_5320MHz	
ANT	1	
Pol.	Vertical	Fundamental
Peak	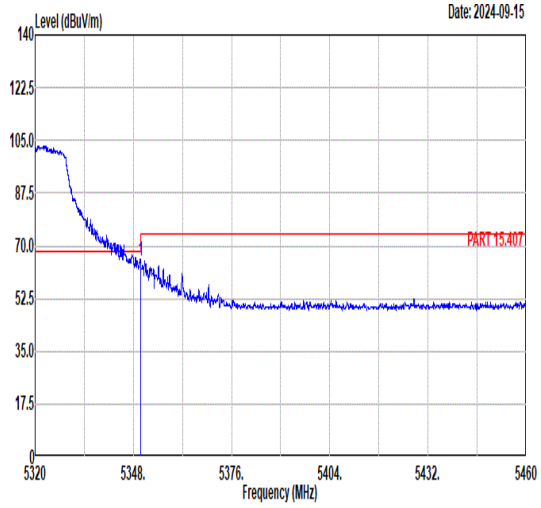 Freq Level Limit Line Margin (dB) Read Level Ant Factor Cable Loss Preamp Factor APos TPos Remark MHz dBuV/m dBuV/m dBuV dB/m dB dB cm deg 1 5350.00 65.13 74.00 -8.87 51.39 34.83 10.94 32.03 381 346 PEAK	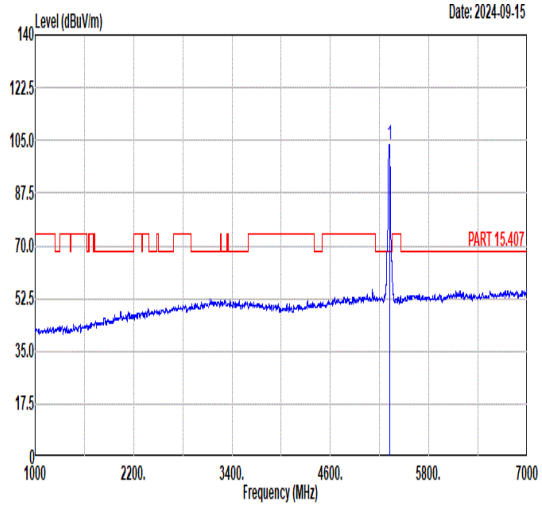 Freq Level Limit Line Margin (dB) Read Level Ant Factor Cable Loss Preamp Factor APos TPos Remark MHz dBuV/m dBuV/m dBuV dB/m dB dB cm deg 1 5320.00 103.67 ------ ------ 89.85 34.84 10.97 31.99 381 346 PEAK
Avg	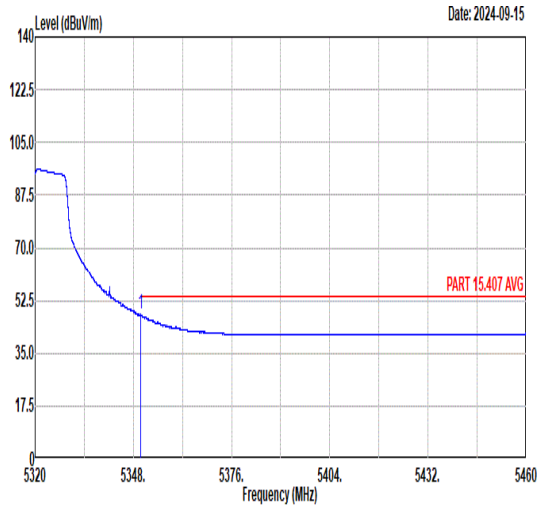 Freq Level Limit Line Margin (dB) Read Level Ant Factor Cable Loss Preamp Factor APos TPos Remark MHz dBuV/m dBuV/m dBuV dB/m dB dB cm deg 1 5350.04 47.82 54.00 -6.18 34.08 34.83 10.94 32.03 381 346 AVERAGE	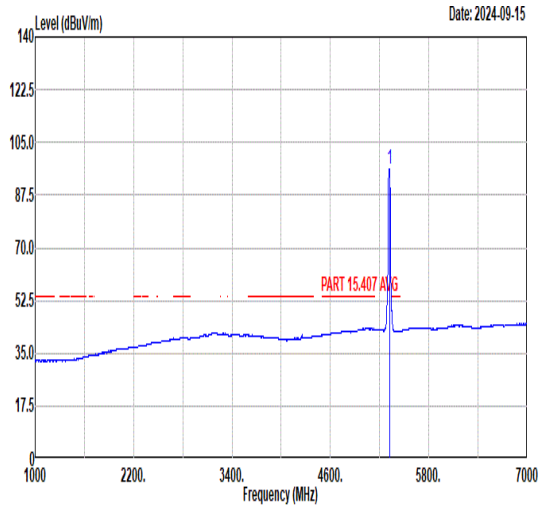 Freq Level Limit Line Margin (dB) Read Level Ant Factor Cable Loss Preamp Factor APos TPos Remark MHz dBuV/m dBuV/m dBuV dB/m dB dB cm deg 1 5320.00 96.14 ------ ------ 82.32 34.84 10.97 31.99 381 346 AVERAGE

Mode	15	
	Harmonic	
	U-NII-2A_5.25-5.35_802.11n HT20_CH64_5320MHz	
ANT	1	
Pol.	Horizontal	Vertical
Peak Avg	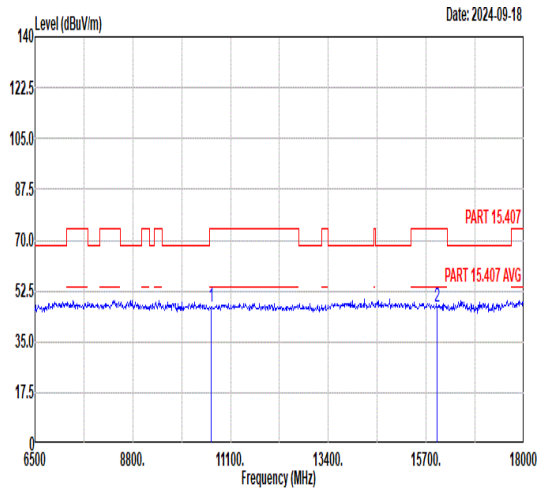 Freq Level Limit Line Margin Read Level Ant Factor Cable Loss Preamp Factor APos TPos Remark MHz dBuV/m dBuV/m dB dBuV dB/m dB dB cm deg 1 10640.00 47.05 74.00 -26.95 44.06 39.47 14.32 50.80 --- --- Peak 2 15960.00 47.23 74.00 -26.77 39.73 42.08 17.19 51.77 --- --- Peak	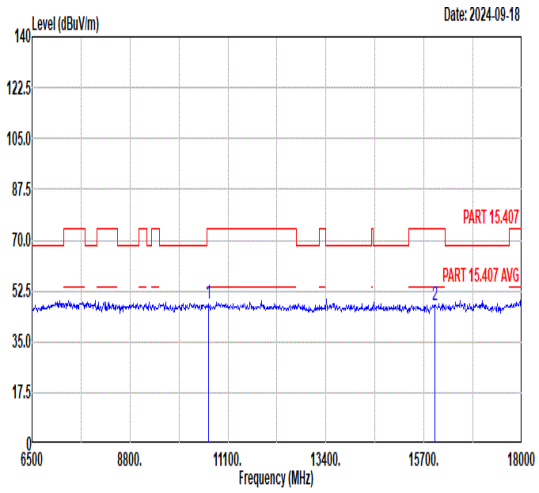 Freq Level Limit Line Margin Read Level Ant Factor Cable Loss Preamp Factor APos TPos Remark MHz dBuV/m dBuV/m dB dBuV dB/m dB dB cm deg 1 10640.00 47.98 74.00 -26.02 44.99 39.47 14.32 50.80 --- --- Peak 2 15960.00 47.57 74.00 -26.43 40.07 42.08 17.19 51.77 --- --- Peak

Mode	16	
	Band Edge	
	U-NII-2C_5.47-5.725_802.11n HT20_CH100_5500MHz	
ANT	1	
Pol.	Horizontal	Fundamental
Peak	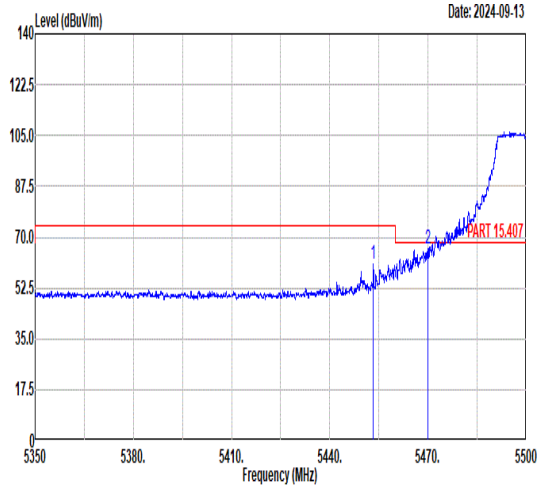 Freq Level Limit Line Margin Read Level Ant Factor Cable Loss Preamp Factor APos TPos Remark MHz dBuV/m dBuV/m dB dBuV dB/m dB dB cm deg 1 5453.29 60.70 74.00 -13.30 46.96 34.81 11.09 32.16 396 294 PEAK 2 5469.93 65.85 68.30 -2.45 52.06 34.81 11.16 32.18 396 294 PEAK	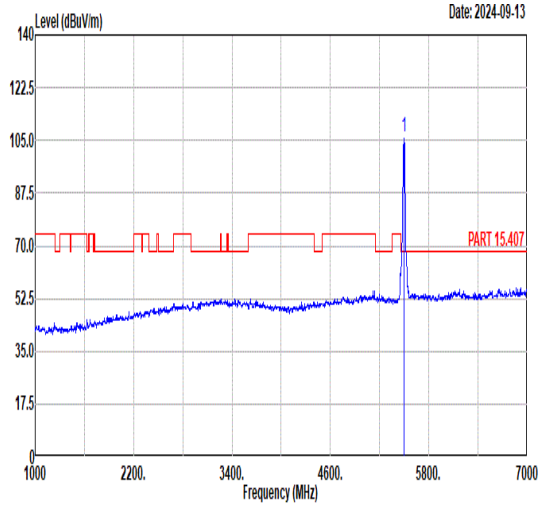 Freq Level Limit Line Margin Read Level Ant Factor Cable Loss Preamp Factor APos TPos Remark MHz dBuV/m dBuV/m dB dBuV dB/m dB dB cm deg 1 5500.00 105.98 ------ ------ 92.08 34.81 11.30 32.21 396 294 PEAK
Avg	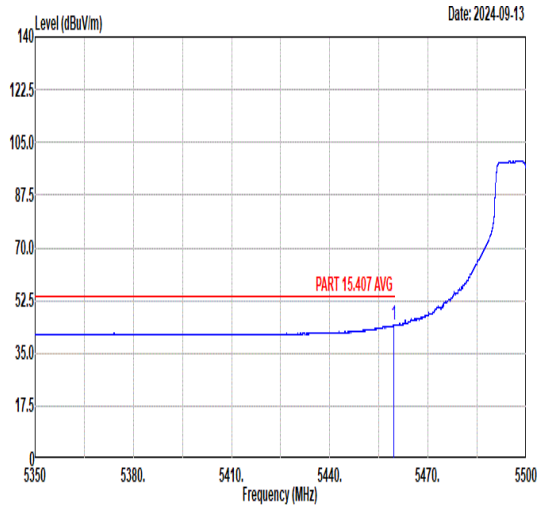 Freq Level Limit Line Margin Read Level Ant Factor Cable Loss Preamp Factor APos TPos Remark MHz dBuV/m dBuV/m dB dBuV dB/m dB dB cm deg 1 5459.59 44.26 54.00 -9.74 30.49 34.81 11.12 32.16 396 294 AVERAGE	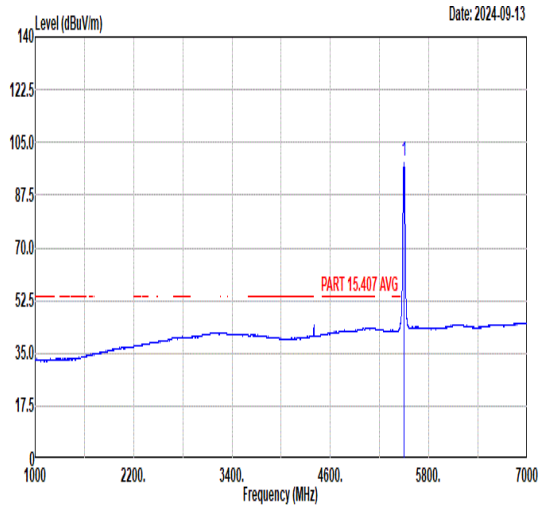 Freq Level Limit Line Margin Read Level Ant Factor Cable Loss Preamp Factor APos TPos Remark MHz dBuV/m dBuV/m dB dBuV dB/m dB dB cm deg 1 5500.00 98.55 ------ ------ 84.69 34.80 11.27 32.21 396 294 AVERAGE

Mode	16	
	Band Edge	
	U-NII-2C_5.47-5.725_802.11n HT20_CH100_5500MHz	
ANT	1	
Pol.	Vertical	Fundamental
Peak	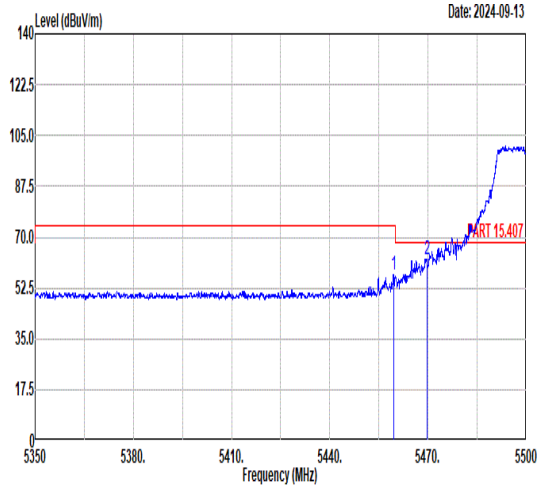 Freq Level Limit Line Margin Read Level Ant Factor Cable Loss Preamp Factor APos TPos Remark MHz dBuV/m dBuV/m dB dBuV dB/m dB dB cm deg 1 5459.43 57.03 74.00 -16.97 43.26 34.81 11.12 32.16 400 11 PEAK 2 5469.63 62.38 68.30 -5.92 48.59 34.81 11.16 32.18 400 11 PEAK	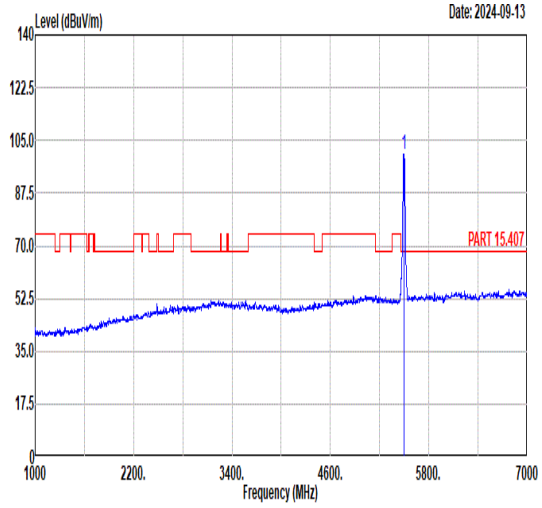 Freq Level Limit Line Margin Read Level Ant Factor Cable Loss Preamp Factor APos TPos Remark MHz dBuV/m dBuV/m dB dBuV dB/m dB dB cm deg 1 5500.00 100.32 ------ ------ 86.47 34.80 11.25 32.20 400 10 PEAK
Avg	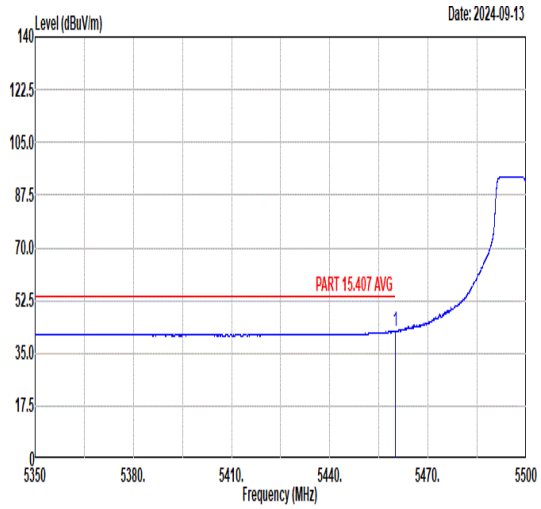 Freq Level Limit Line Margin Read Level Ant Factor Cable Loss Preamp Factor APos TPos Remark MHz dBuV/m dBuV/m dB dBuV dB/m dB dB cm deg 1 5460.00 42.43 54.00 -11.57 28.67 34.81 11.12 32.17 400 11 AVERAGE	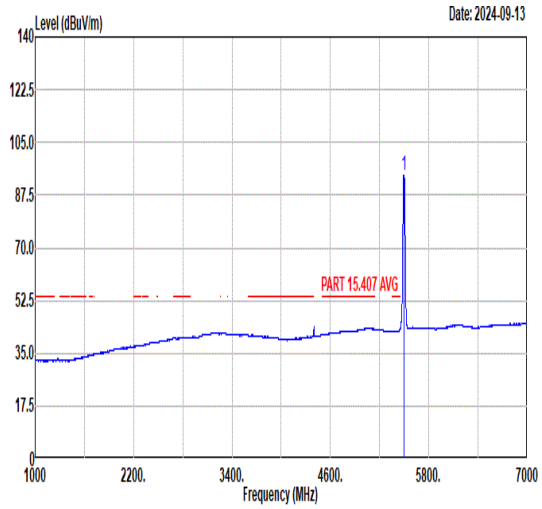 Freq Level Limit Line Margin Read Level Ant Factor Cable Loss Preamp Factor APos TPos Remark MHz dBuV/m dBuV/m dB dBuV dB/m dB dB cm deg 1 5500.00 93.82 ------ ------ 79.97 34.80 11.25 32.20 400 10 AVERAGE

Mode	16	
	Harmonic	
	U-NII-2C_5.47-5.725_802.11n HT20_CH100_5500MHz	
ANT	1	
Pol.	Horizontal	Vertical
Peak Avg	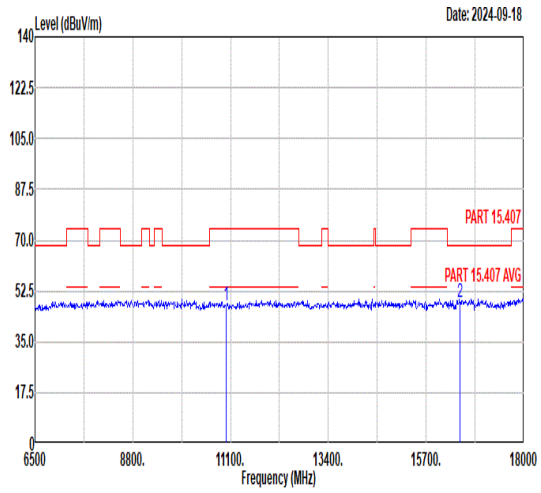 Freq Level Limit Line Margin Read Level Ant Factor Cable Loss Preamp Factor APos TPos Remark MHz dBuV/m dBuV/m dB dBuV dB/m dB dB cm deg 1 11000.00 47.46 74.00 -26.54 44.32 39.40 14.54 50.80 --- --- Peak 2 16500.00 48.63 68.30 -19.67 40.67 42.40 17.36 51.80 --- --- Peak	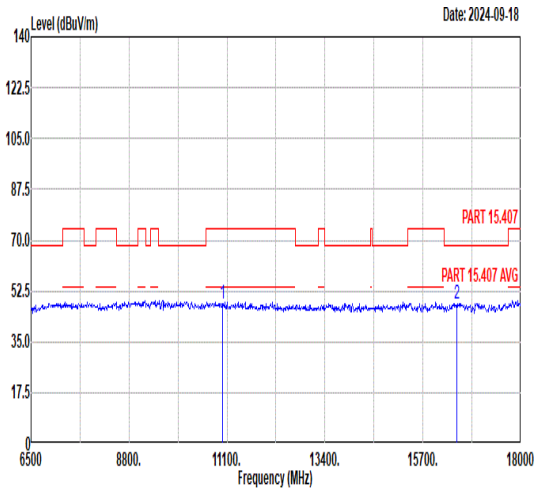 Freq Level Limit Line Margin Read Level Ant Factor Cable Loss Preamp Factor APos TPos Remark MHz dBuV/m dBuV/m dB dBuV dB/m dB dB cm deg 1 11000.00 47.99 74.00 -26.01 44.85 39.40 14.54 50.80 --- --- Peak 2 16500.00 48.22 68.30 -20.08 40.26 42.40 17.36 51.80 --- --- Peak

Mode	17	
	Harmonic	
	U-NII-2C_5.47-5.725_802.11n HT20_CH116_5580MHz	
ANT	1	
Pol.	Horizontal	Vertical
Peak Avg	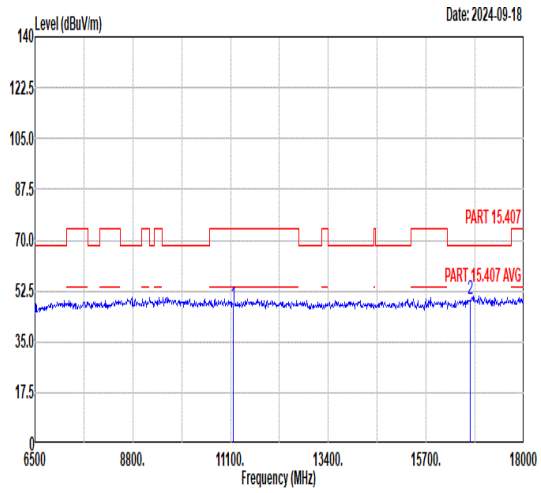 Freq Level Limit Line Margin Read Level Ant Factor Cable Loss Preamp Factor APos TPos Remark MHz dBuV/m dBuV/m dB dBuV dB/m dB dB cm deg 1 11160.00 47.39 74.00 -26.61 43.99 39.53 14.64 50.77 --- --- Peak 2 16740.00 49.67 68.30 -18.63 41.54 42.45 17.43 51.75 --- --- Peak	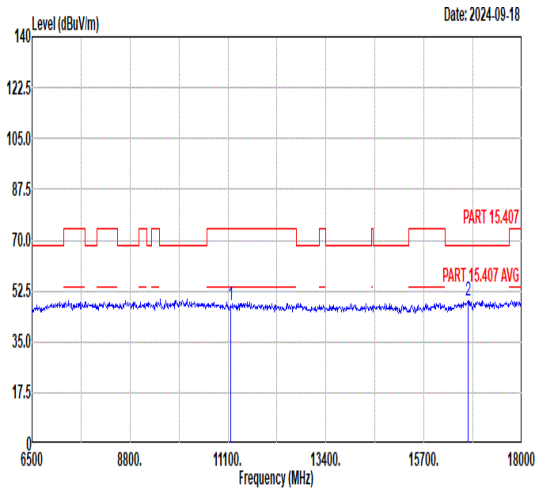 Freq Level Limit Line Margin Read Level Ant Factor Cable Loss Preamp Factor APos TPos Remark MHz dBuV/m dBuV/m dB dBuV dB/m dB dB cm deg 1 11160.00 47.52 74.00 -26.48 44.12 39.53 14.64 50.77 --- --- Peak 2 16740.00 49.19 68.30 -19.11 41.06 42.45 17.43 51.75 --- --- Peak

Mode	18	
	Band Edge	
	U-NII-2C_5.47-5.725_802.11n HT20_CH140_5700MHz	
ANT	1	
Pol.	Horizontal	Fundamental
Peak	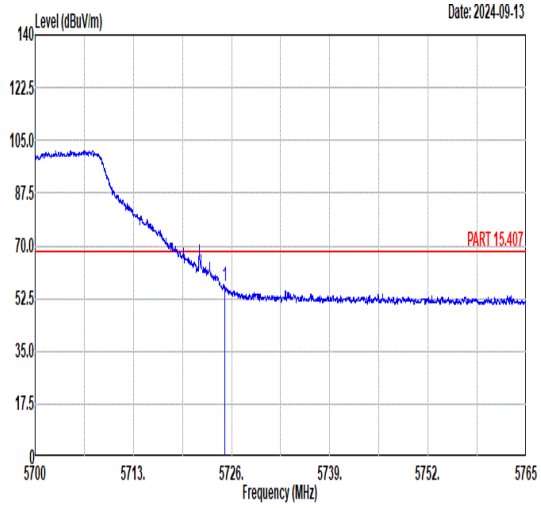 Freq Level Limit Line Margin (dB) Read Level Ant Factor Cable Loss Preamp Factor APos TPos Remark MHz dBuV/m dBuV/m dBuV dB/m dB dB cm deg 1 5725.06 56.59 68.30 -11.71 42.21 35.12 11.65 32.39 372 90 PEAK	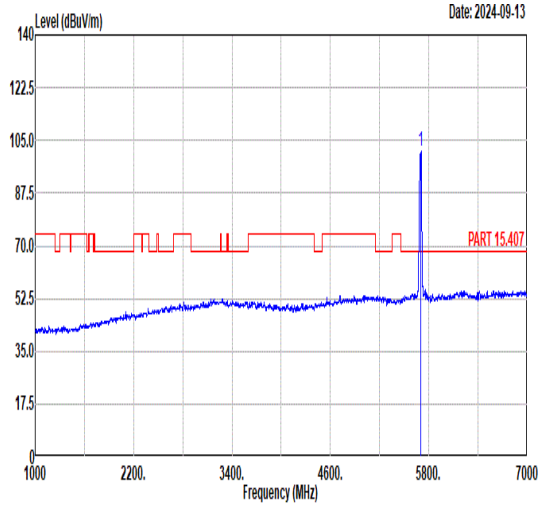 Freq Level Limit Line Margin (dB) Read Level Ant Factor Cable Loss Preamp Factor APos TPos Remark MHz dBuV/m dBuV/m dBuV dB/m dB dB cm deg 1 5700.00 101.28 ------ ------ 86.90 35.09 11.66 32.37 372 90 PEAK
Avg	Blank	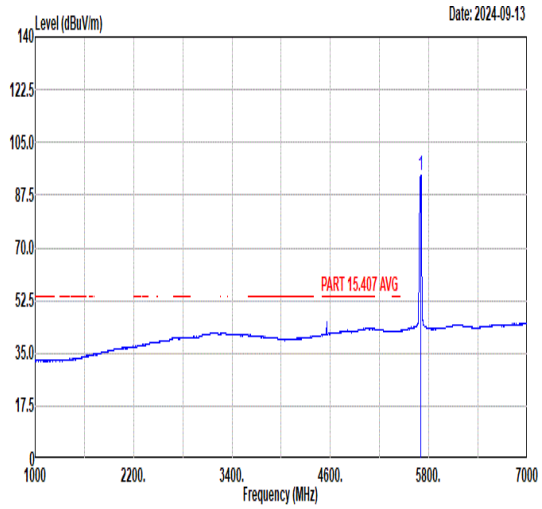 Freq Level Limit Line Margin (dB) Read Level Ant Factor Cable Loss Preamp Factor APos TPos Remark MHz dBuV/m dBuV/m dBuV dB/m dB dB cm deg 1 5700.00 94.09 ------ ------ 79.71 35.09 11.66 32.37 372 90 AVERAGE

Mode	18	
	Band Edge	
	U-NII-2C_5.47-5.725_802.11n HT20_CH140_5700MHz	
ANT	1	
Pol.	Vertical	Fundamental
Peak	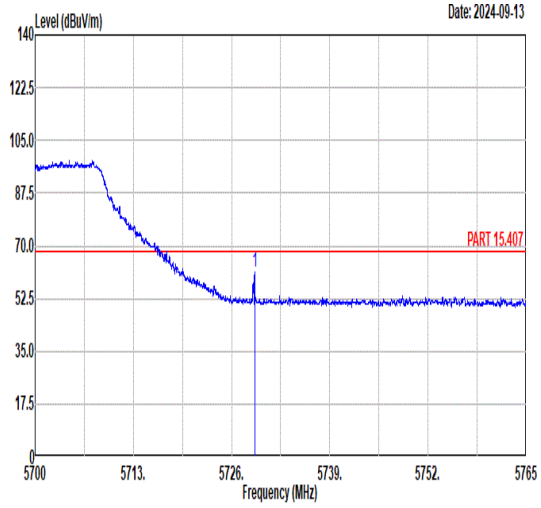 Freq Level Limit Line Margin (dB) Read Level Ant Factor Cable Loss Preamp Factor APos TPos Remark MHz dBuV/m dBuV/m dBuV dB/m dB dB cm deg 1 5729.09 61.17 68.30 -7.13 46.79 35.12 11.65 32.39 363 360 PEAK	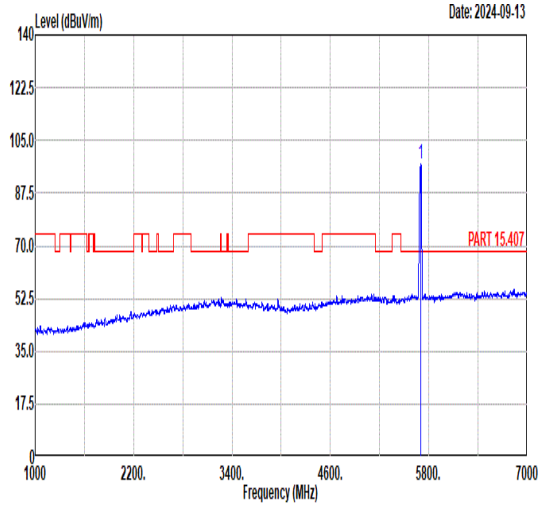 Freq Level Limit Line Margin (dB) Read Level Ant Factor Cable Loss Preamp Factor APos TPos Remark MHz dBuV/m dBuV/m dBuV dB/m dB dB cm deg 1 5700.00 97.13 ------ ------ 82.76 35.08 11.66 32.37 363 360 PEAK
Avg	Blank	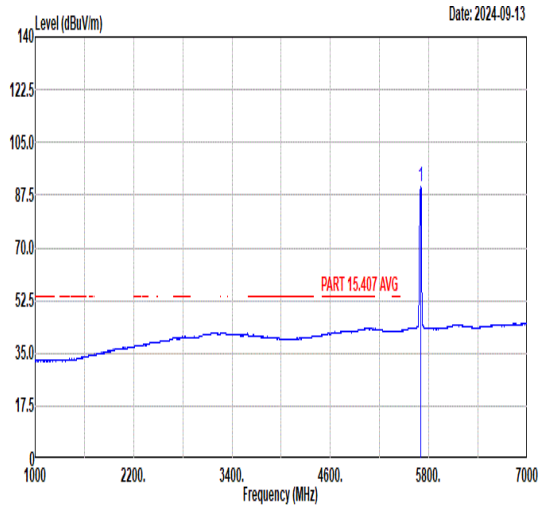 Freq Level Limit Line Margin (dB) Read Level Ant Factor Cable Loss Preamp Factor APos TPos Remark MHz dBuV/m dBuV/m dBuV dB/m dB dB cm deg 1 5700.00 90.10 ------ ------ 75.73 35.08 11.66 32.37 363 360 AVERAGE

Mode	18	
	Harmonic	
	U-NII-2C_5.47-5.725_802.11n HT20_CH140_5700MHz	
ANT	1	
Pol.	Horizontal	Vertical
Peak Avg	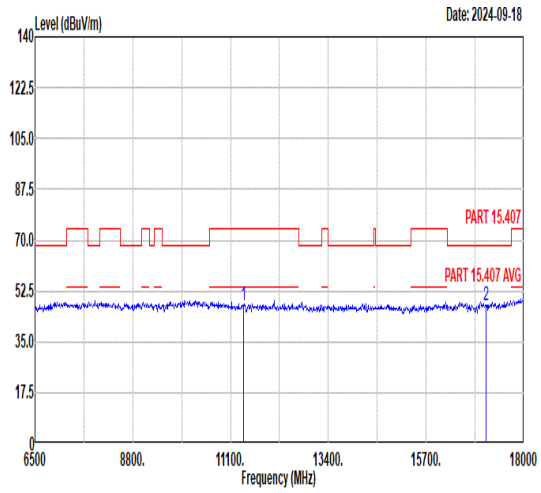 Freq Level Limit Line Margin Read Level Ant Factor Cable Loss Preamp Factor APos TPos Remark MHz dBuV/m dBuV/m dB dBuV dB/m dB dB cm deg 1 11400.00 47.58 74.00 -26.42 43.80 39.72 14.78 50.72 --- --- Peak 2 17100.00 47.73 68.30 -20.57 39.54 42.46 17.53 51.80 --- --- Peak	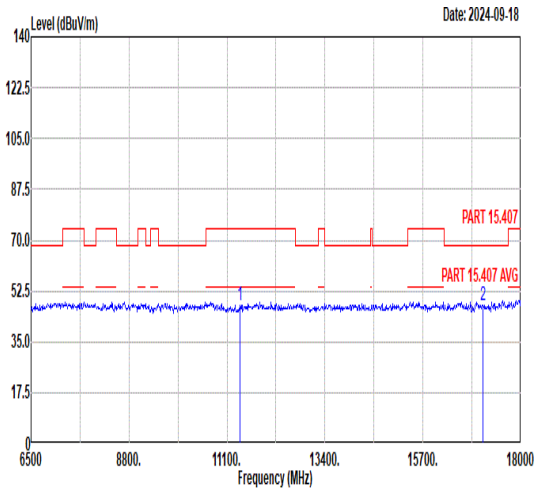 Freq Level Limit Line Margin Read Level Ant Factor Cable Loss Preamp Factor APos TPos Remark MHz dBuV/m dBuV/m dB dBuV dB/m dB dB cm deg 1 11400.00 47.39 74.00 -26.61 43.61 39.72 14.78 50.72 --- --- Peak 2 17100.00 47.34 68.30 -20.96 39.15 42.46 17.53 51.80 --- --- Peak

Mode	19	
	Band Edge - L	
	U-NII-1_5.15-5.25_802.11n HT40_CH38_5190MHz	
ANT	1	
Pol.	Horizontal	Fundamental
Peak	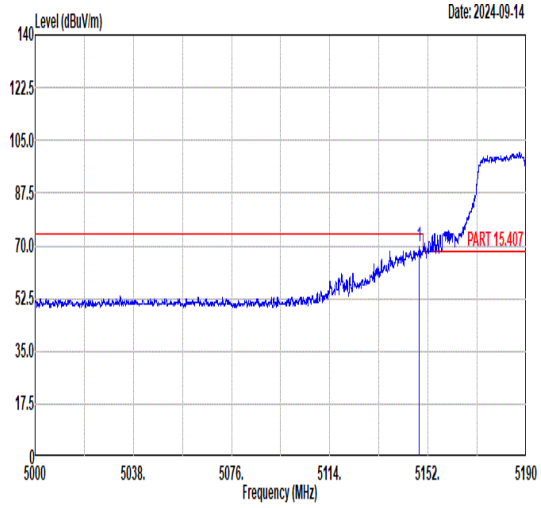 Freq Level Limit Line Margin (dB) Read Level Ant Factor Cable Loss Preamp Factor APos TPos Remark MHz dBuV/m dBuV/m dBuV dB/m dB dB cm deg 1 5148.66 69.51 74.00 -4.49 55.33 34.87 11.09 31.78 371 89 PEAK	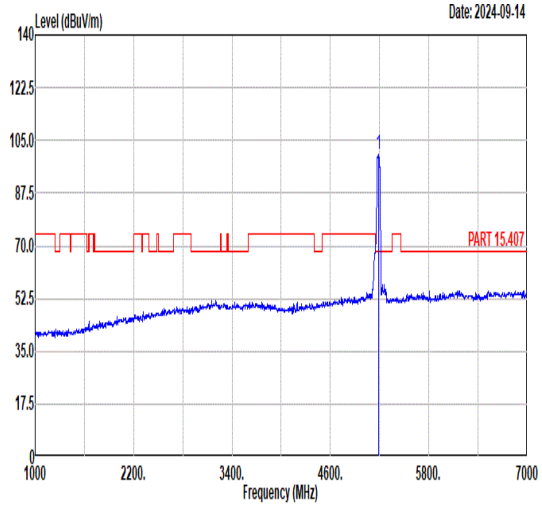 Freq Level Limit Line Margin (dB) Read Level Ant Factor Cable Loss Preamp Factor APos TPos Remark MHz dBuV/m dBuV/m dBuV dB/m dB dB cm deg 1 5190.00 100.56 ------ ------ 86.45 34.86 11.07 31.82 371 89 PEAK
Avg	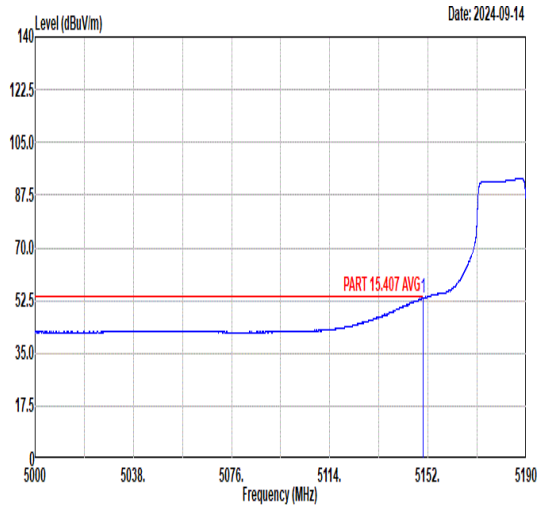 Freq Level Limit Line Margin (dB) Read Level Ant Factor Cable Loss Preamp Factor APos TPos Remark MHz dBuV/m dBuV/m dBuV dB/m dB dB cm deg 1 5149.97 53.17 54.00 -0.83 39.00 34.87 11.08 31.78 371 89 AVERAGE	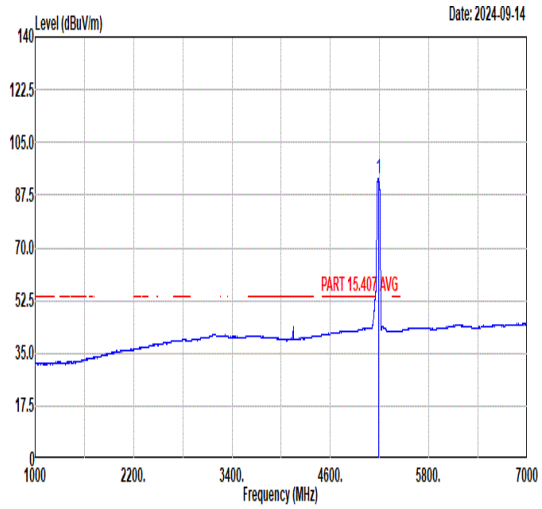 Freq Level Limit Line Margin (dB) Read Level Ant Factor Cable Loss Preamp Factor APos TPos Remark MHz dBuV/m dBuV/m dBuV dB/m dB dB cm deg 1 5190.00 92.90 ------ ------ 78.79 34.86 11.07 31.82 371 89 AVERAGE

Mode	19	
	Band Edge - R	
	U-NII-1_5.15-5.25_802.11n HT40_CH38_5190MHz	
ANT	1	
Pol.	Horizontal	Fundamental
Peak	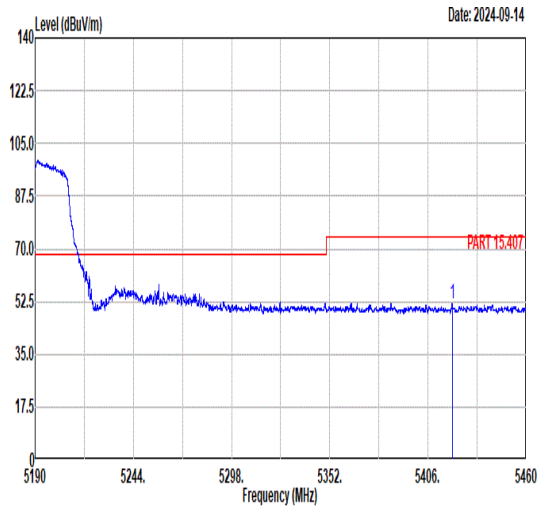 Freq Level Limit Line Margin (dB) Read Level Ant Factor Cable Loss Preamp Factor APos TPos Remark MHz dBuV/m dBuV/m dBuV dB/m dB dB cm deg 1 5419.37 51.99 74.00 -22.01 38.34 34.82 10.95 32.12 371 89 PEAK	Blank
Avg	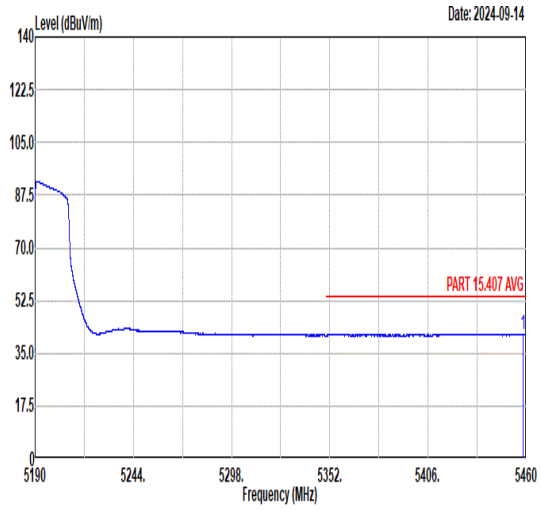 Freq Level Limit Line Margin (dB) Read Level Ant Factor Cable Loss Preamp Factor APos TPos Remark MHz dBuV/m dBuV/m dBuV dB/m dB dB cm deg 1 5458.27 41.26 54.00 -12.74 27.50 34.81 11.11 32.16 371 89 AVERAGE	Blank

Mode	19	
	Band Edge - L	
	U-NII-1_5.15-5.25_802.11n HT40_CH38_5190MHz	
ANT	1	
Pol.	Vertical	Fundamental
Peak	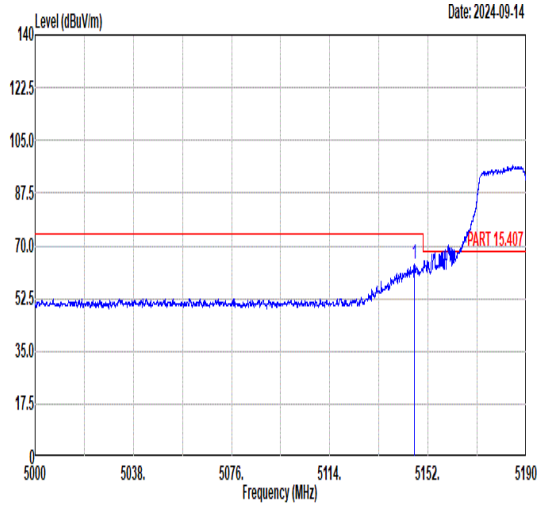 Freq Level Limit Line Margin (dB) Read Level Ant Factor Cable Loss Preamp Factor APos TPos Remark MHz dBuV/m dBuV/m dBuV dB/m dB dB cm deg 1 5146.59 64.01 74.00 -9.99 49.83 34.87 11.09 31.78 385 355 PEAK	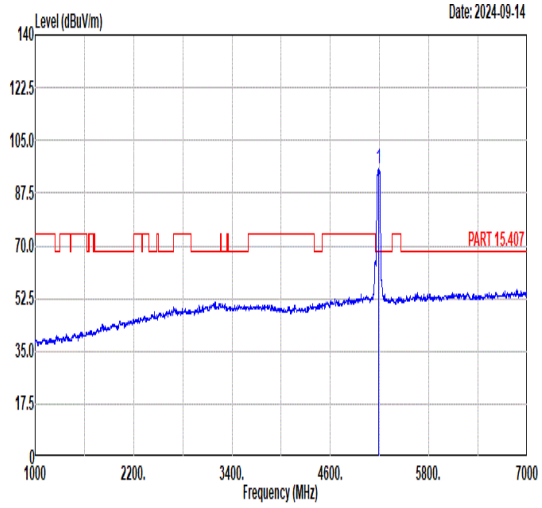 Freq Level Limit Line Margin (dB) Read Level Ant Factor Cable Loss Preamp Factor APos TPos Remark MHz dBuV/m dBuV/m dBuV dB/m dB dB cm deg 1 5190.00 95.48 ------ ------ 81.37 34.86 11.07 31.82 385 355 PEAK
Avg	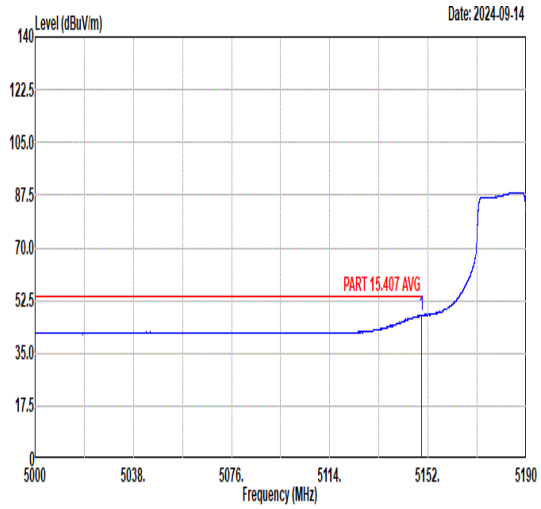 Freq Level Limit Line Margin (dB) Read Level Ant Factor Cable Loss Preamp Factor APos TPos Remark MHz dBuV/m dBuV/m dBuV dB/m dB dB cm deg 1 5149.44 47.66 54.00 -6.34 33.48 34.87 11.09 31.78 385 355 AVERAGE	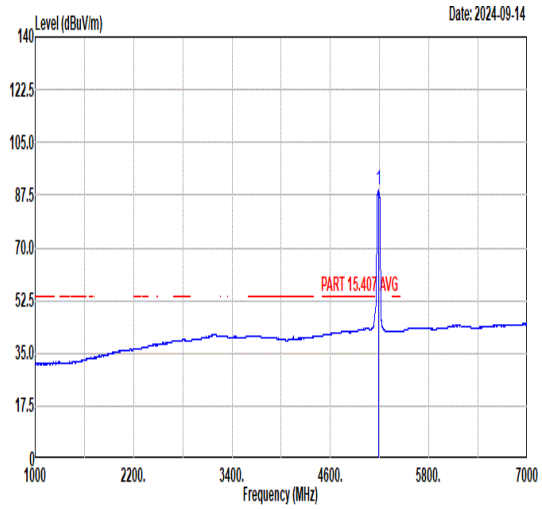 Freq Level Limit Line Margin (dB) Read Level Ant Factor Cable Loss Preamp Factor APos TPos Remark MHz dBuV/m dBuV/m dBuV dB/m dB dB cm deg 1 5190.00 89.10 ------ ------ 74.99 34.86 11.07 31.82 385 355 AVERAGE

Mode	19	
	Band Edge - R	
	U-NII-1_5.15-5.25_802.11n HT40_CH38_5190MHz	
ANT	1	
Pol.	Vertical	Fundamental
Peak	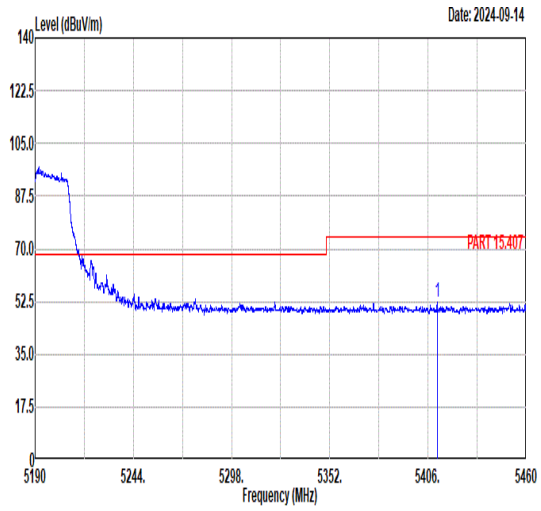 Freq Level Limit Line Margin (dB) Read Level Ant Factor Cable Loss Preamp Factor APos TPos Remark MHz dBuV/m dBuV/m dBuV dB/m dB dB cm deg 1 5411.02 52.09 74.00 -21.91 38.45 34.82 10.92 32.10 385 355 PEAK	Blank
Avg	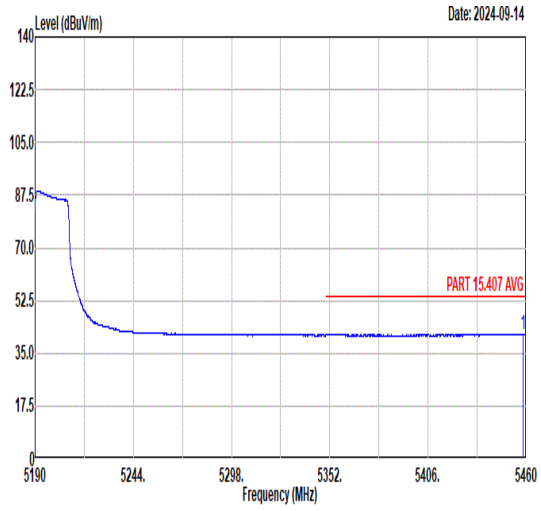 Freq Level Limit Line Margin (dB) Read Level Ant Factor Cable Loss Preamp Factor APos TPos Remark MHz dBuV/m dBuV/m dBuV dB/m dB dB cm deg 1 5458.27 41.29 54.00 -12.71 27.53 34.81 11.11 32.16 385 355 AVERAGE	Blank

Mode	19	
	Harmonic	
	U-NII-1_5.15-5.25_802.11n HT40_CH38_5190MHz	
ANT	1	
Pol.	Horizontal	Vertical
Peak Avg	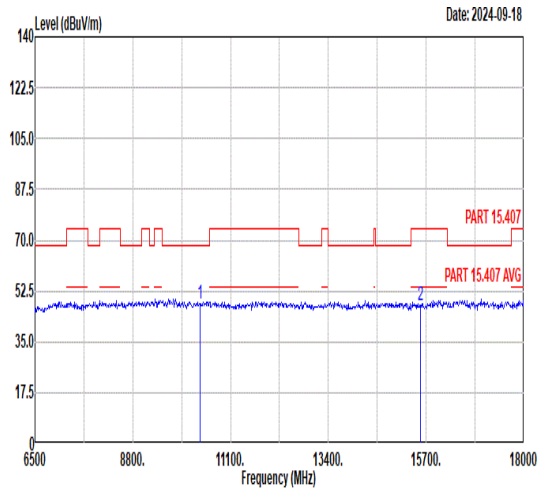 Freq Level Limit Line Margin Read Level Ant Factor Cable Loss Preamp Factor APos TPos Remark MHz dBuV/m dBuV/m dB dBuV dB/m dB dB cm deg 1 10380.00 47.85 68.30 -20.45 45.02 39.45 14.16 50.78 --- --- Peak 2 15570.00 47.33 74.00 -26.67 40.08 41.84 16.87 51.46 --- --- Peak	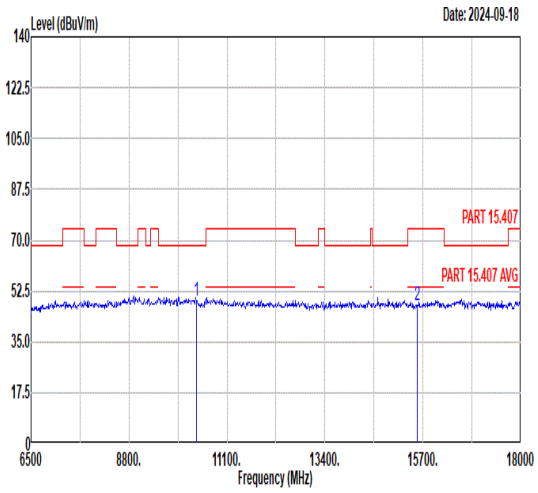 Freq Level Limit Line Margin Read Level Ant Factor Cable Loss Preamp Factor APos TPos Remark MHz dBuV/m dBuV/m dB dBuV dB/m dB dB cm deg 1 10380.00 49.30 68.30 -19.00 46.47 39.45 14.16 50.78 --- --- Peak 2 15570.00 47.58 74.00 -26.42 40.33 41.84 16.87 51.46 --- --- Peak

Mode	20	
	Band Edge - L	
	U-NII-1_5.15-5.25_802.11n HT40_CH46_5230MHz	
ANT	1	
Pol.	Horizontal	Fundamental
Peak	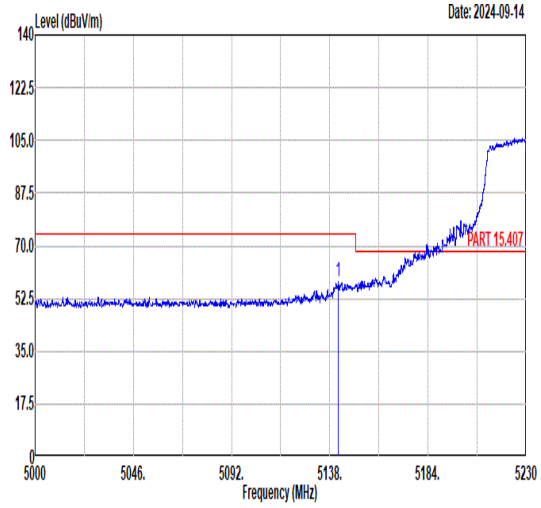 Freq Level Limit Line Margin (dB) Read Level Ant Factor Cable Loss Preamp Factor APos TPos Remark MHz dBuV/m dBuV/m dBuV dB/m dB dB cm deg 1 5142.05 58.29 74.00 -15.71 44.10 34.87 11.09 31.77 400 80 PEAK	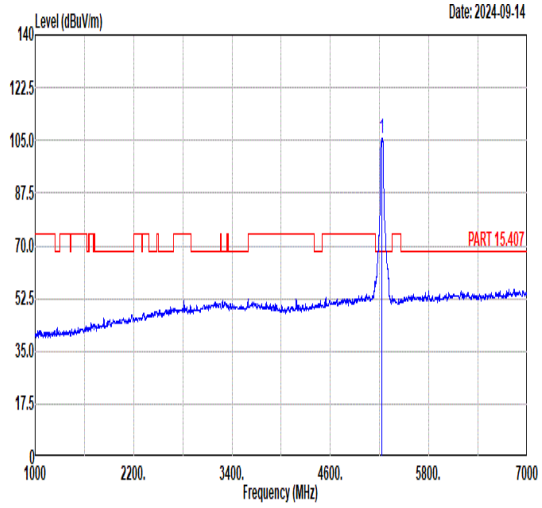 Freq Level Limit Line Margin (dB) Read Level Ant Factor Cable Loss Preamp Factor APos TPos Remark MHz dBuV/m dBuV/m dBuV dB/m dB dB cm deg 1 5230.00 105.73 ------ ------ 91.73 34.85 11.03 31.88 400 80 PEAK
Avg	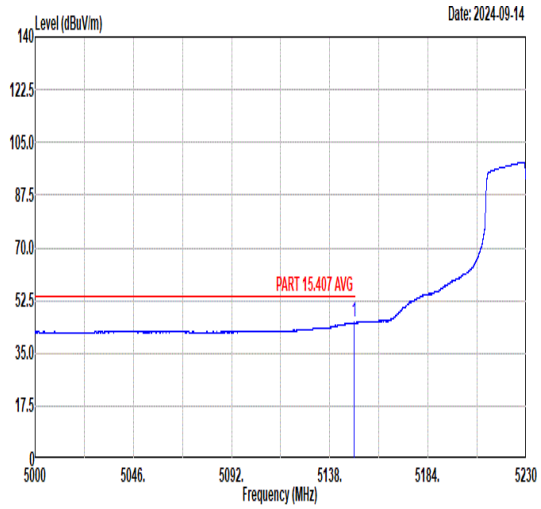 Freq Level Limit Line Margin (dB) Read Level Ant Factor Cable Loss Preamp Factor APos TPos Remark MHz dBuV/m dBuV/m dBuV dB/m dB dB cm deg 1 5149.39 45.22 54.00 -8.78 31.04 34.87 11.09 31.78 400 80 AVERAGE	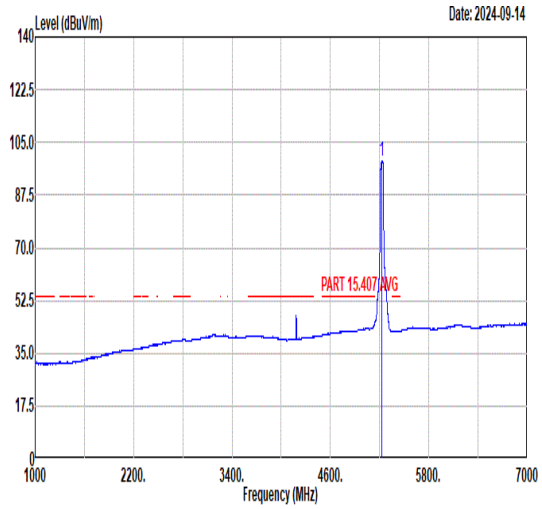 Freq Level Limit Line Margin (dB) Read Level Ant Factor Cable Loss Preamp Factor APos TPos Remark MHz dBuV/m dBuV/m dBuV dB/m dB dB cm deg 1 5230.00 98.62 ------ ------ 84.61 34.85 11.04 31.88 400 80 AVERAGE

Mode	20	
	Band Edge - R	
	U-NII-1_5.15-5.25_802.11n HT40_CH46_5230MHz	
ANT	1	
Pol.	Horizontal	Fundamental
Peak	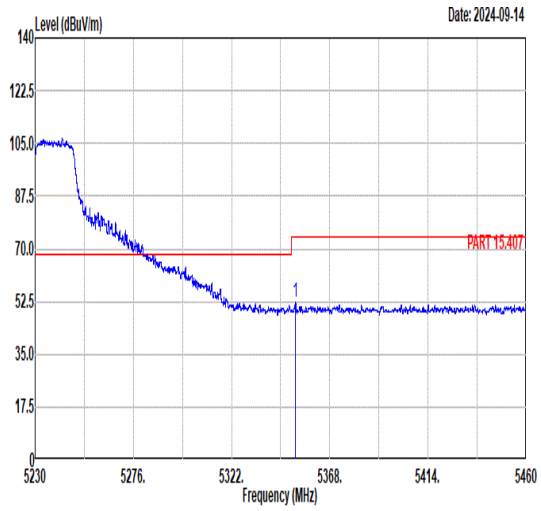 Freq Level Limit Line Margin (dB) Read Level Ant Factor Cable Loss Preamp Factor APos TPos Remark MHz dBuV/m dBuV/m dBuV dB/m dB dB cm deg 1 5352.02 52.26 74.00 -21.74 38.52 34.83 10.94 32.03 400 80 PEAK	Blank
Avg	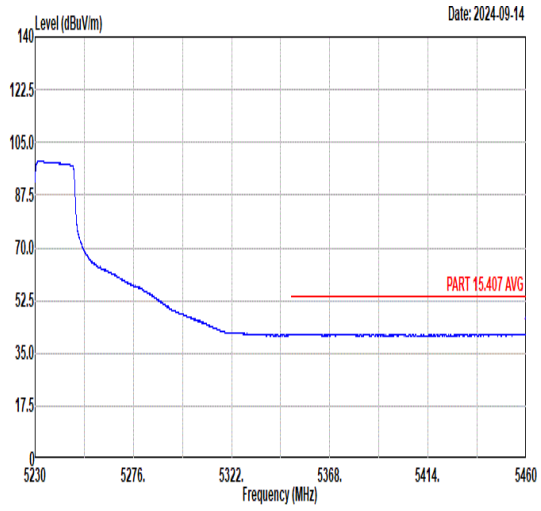 Freq Level Limit Line Margin (dB) Read Level Ant Factor Cable Loss Preamp Factor APos TPos Remark MHz dBuV/m dBuV/m dBuV dB/m dB dB cm deg 1 5459.86 41.28 54.00 -12.72 27.52 34.81 11.12 32.17 400 80 AVERAGE	Blank

Mode	20	
	Band Edge - L	
	U-NII-1_5.15-5.25_802.11n HT40_CH46_5230MHz	
ANT	1	
Pol.	Vertical	Fundamental
Peak	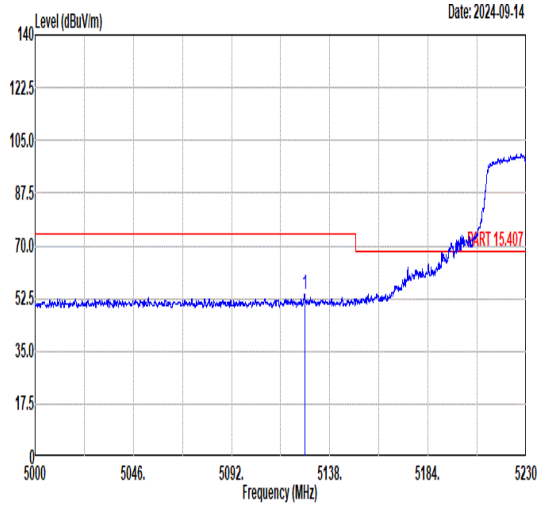 Freq Level Limit Line Margin (dB) Read Level Ant Factor Cable Loss Preamp Factor APos TPos Remark MHz dBuV/m dBuV/m dBuV dB/m dB dB cm deg 1 5126.18 54.08 74.00 -19.92 39.86 34.87 11.10 31.75 397 354 PEAK	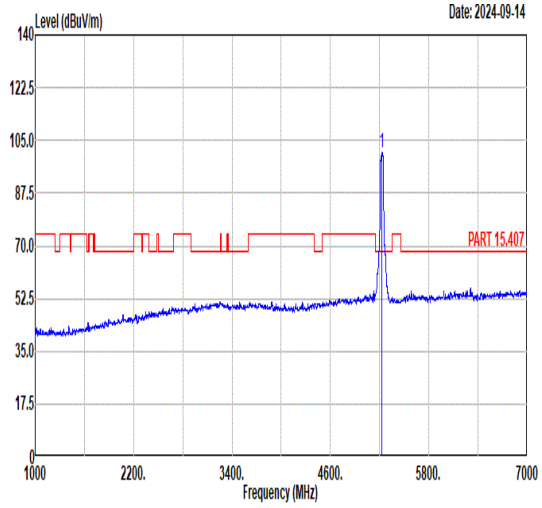 Freq Level Limit Line Margin (dB) Read Level Ant Factor Cable Loss Preamp Factor APos TPos Remark MHz dBuV/m dBuV/m dBuV dB/m dB dB cm deg 1 5230.00 101.10 ------ ------ 87.10 34.85 11.03 31.88 397 354 PEAK
Avg	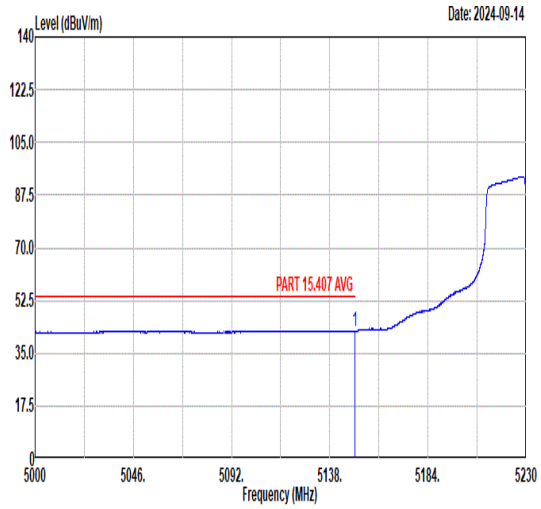 Freq Level Limit Line Margin (dB) Read Level Ant Factor Cable Loss Preamp Factor APos TPos Remark MHz dBuV/m dBuV/m dBuV dB/m dB dB cm deg 1 5149.75 42.50 54.00 -11.50 28.32 34.87 11.09 31.78 397 354 AVERAGE	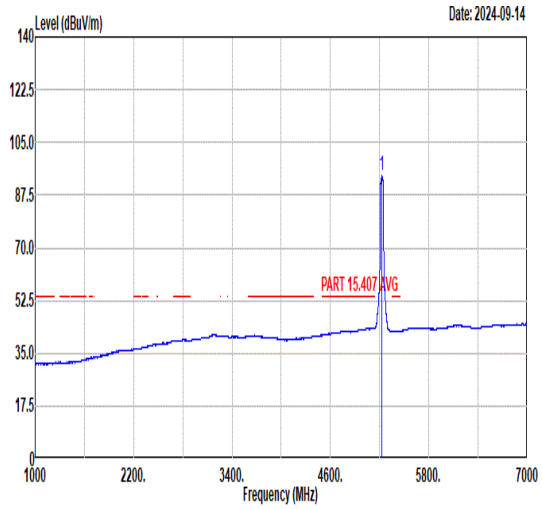 Freq Level Limit Line Margin (dB) Read Level Ant Factor Cable Loss Preamp Factor APos TPos Remark MHz dBuV/m dBuV/m dBuV dB/m dB dB cm deg 1 5230.00 93.81 ------ ------ 79.80 34.85 11.04 31.88 397 354 AVERAGE

Mode	20	
	Band Edge - R	
	U-NII-1_5.15-5.25_802.11n HT40_CH46_5230MHz	
ANT	1	
Pol.	Vertical	Fundamental
Peak	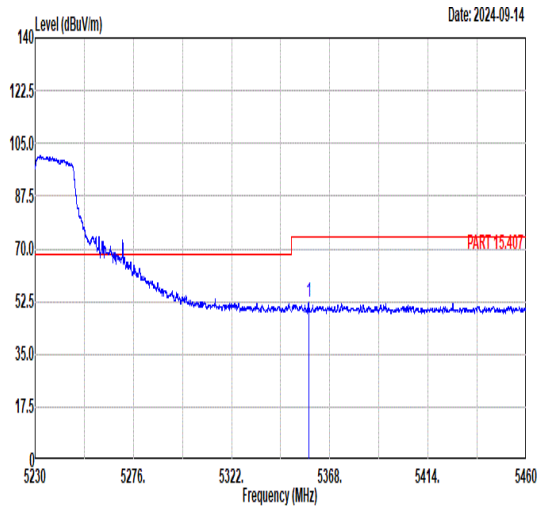 Freq Level Limit Line Margin (dB) Read Level Ant Factor Cable Loss Preamp Factor APos TPos Remark MHz dBuV/m dBuV/m dBuV dB/m dB dB cm deg 1 5358.23 52.26 74.00 -21.74 38.53 34.83 10.94 32.04 397 354 PEAK	Blank
Avg	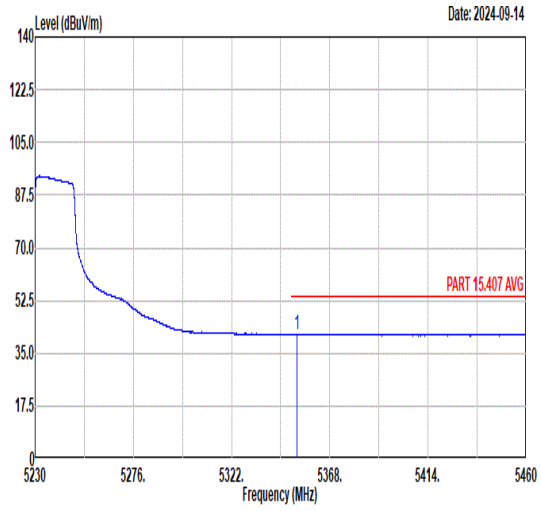 Freq Level Limit Line Margin (dB) Read Level Ant Factor Cable Loss Preamp Factor APos TPos Remark MHz dBuV/m dBuV/m dBuV dB/m dB dB cm deg 1 5352.48 41.34 54.00 -12.66 27.60 34.83 10.94 32.03 397 354 AVERAGE	Blank

Mode	20	
	Harmonic	
	U-NII-1_5.15-5.25_802.11n HT40_CH46_5230MHz	
ANT	1	
Pol.	Horizontal	Vertical
Peak Avg	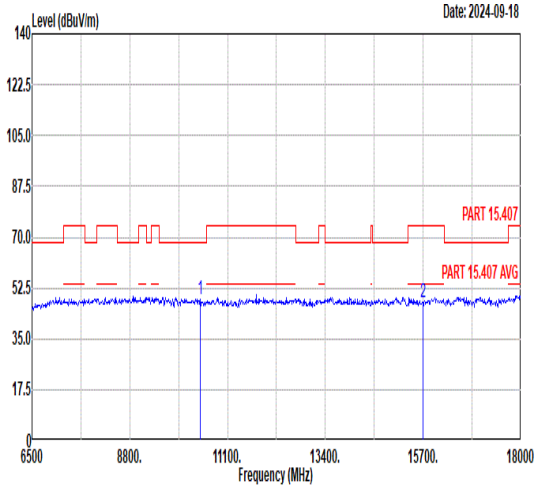 Freq Level Limit Line Margin Read Level Ant Factor Cable Loss Preamp Factor APos TPos Remark MHz dBuV/m dBuV/m dB dBuV dB/m dB dB cm deg 1 10460.00 48.37 68.30 -19.93 45.47 39.48 14.21 50.79 --- --- Peak 2 15690.00 47.51 74.00 -26.49 40.18 41.91 16.97 51.55 --- --- Peak	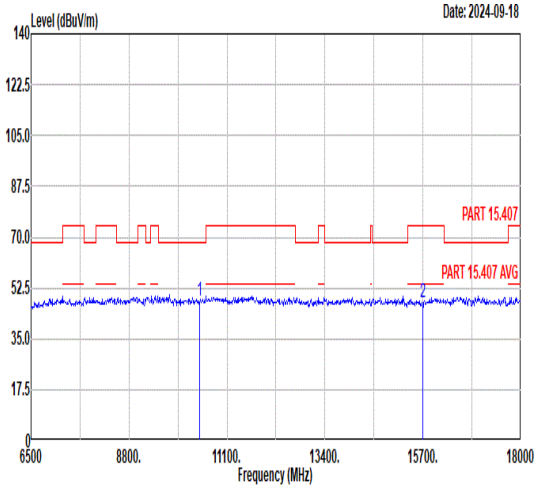 Freq Level Limit Line Margin Read Level Ant Factor Cable Loss Preamp Factor APos TPos Remark MHz dBuV/m dBuV/m dB dBuV dB/m dB dB cm deg 1 10460.00 47.97 68.30 -20.33 45.07 39.48 14.21 50.79 --- --- Peak 2 15690.00 47.44 74.00 -26.56 40.11 41.91 16.97 51.55 --- --- Peak

Mode	21	
	Band Edge - L	
	U-NII-2A_5.25-5.35_802.11n HT40_CH54_5270MHz	
ANT	1	
Pol.	Horizontal	Fundamental
Peak	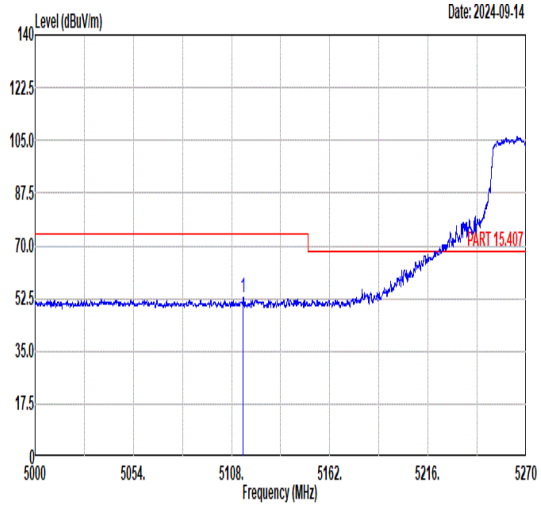 Freq Level Limit Line Margin (dB) Read Level Ant Factor Cable Loss Preamp Factor APos TPos Remark MHz dBuV/m dBuV/m dBuV dB/m dB dB cm deg 1 5114.35 52.69 74.00 -21.31 38.44 34.88 11.11 31.74 372 71 PEAK	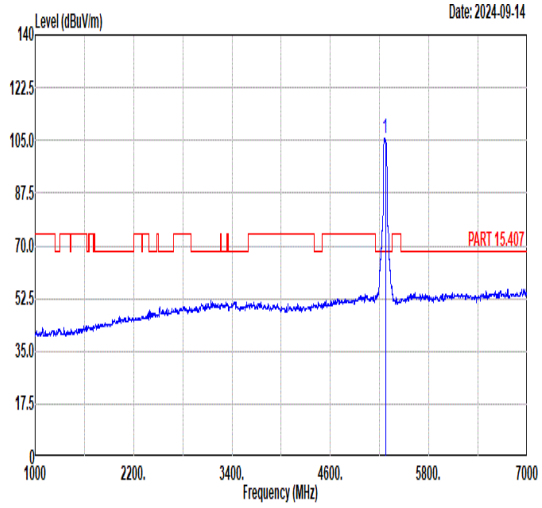 Freq Level Limit Line Margin (dB) Read Level Ant Factor Cable Loss Preamp Factor APos TPos Remark MHz dBuV/m dBuV/m dBuV dB/m dB dB cm deg 1 5270.00 105.82 ------ ------ 91.86 34.85 11.02 31.91 372 71 PEAK
Avg	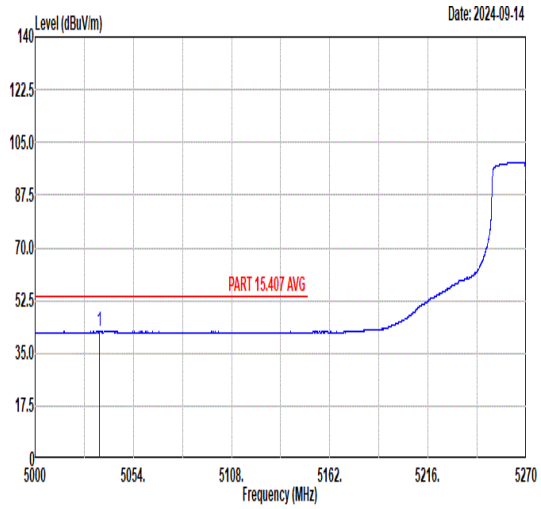 Freq Level Limit Line Margin (dB) Read Level Ant Factor Cable Loss Preamp Factor APos TPos Remark MHz dBuV/m dBuV/m dBuV dB/m dB dB cm deg 1 5035.26 42.19 54.00 -11.81 27.79 34.89 11.15 31.64 372 71 AVERAGE	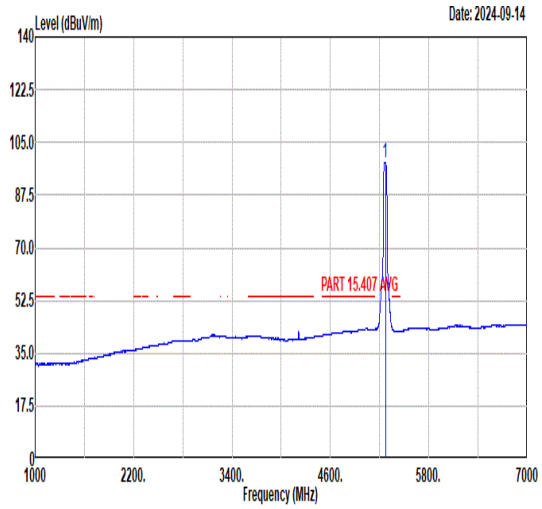 Freq Level Limit Line Margin (dB) Read Level Ant Factor Cable Loss Preamp Factor APos TPos Remark MHz dBuV/m dBuV/m dBuV dB/m dB dB cm deg 1 5270.00 98.30 ------ ------ 84.36 34.85 11.01 31.92 372 71 AVERAGE

Mode	21	
	Band Edge - R	
	U-NII-2A_5.25-5.35_802.11n HT40_CH54_5270MHz	
ANT	1	
Pol.	Horizontal	Fundamental
Peak	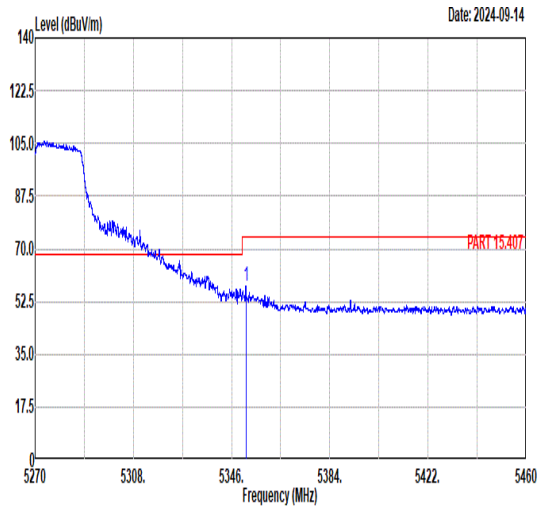 Freq Level Limit Line Margin (dB) Read Level Ant Factor Cable Loss Preamp Factor APos TPos Remark MHz dBuV/m dBuV/m dBuV dB/m dB dB cm deg 1 5351.61 57.52 74.00 -16.48 43.78 34.83 10.94 32.03 372 71 PEAK	Blank
Avg	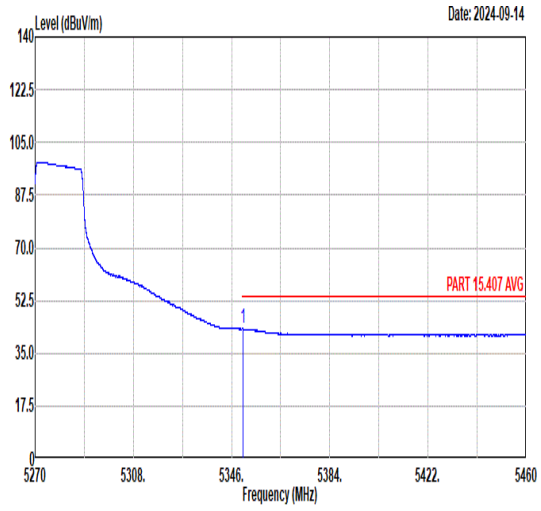 Freq Level Limit Line Margin (dB) Read Level Ant Factor Cable Loss Preamp Factor APos TPos Remark MHz dBuV/m dBuV/m dBuV dB/m dB dB cm deg 1 5350.29 43.18 54.00 -10.82 29.44 34.83 10.94 32.03 372 71 AVERAGE	Blank

Mode	21	
	Band Edge - L	
	U-NII-2A_5.25-5.35_802.11n HT40_CH54_5270MHz	
ANT	1	
Pol.	Vertical	Fundamental
Peak	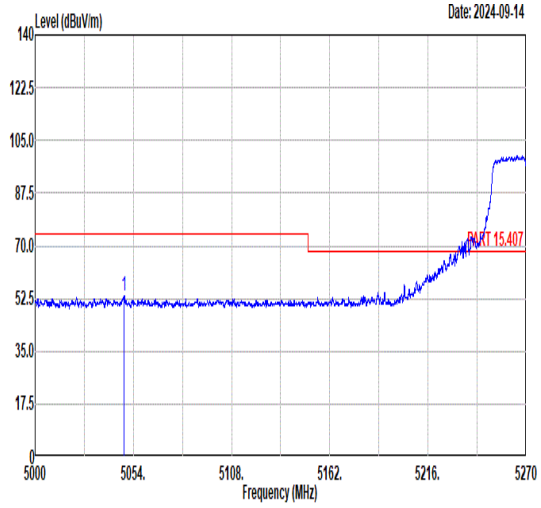 Freq Level Limit Line Margin (dB) Read Level Ant Factor Cable Loss Preamp Factor APos TPos Remark MHz dBuV/m dBuV/m dBuV dB/m dB dB cm deg 1 5048.92 53.38 74.00 -20.62 39.01 34.89 11.14 31.66 391 4 PEAK	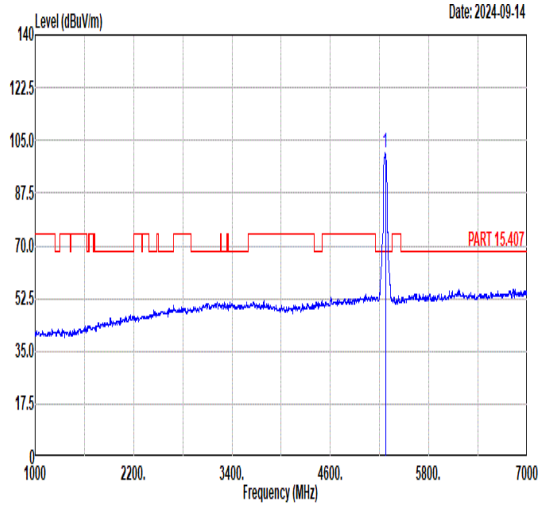 Freq Level Limit Line Margin (dB) Read Level Ant Factor Cable Loss Preamp Factor APos TPos Remark MHz dBuV/m dBuV/m dBuV dB/m dB dB cm deg 1 5270.00 100.77 ------ ------ 86.84 34.85 11.01 31.93 391 4 PEAK
Avg	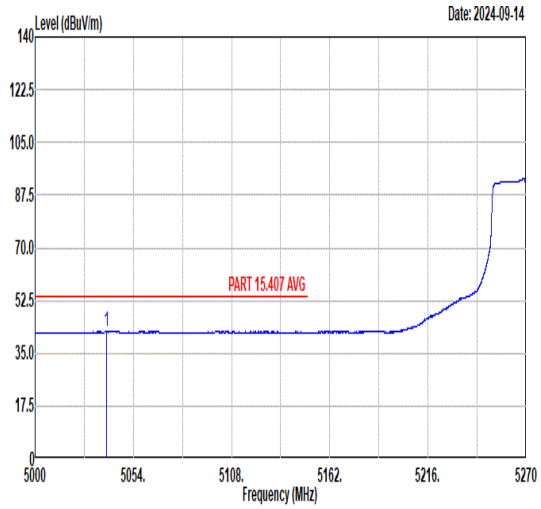 Freq Level Limit Line Margin (dB) Read Level Ant Factor Cable Loss Preamp Factor APos TPos Remark MHz dBuV/m dBuV/m dBuV dB/m dB dB cm deg 1 5039.31 42.19 54.00 -11.81 27.79 34.89 11.15 31.64 391 4 AVERAGE	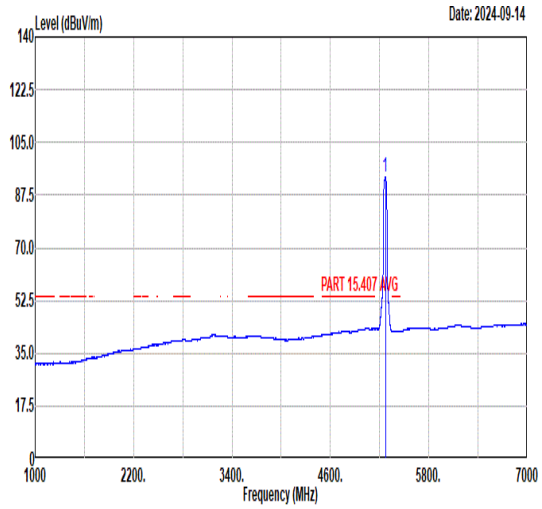 Freq Level Limit Line Margin (dB) Read Level Ant Factor Cable Loss Preamp Factor APos TPos Remark MHz dBuV/m dBuV/m dBuV dB/m dB dB cm deg 1 5270.00 93.59 ------ ------ 79.66 34.85 11.01 31.93 391 4 AVERAGE

Mode	21	
	Band Edge - R	
	U-NII-2A_5.25-5.35_802.11n HT40_CH54_5270MHz	
ANT	1	
Pol.	Vertical	Fundamental
Peak	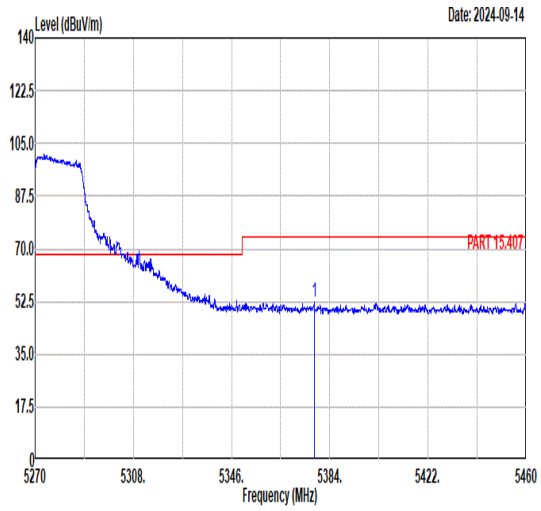 Freq Level Limit Line Margin (dB) Read Level Ant Factor Cable Loss Preamp Factor APos TPos Remark MHz dBuV/m dBuV/m dBuV dB/m dB dB cm deg 1 5378.02 52.06 74.00 -21.94 38.38 34.82 10.92 32.06 391 4 PEAK	Blank
Avg	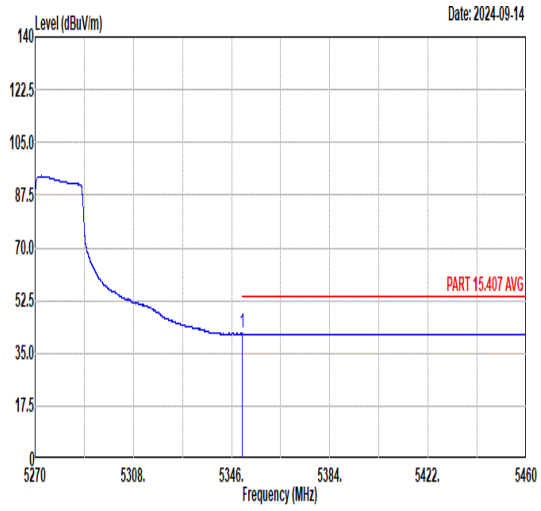 Freq Level Limit Line Margin (dB) Read Level Ant Factor Cable Loss Preamp Factor APos TPos Remark MHz dBuV/m dBuV/m dBuV dB/m dB dB cm deg 1 5350.01 41.49 54.00 -12.51 27.75 34.83 10.94 32.03 391 4 AVERAGE	Blank

Mode	21	
	Harmonic	
	U-NII-2A_5.25-5.35_802.11n HT40_CH54_5270MHz	
ANT	1	
Pol.	Horizontal	Vertical
Peak Avg	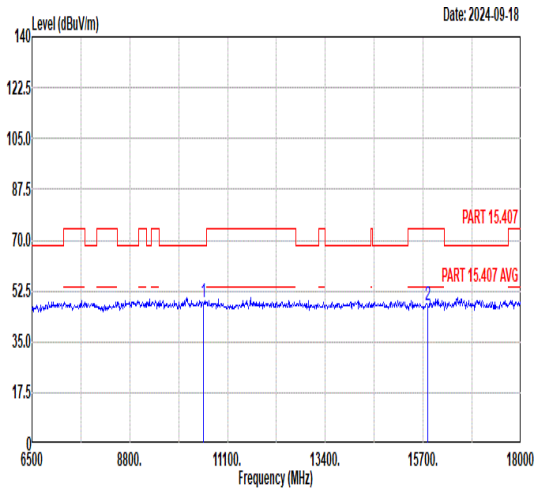 Freq Level Limit Line Margin Read Level Ant Factor Cable Loss Preamp Factor APos TPos Remark MHz dBuV/m dBuV/m dB dBuV dB/m dB dB cm deg 1 10540.00 48.61 68.30 -19.69 45.66 39.49 14.26 50.80 --- --- Peak 2 15810.00 47.54 74.00 -26.46 40.14 41.99 17.06 51.65 --- --- Peak	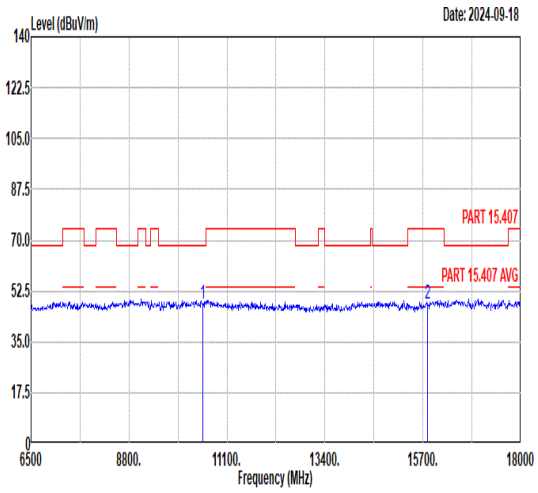 Freq Level Limit Line Margin Read Level Ant Factor Cable Loss Preamp Factor APos TPos Remark MHz dBuV/m dBuV/m dB dBuV dB/m dB dB cm deg 1 10540.00 48.05 68.30 -20.25 45.10 39.49 14.26 50.80 --- --- Peak 2 15810.00 47.85 74.00 -26.15 40.45 41.99 17.06 51.65 --- --- Peak

Mode	22	
	Band Edge - L	
	U-NII-2A_5.25-5.35_802.11n HT40_CH62_5310MHz	
ANT	1	
Pol.	Horizontal	Fundamental
Peak	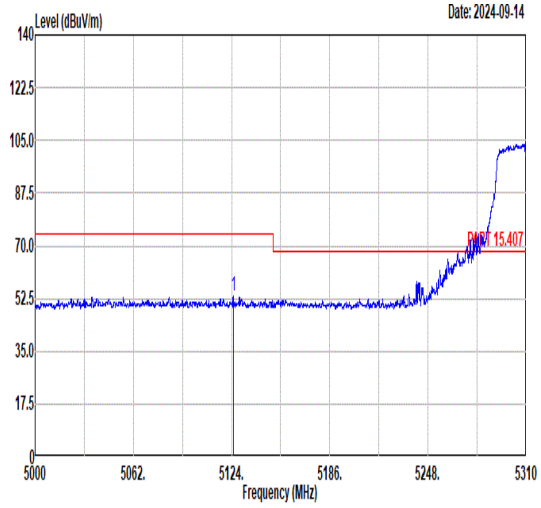 Freq Level Limit Line Margin (dB) Read Level Ant Factor Cable Loss Preamp Factor APos TPos Remark MHz dBuV/m dBuV/m dBuV dB/m dB dB cm deg 1 5125.09 53.13 74.00 -20.87 38.91 34.87 11.10 31.75 384 71 PEAK	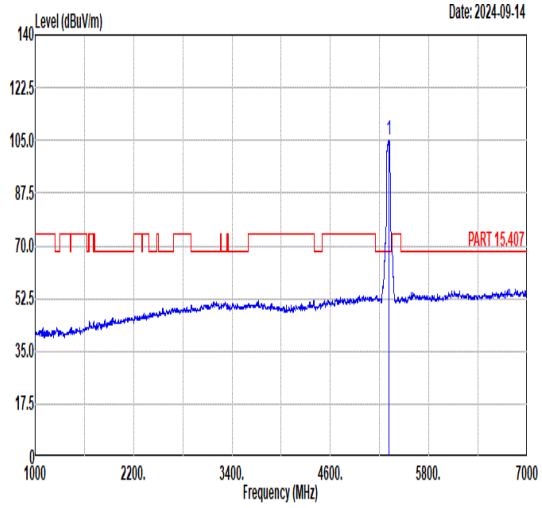 Freq Level Limit Line Margin (dB) Read Level Ant Factor Cable Loss Preamp Factor APos TPos Remark MHz dBuV/m dBuV/m dBuV dB/m dB dB cm deg 1 5310.00 104.96 ------ ------ 91.14 34.84 10.97 31.99 384 71 PEAK
Avg	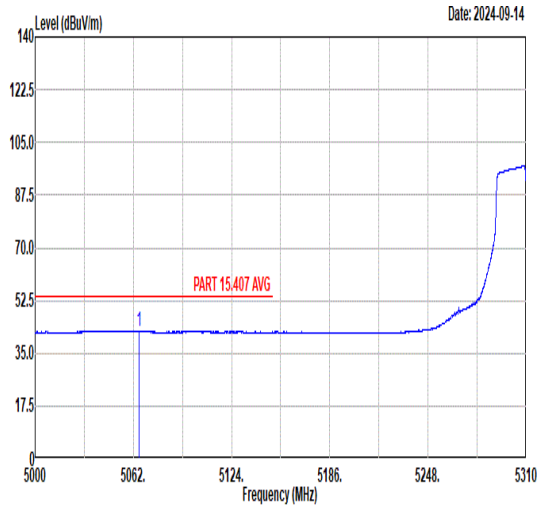 Freq Level Limit Line Margin (dB) Read Level Ant Factor Cable Loss Preamp Factor APos TPos Remark MHz dBuV/m dBuV/m dBuV dB/m dB dB cm deg 1 5065.57 42.32 54.00 -11.68 27.98 34.89 11.13 31.68 384 71 AVERAGE	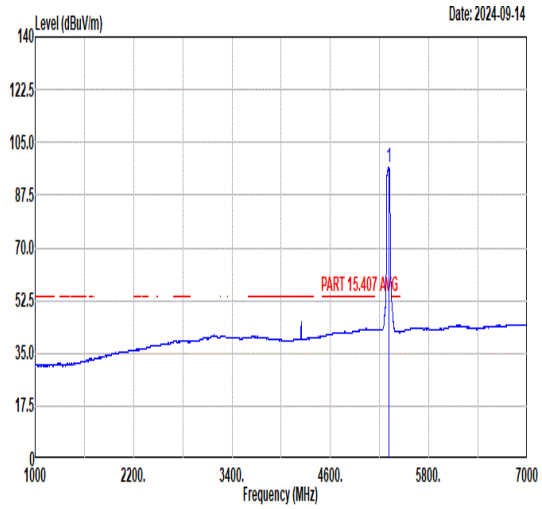 Freq Level Limit Line Margin (dB) Read Level Ant Factor Cable Loss Preamp Factor APos TPos Remark MHz dBuV/m dBuV/m dBuV dB/m dB dB cm deg 1 5310.00 96.59 ------ ------ 82.76 34.84 10.97 31.98 384 71 AVERAGE

Mode	22	
	Band Edge - R	
	U-NII-2A_5.25-5.35_802.11n HT40_CH62_5310MHz	
ANT	1	
Pol.	Horizontal	Fundamental
Peak	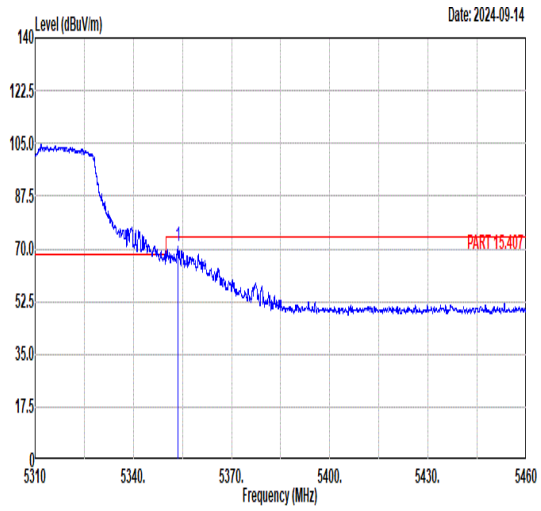 Freq Level Limit Line Margin (dB) Read Level Ant Factor Cable Loss Preamp Factor APos TPos Remark MHz dBuV/m dBuV/m dBuV dB/m dB dB cm deg 1 5353.59 70.78 74.00 -3.22 57.04 34.83 10.94 32.03 384 71 PEAK	Blank
Avg	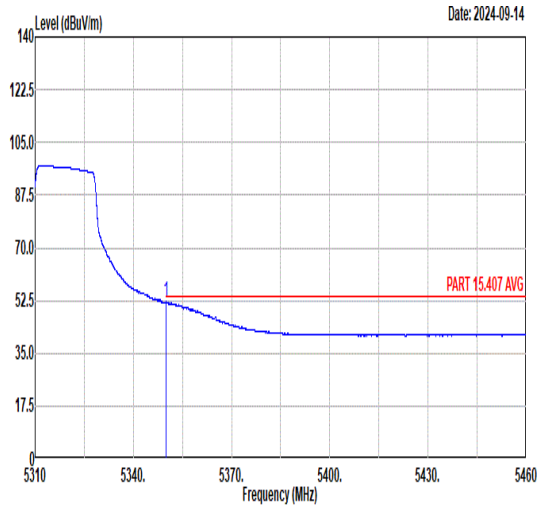 Freq Level Limit Line Margin (dB) Read Level Ant Factor Cable Loss Preamp Factor APos TPos Remark MHz dBuV/m dBuV/m dBuV dB/m dB dB cm deg 1 5350.01 52.21 54.00 -1.79 38.47 34.83 10.94 32.03 384 71 AVERAGE	Blank

Mode	22	
	Band Edge - L	
	U-NII-2A_5.25-5.35_802.11n HT40_CH62_5310MHz	
ANT	1	
Pol.	Vertical	Fundamental
Peak	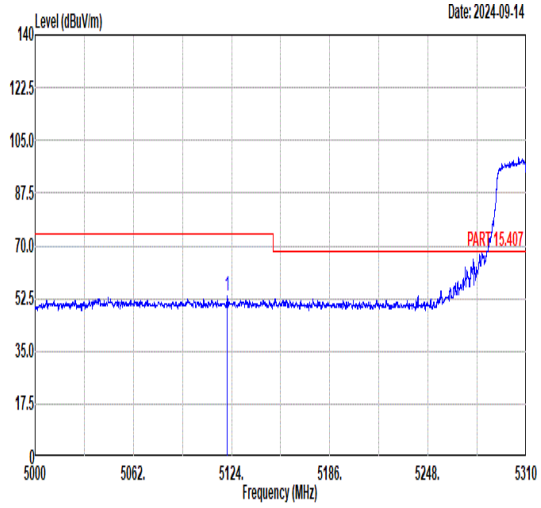 Freq Level Limit Line Margin (dB) Read Level Ant Factor Cable Loss Preamp Factor APos TPos Remark MHz dBuV/m dBuV/m dBuV dB/m dB dB cm deg 1 5121.40 53.19 74.00 -20.81 38.96 34.88 11.10 31.75 384 352 PEAK	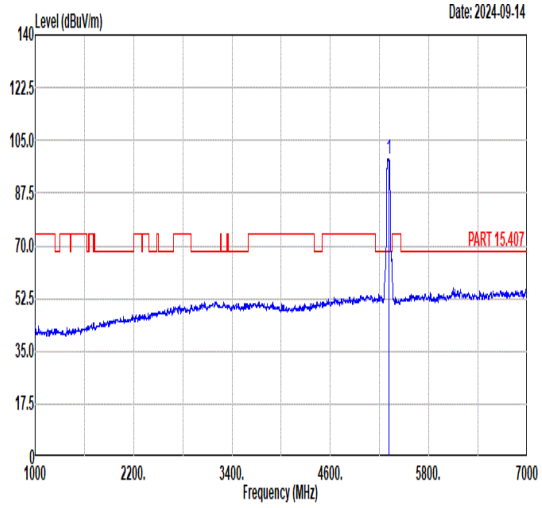 Freq Level Limit Line Margin (dB) Read Level Ant Factor Cable Loss Preamp Factor APos TPos Remark MHz dBuV/m dBuV/m dBuV dB/m dB dB cm deg 1 5310.00 99.02 ------ ------ 85.19 34.84 10.97 31.98 384 352 PEAK
Avg	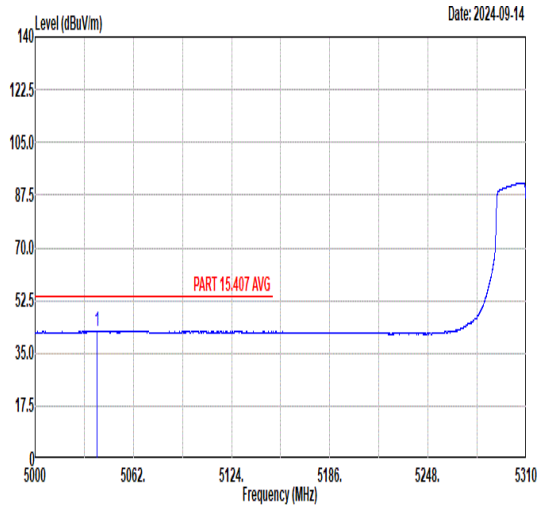 Freq Level Limit Line Margin (dB) Read Level Ant Factor Cable Loss Preamp Factor APos TPos Remark MHz dBuV/m dBuV/m dBuV dB/m dB dB cm deg 1 5038.94 42.29 54.00 -11.71 27.89 34.89 11.15 31.64 384 352 AVERAGE	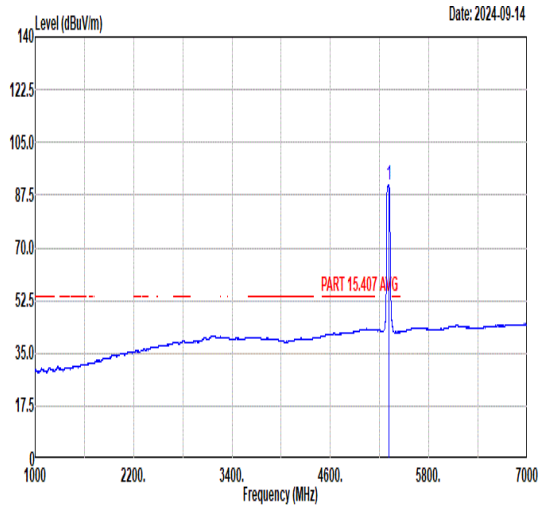 Freq Level Limit Line Margin (dB) Read Level Ant Factor Cable Loss Preamp Factor APos TPos Remark MHz dBuV/m dBuV/m dBuV dB/m dB dB cm deg 1 5310.00 90.88 ------ ------ 77.03 34.84 10.98 31.97 384 352 AVERAGE

Mode	22	
	Band Edge - R	
	U-NII-2A_5.25-5.35_802.11n HT40_CH62_5310MHz	
ANT	1	
Pol.	Vertical	Fundamental
Peak	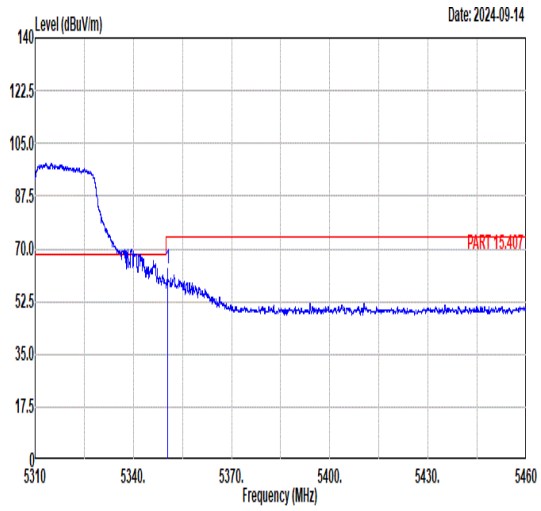 Freq Level Limit Line Margin (dB) Read Level Ant Factor Cable Loss Preamp Factor APos TPos Remark MHz dBuV/m dBuV/m dBuV dB/m dB dB cm deg 1 5350.43 63.35 74.00 -10.65 49.61 34.83 10.94 32.03 384 352 PEAK	Blank
Avg	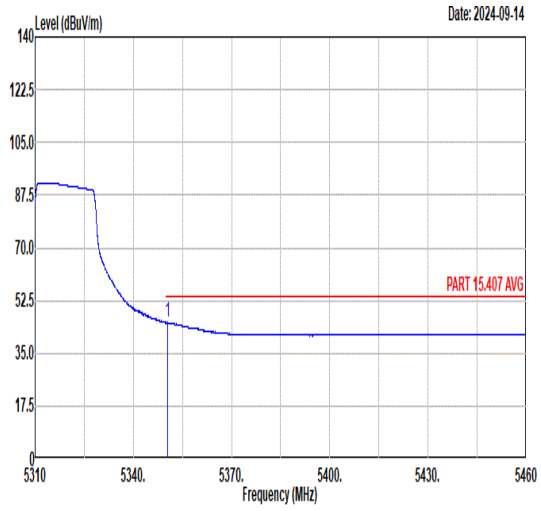 Freq Level Limit Line Margin (dB) Read Level Ant Factor Cable Loss Preamp Factor APos TPos Remark MHz dBuV/m dBuV/m dBuV dB/m dB dB cm deg 1 5350.43 45.17 54.00 -8.83 31.43 34.83 10.94 32.03 384 352 AVERAGE	Blank

Mode	22	
	Harmonic	
	U-NII-2A_5.25-5.35_802.11n HT40_CH62_5310MHz	
ANT	1	
Pol.	Horizontal	Vertical
Peak Avg	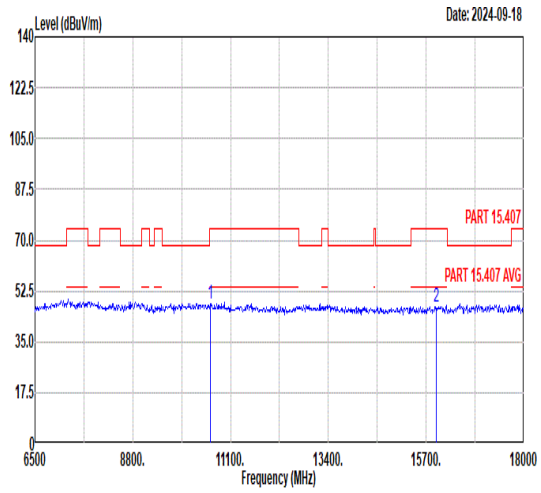 Freq Level Limit Line Margin Read Level Ant Factor Cable Loss Preamp Factor APos TPos Remark MHz dBuV/m dBuV/m dB dBuV dB/m dB dB cm deg 1 10620.00 47.88 74.00 -26.12 44.89 39.48 14.31 50.80 --- --- Peak 2 15930.00 47.23 74.00 -26.77 39.76 42.06 17.16 51.75 --- --- Peak	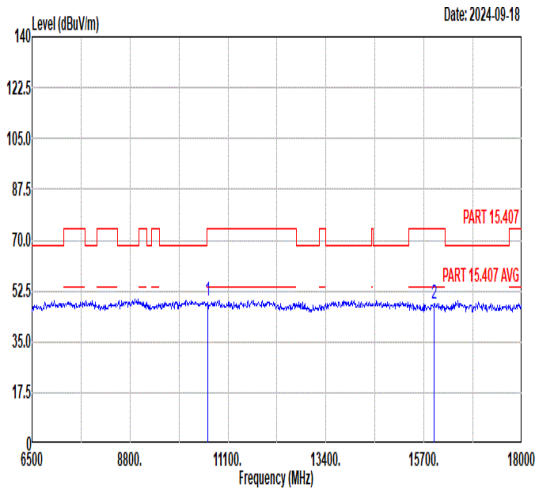 Freq Level Limit Line Margin Read Level Ant Factor Cable Loss Preamp Factor APos TPos Remark MHz dBuV/m dBuV/m dB dBuV dB/m dB dB cm deg 1 10620.00 49.09 74.00 -24.91 46.10 39.48 14.31 50.80 --- --- Peak 2 15930.00 48.24 74.00 -25.76 40.77 42.06 17.16 51.75 --- --- Peak

Mode	23	
	Band Edge - L	
	U-NII-2C_5.47-5.725_802.11n HT40_CH102_5510MHz	
ANT	1	
Pol.	Horizontal	Fundamental
Peak	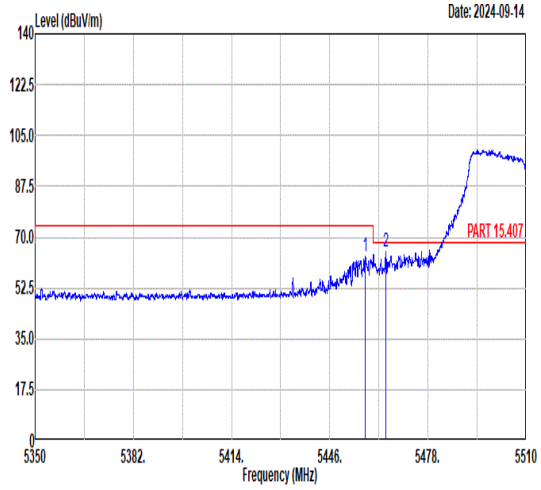 Freq Level Limit Line Margin (dB) Read Level Ant Factor Cable Loss Preamp Factor APos TPos Remark MHz dBuV/m dBuV/m dBuV dB/m dB dB cm deg 1 5457.60 63.38 74.00 -10.62 49.62 34.81 11.11 32.16 365 76 PEAK 2 5464.18 65.02 68.30 -3.28 51.24 34.81 11.14 32.17 365 76 PEAK	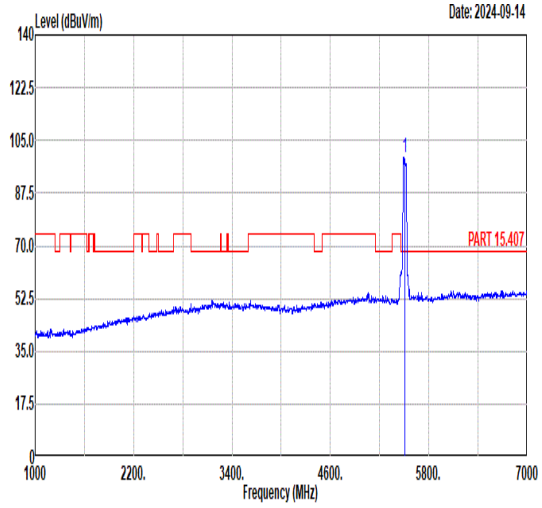 Freq Level Limit Line Margin (dB) Read Level Ant Factor Cable Loss Preamp Factor APos TPos Remark MHz dBuV/m dBuV/m dBuV dB/m dB dB cm deg 1 5510.00 99.19 ------ ------ 85.34 34.80 11.25 32.20 365 76 PEAK
Avg	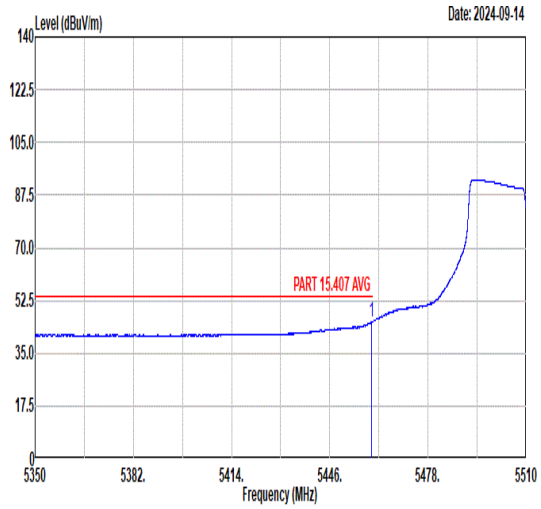 Freq Level Limit Line Margin (dB) Read Level Ant Factor Cable Loss Preamp Factor APos TPos Remark MHz dBuV/m dBuV/m dBuV dB/m dB dB cm deg 1 5459.62 45.65 54.00 -8.35 31.88 34.81 11.12 32.16 365 76 AVERAGE	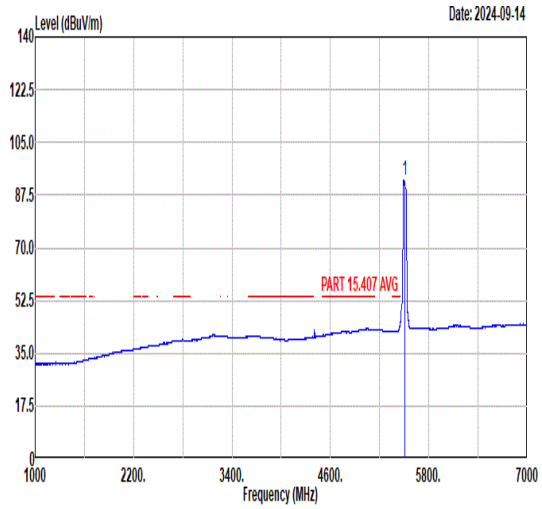 Freq Level Limit Line Margin (dB) Read Level Ant Factor Cable Loss Preamp Factor APos TPos Remark MHz dBuV/m dBuV/m dBuV dB/m dB dB cm deg 1 5510.00 92.34 ------ ------ 78.49 34.80 11.25 32.20 365 76 AVERAGE

Mode	23	
	Band Edge - R	
	U-NII-2C_5.47-5.725_802.11n HT40_CH102_5510MHz	
ANT	1	
Pol.	Horizontal	Fundamental
Peak	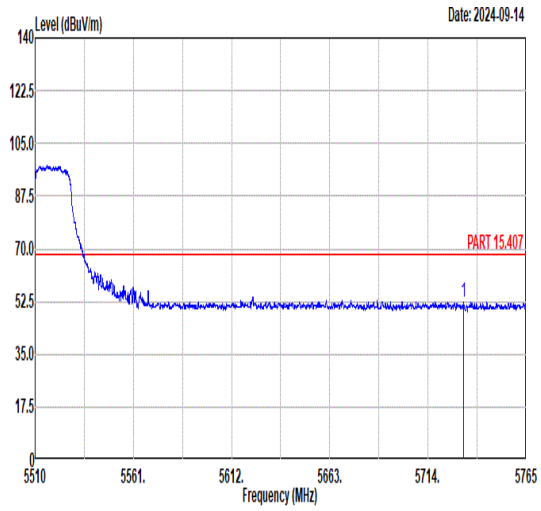 Freq Level Limit Line Margin (dB) Read Level Ant Factor Cable Loss Preamp Factor APos TPos Remark MHz dBuV/m dBuV/m dBuV dB/m dB dB cm deg 1 5732.49 52.50 68.30 -15.80 38.11 35.13 11.65 32.39 365 76 PEAK	Blank

Mode	23	
	Band Edge - L	
	U-NII-2C_5.47-5.725_802.11n HT40_CH102_5510MHz	
ANT	1	
Pol.	Vertical	Fundamental
Peak	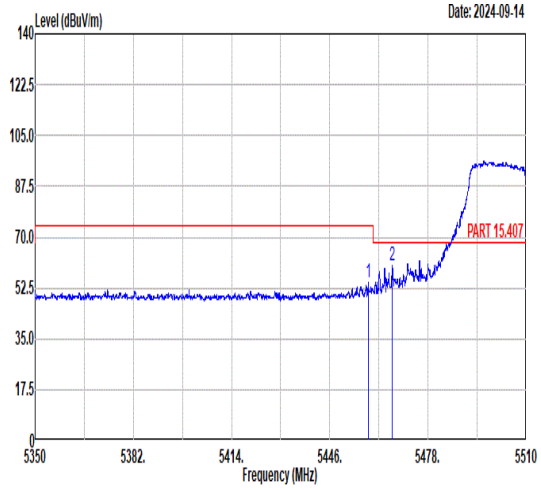 Freq Level Limit Line Margin (dB) Read Level Ant Factor Cable Loss Preamp Factor APos TPos Remark MHz dBuV/m dBuV/m dBuV dB/m dB dB cm deg 1 5458.56 54.65 74.00 -19.35 40.89 34.81 11.11 32.16 399 7 PEAK 2 5466.26 60.04 68.30 -8.26 46.25 34.81 11.15 32.17 399 7 PEAK	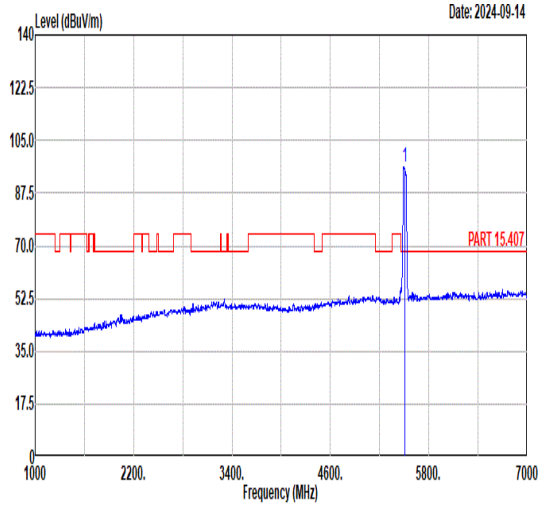 Freq Level Limit Line Margin (dB) Read Level Ant Factor Cable Loss Preamp Factor APos TPos Remark MHz dBuV/m dBuV/m dBuV dB/m dB dB cm deg 1 5510.00 95.99 ------ ------ 82.14 34.80 11.25 32.20 399 7 PEAK
Avg	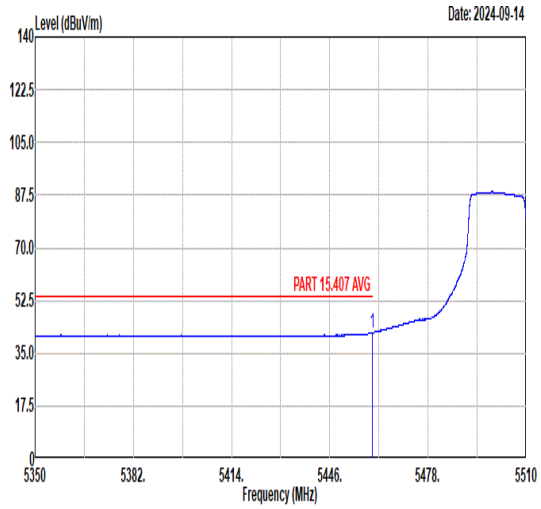 Freq Level Limit Line Margin (dB) Read Level Ant Factor Cable Loss Preamp Factor APos TPos Remark MHz dBuV/m dBuV/m dBuV dB/m dB dB cm deg 1 5459.84 41.93 54.00 -12.07 28.17 34.81 11.12 32.17 399 7 AVERAGE	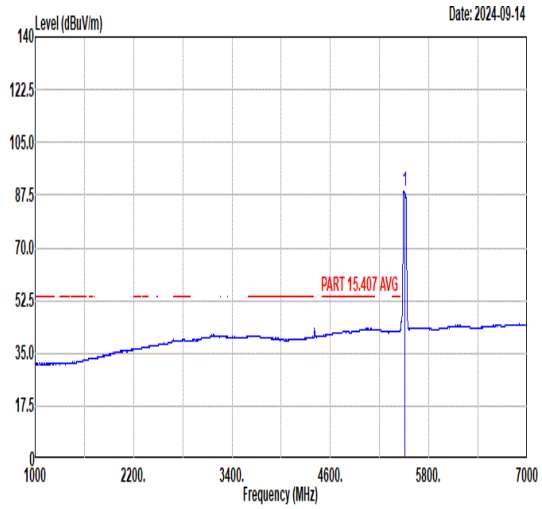 Freq Level Limit Line Margin (dB) Read Level Ant Factor Cable Loss Preamp Factor APos TPos Remark MHz dBuV/m dBuV/m dBuV dB/m dB dB cm deg 1 5510.00 88.92 ------ ------ 75.06 34.80 11.27 32.21 399 7 AVERAGE

Mode	23	
	Band Edge - R	
	U-NII-2C_5.47-5.725_802.11n HT40_CH102_5510MHz	
ANT	1	
Pol.	Vertical	Fundamental
Peak	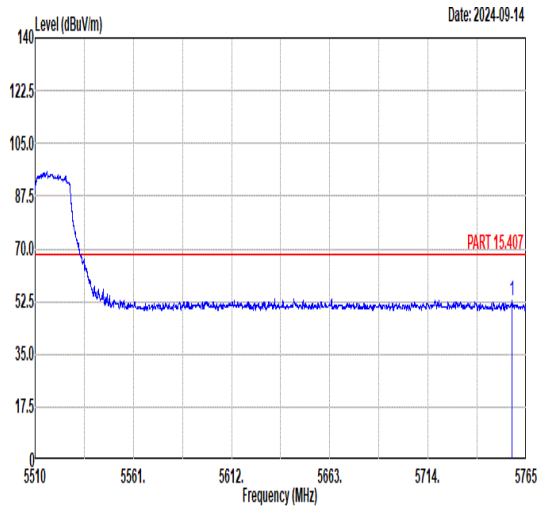 Freq Level Limit Line Margin (dB) Read Level Ant Factor Cable Loss Preamp Factor APos TPos Remark MHz dBuV/m dBuV/m dBuV dB/m dB dB cm deg 1 5757.50 52.91 68.30 -15.39 38.52 35.16 11.64 32.41 399 7 PEAK	Blank

Mode	23	
	Harmonic	
	U-NII-2C_5.47-5.725_802.11n HT40_CH102_5510MHz	
ANT	1	
Pol.	Horizontal	Vertical
Peak Avg	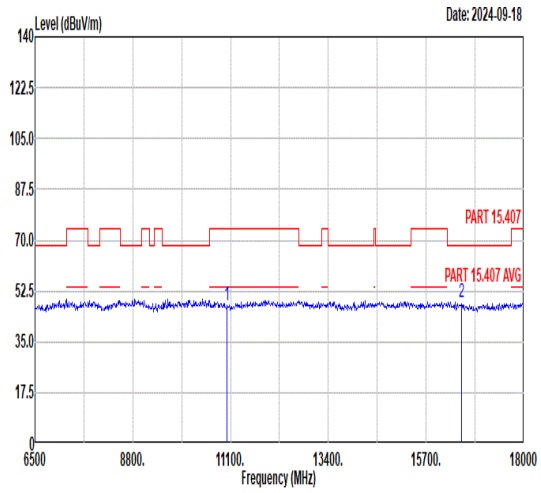 Freq Level Limit Line Margin Read Level Ant Factor Cable Loss Preamp Factor APos TPos Remark MHz dBuV/m dBuV/m dB dBuV dB/m dB dB cm deg 1 11020.00 47.45 74.00 -26.55 44.28 39.42 14.55 50.80 --- --- Peak 2 16530.00 48.56 68.30 -19.74 40.57 42.41 17.37 51.79 --- --- Peak	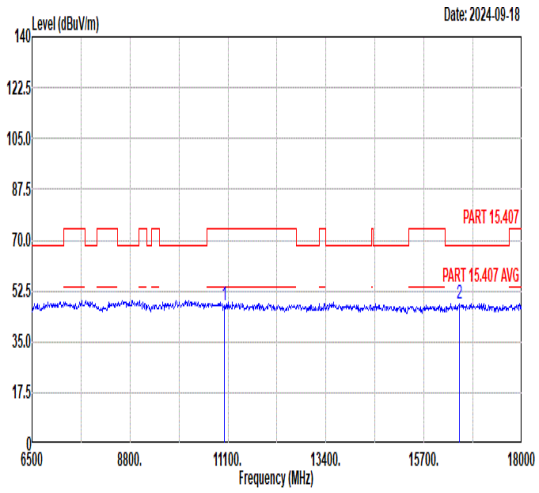 Freq Level Limit Line Margin Read Level Ant Factor Cable Loss Preamp Factor APos TPos Remark MHz dBuV/m dBuV/m dB dBuV dB/m dB dB cm deg 1 11020.00 47.55 74.00 -26.45 44.38 39.42 14.55 50.80 --- --- Peak 2 16530.00 47.83 68.30 -20.47 39.84 42.41 17.37 51.79 --- --- Peak

Mode	24	
	Band Edge - L	
	U-NII-2C_5.47-5.725_802.11n HT40_CH110_5550MHz	
ANT	1	
Pol.	Horizontal	Fundamental
Peak	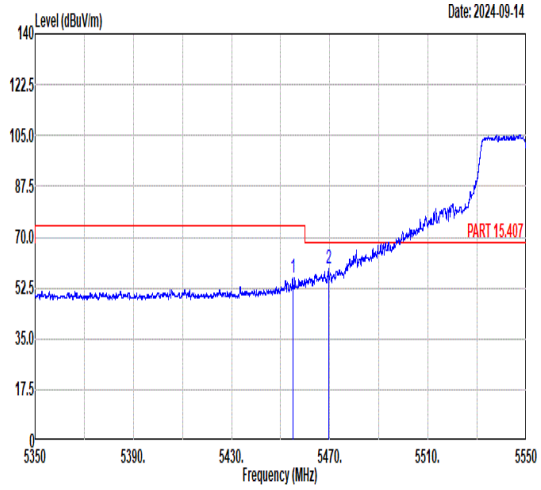 Freq Level Limit Line Margin (dB) Read Level Ant Factor Cable Loss Preamp Factor APos TPos Remark MHz dBuV/m dBuV/m dBuV dB/m dB dB cm deg 1 5454.92 56.21 74.00 -17.79 42.46 34.81 11.10 32.16 372 74 PEAK 2 5469.50 59.03 68.30 -9.27 45.24 34.81 11.16 32.18 372 74 PEAK	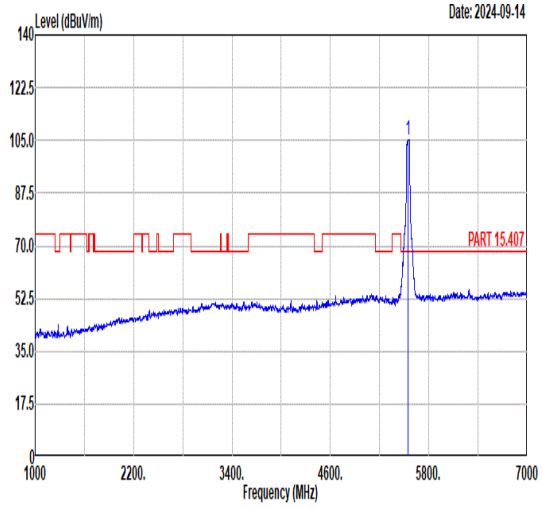 Freq Level Limit Line Margin (dB) Read Level Ant Factor Cable Loss Preamp Factor APos TPos Remark MHz dBuV/m dBuV/m dBuV dB/m dB dB cm deg 1 5550.00 105.20 ------ ------ 91.05 34.88 11.52 32.25 372 74 PEAK
Avg	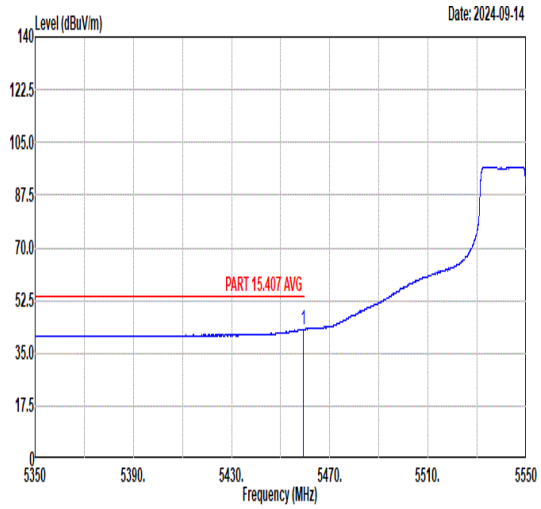 Freq Level Limit Line Margin (dB) Read Level Ant Factor Cable Loss Preamp Factor APos TPos Remark MHz dBuV/m dBuV/m dBuV dB/m dB dB cm deg 1 5459.10 43.02 54.00 -10.98 29.25 34.81 11.12 32.16 372 74 AVERAGE	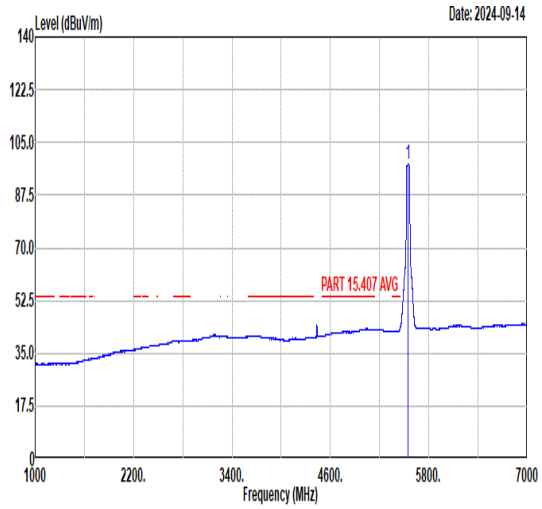 Freq Level Limit Line Margin (dB) Read Level Ant Factor Cable Loss Preamp Factor APos TPos Remark MHz dBuV/m dBuV/m dBuV dB/m dB dB cm deg 1 5550.00 97.78 ------ ------ 83.66 34.87 11.50 32.25 372 74 AVERAGE

Mode	24	
	Band Edge - R	
	U-NII-2C_5.47-5.725_802.11n HT40_CH110_5550MHz	
ANT	1	
Pol.	Horizontal	Fundamental
Peak	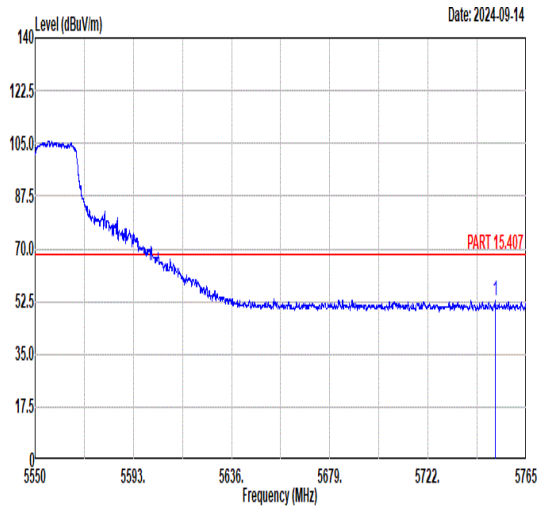 Freq Level Limit Line Margin (dB) Read Level Ant Factor Cable Loss Preamp Factor APos TPos Remark MHz dBuV/m dBuV/m dBuV dB/m dB dB cm deg 1 5751.37 53.07 68.30 -15.23 38.69 35.15 11.64 32.41 372 74 PEAK	Blank

Mode	24	
	Band Edge - L	
	U-NII-2C_5.47-5.725_802.11n HT40_CH110_5550MHz	
ANT	1	
Pol.	Vertical	Fundamental
Peak	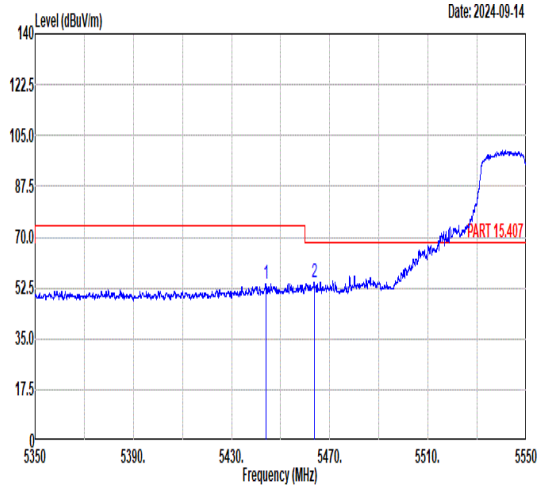 Freq Level Limit Line Margin (dB) Read Level Ant Factor Cable Loss Preamp Factor APos TPos Remark 1 5443.92 54.01 74.00 -19.99 40.30 34.81 11.05 32.15 388 6 PEAK 2 5463.72 54.54 68.30 -13.76 40.76 34.81 11.14 32.17 388 6 PEAK	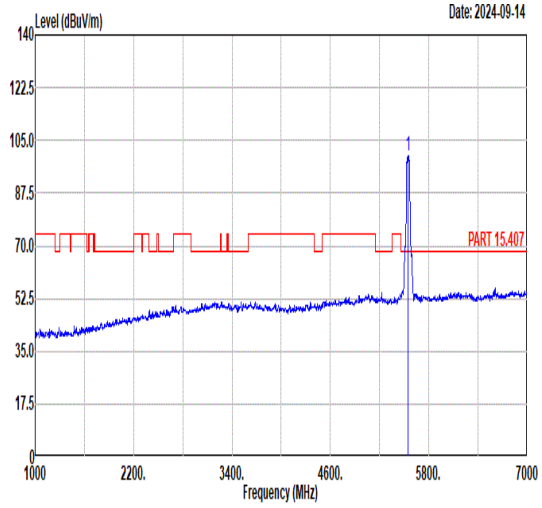 Freq Level Limit Line Margin (dB) Read Level Ant Factor Cable Loss Preamp Factor APos TPos Remark 1 5550.00 99.86 ------ ------ 85.74 34.87 11.50 32.25 388 6 PEAK
Avg	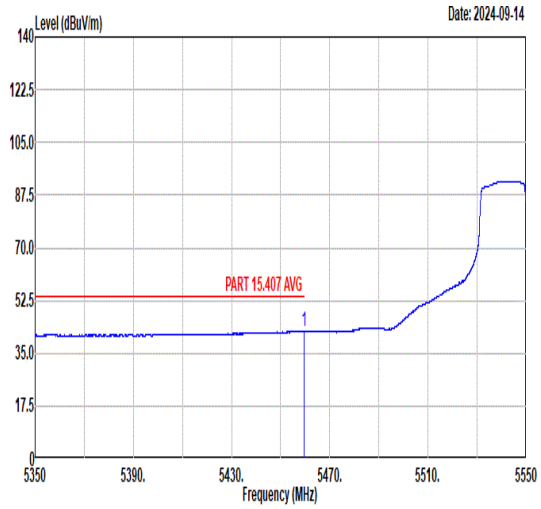 Freq Level Limit Line Margin (dB) Read Level Ant Factor Cable Loss Preamp Factor APos TPos Remark 1 5459.50 42.39 54.00 -11.61 28.62 34.81 11.12 32.16 388 6 AVERAGE	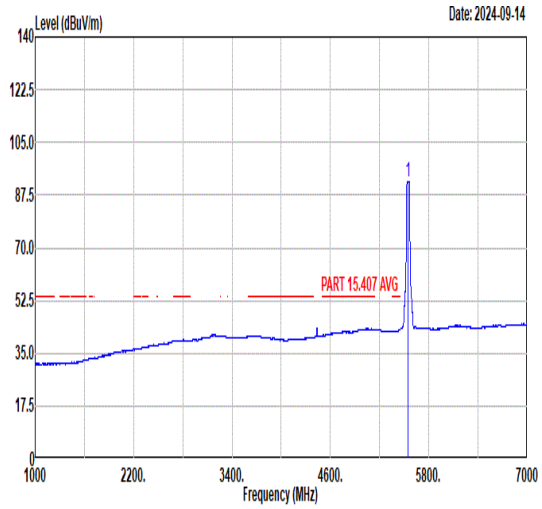 Freq Level Limit Line Margin (dB) Read Level Ant Factor Cable Loss Preamp Factor APos TPos Remark 1 5550.00 92.07 ------ ------ 77.95 34.87 11.50 32.25 388 6 AVERAGE

Mode	24	
	Band Edge - R	
	U-NII-2C_5.47-5.725_802.11n HT40_CH110_5550MHz	
ANT	1	
Pol.	Vertical	Fundamental
Peak	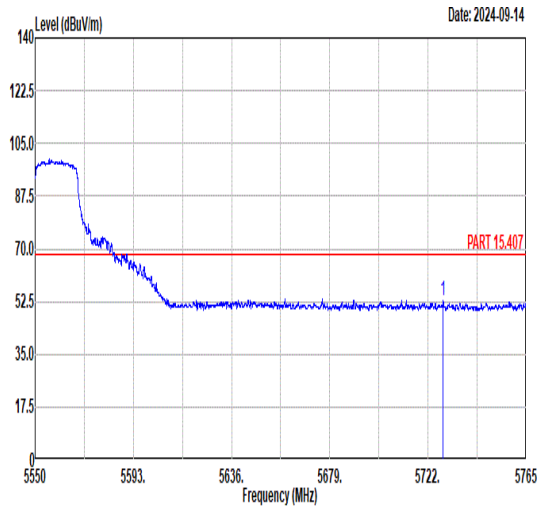 Freq Level Limit Line Margin (dB) Read Level Ant Factor Cable Loss Preamp Factor APos TPos Remark MHz dBuV/m dBuV/m dBuV dB/m dB dB cm deg 1 5728.58 52.62 68.30 -15.68 38.24 35.12 11.65 32.39 388 6 PEAK	Blank

Mode	24	
	Harmonic	
	U-NII-2C_5.47-5.725_802.11n HT40_CH110_5550MHz	
ANT	1	
Pol.	Horizontal	Vertical
Peak Avg	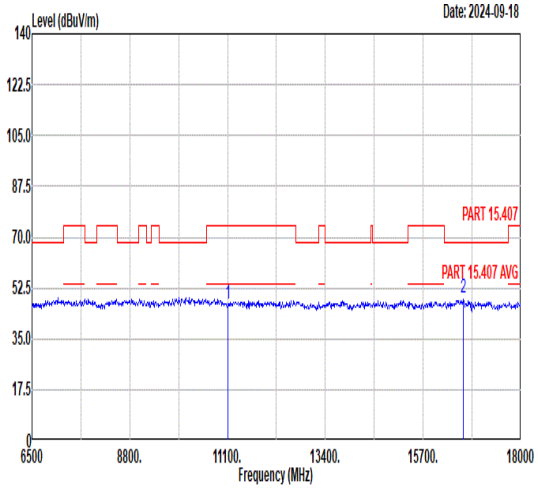 Freq Level Limit Line Margin Read Level Ant Factor Cable Loss Preamp Factor APos TPos Remark MHz dBuV/m dBuV/m dB dBuV dB/m dB dB cm deg 1 11100.00 47.01 74.00 -26.99 43.71 39.48 14.60 50.78 --- --- Peak 2 16650.00 49.05 68.30 -19.25 40.98 42.43 17.41 51.77 --- --- Peak	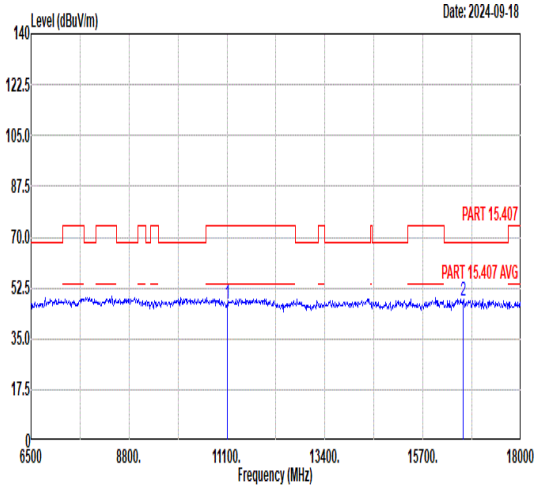 Freq Level Limit Line Margin Read Level Ant Factor Cable Loss Preamp Factor APos TPos Remark MHz dBuV/m dBuV/m dB dBuV dB/m dB dB cm deg 1 11100.00 46.77 74.00 -27.23 43.47 39.48 14.60 50.78 --- --- Peak 2 16650.00 48.19 68.30 -20.11 40.12 42.43 17.41 51.77 --- --- Peak

Mode	25	
	Band Edge - L	
	U-NII-2C_5.47-5.725_802.11n HT40_CH134_5670MHz	
ANT	1	
Pol.	Horizontal	Fundamental
Peak	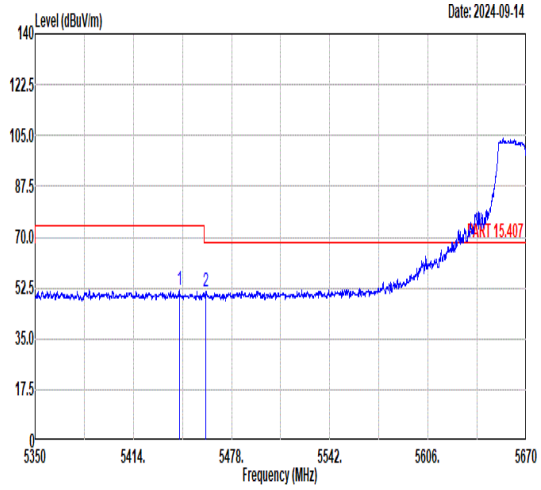 Freq Level Limit Line Margin (dB) Read Level Ant Factor Cable Loss Preamp Factor APos TPos Remark MHz dBuV/m dBuV/m dBuV dB/m dB dB cm deg 1 5443.92 51.76 74.00 -22.24 38.05 34.81 11.05 32.15 396 73 PEAK 2 5461.23 51.39 68.30 -16.91 37.62 34.81 11.13 32.17 396 73 PEAK	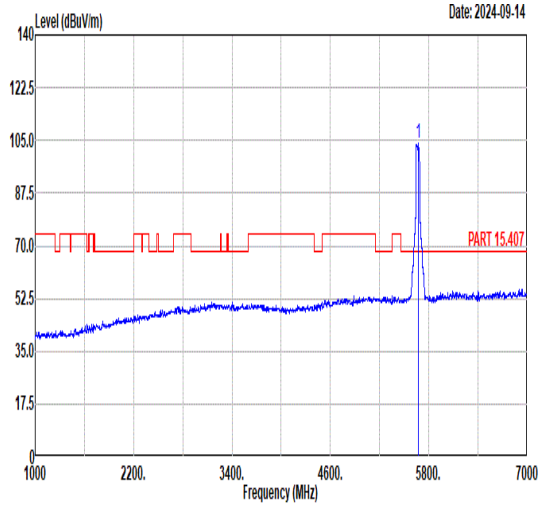 Freq Level Limit Line Margin (dB) Read Level Ant Factor Cable Loss Preamp Factor APos TPos Remark MHz dBuV/m dBuV/m dBuV dB/m dB dB cm deg 1 5670.00 104.01 ------ ------ 89.63 35.04 11.68 32.34 396 73 PEAK
Avg	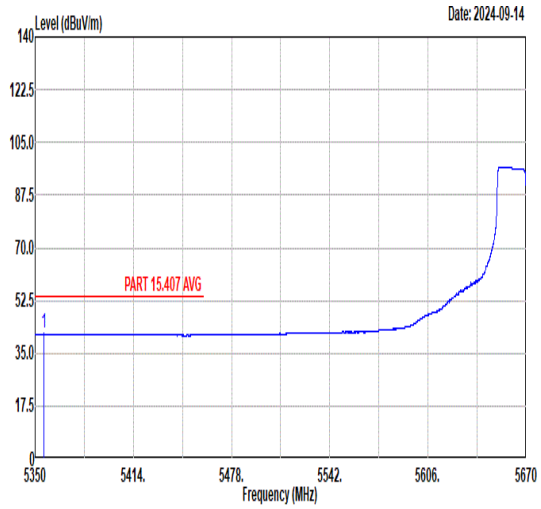 Freq Level Limit Line Margin (dB) Read Level Ant Factor Cable Loss Preamp Factor APos TPos Remark MHz dBuV/m dBuV/m dBuV dB/m dB dB cm deg 1 5355.60 41.48 54.00 -12.52 27.75 34.83 10.94 32.04 396 73 AVERAGE	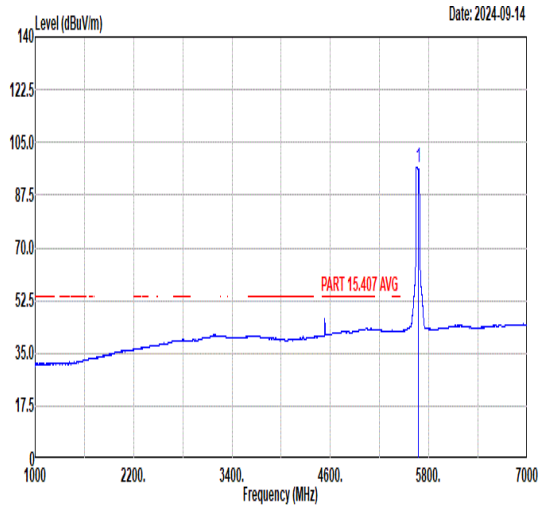 Freq Level Limit Line Margin (dB) Read Level Ant Factor Cable Loss Preamp Factor APos TPos Remark MHz dBuV/m dBuV/m dBuV dB/m dB dB cm deg 1 5670.00 96.86 ------ ------ 82.49 35.01 11.69 32.33 396 73 AVERAGE

Mode	25	
	Band Edge - R	
	U-NII-2C_5.47-5.725_802.11n HT40_CH134_5670MHz	
ANT	1	
Pol.	Horizontal	Fundamental
Peak	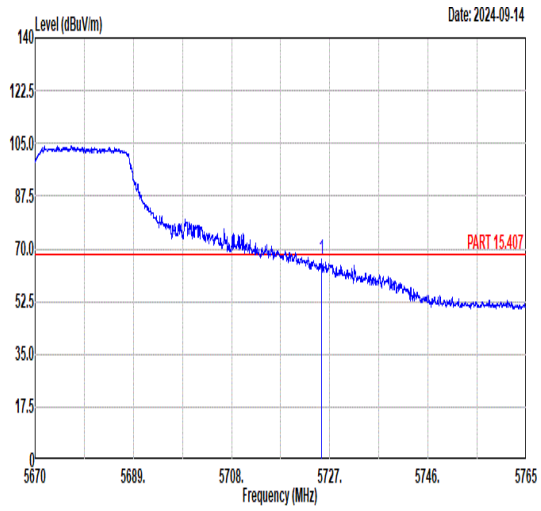 Freq Level Limit Line Margin (dB) Read Level Ant Factor Cable Loss Preamp Factor APos TPos Remark MHz dBuV/m dBuV/m dBuV dB/m dB dB cm deg 1 5725.44 66.53 68.30 -1.77 52.15 35.12 11.65 32.39 396 73 PEAK	Blank

Mode	25	
	Band Edge - L	
	U-NII-2C_5.47-5.725_802.11n HT40_CH134_5670MHz	
ANT	1	
Pol.	Vertical	Fundamental
Peak	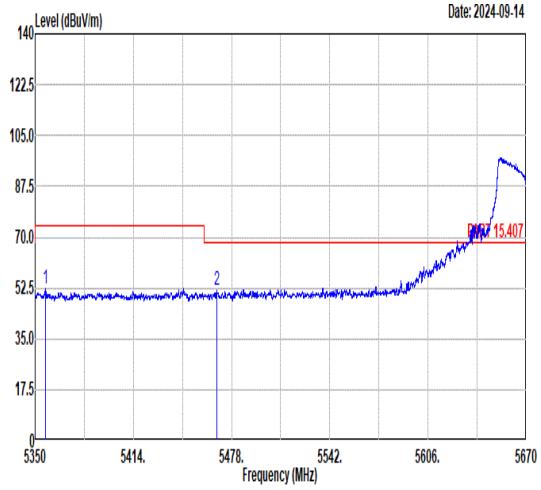 Freq Level Limit Line Margin (dB) Read Level Ant Factor Cable Loss Preamp Factor APos TPos Remark 1 5356.88 52.45 74.00 -21.55 38.72 34.83 10.94 32.04 377 0 PEAK 2 5468.27 51.56 68.30 -16.74 37.78 34.81 11.15 32.18 377 0 PEAK	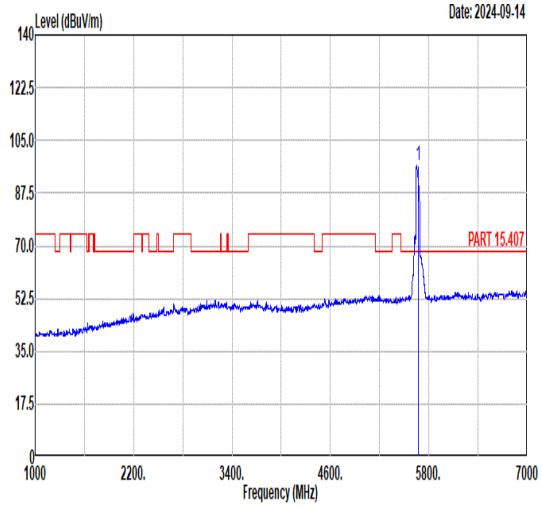 Freq Level Limit Line Margin (dB) Read Level Ant Factor Cable Loss Preamp Factor APos TPos Remark 1 5670.00 96.89 ------ ------ 82.52 35.01 11.69 32.33 377 0 PEAK
Avg	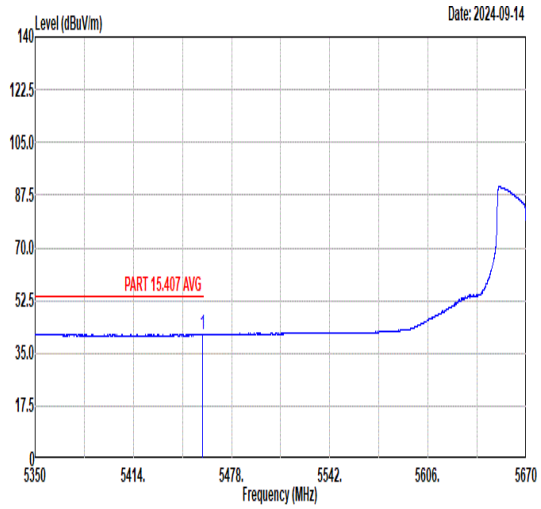 Freq Level Limit Line Margin (dB) Read Level Ant Factor Cable Loss Preamp Factor APos TPos Remark 1 5458.96 41.28 54.00 -12.72 27.51 34.81 11.12 32.16 377 0 AVERAGE	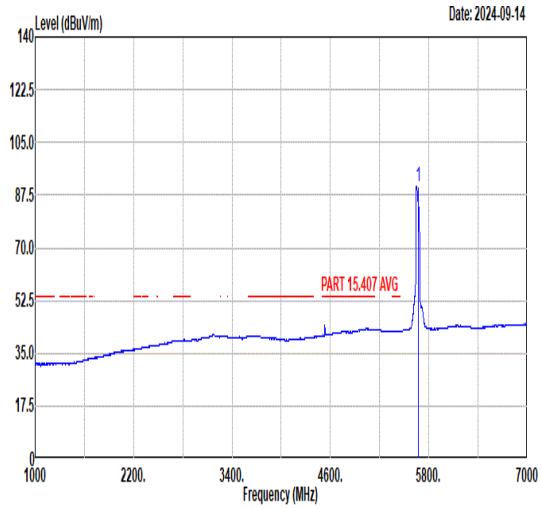 Freq Level Limit Line Margin (dB) Read Level Ant Factor Cable Loss Preamp Factor APos TPos Remark 1 5670.00 90.23 ------ ------ 75.86 35.01 11.69 32.33 377 0 AVERAGE

Mode	25	
	Band Edge - R	
	U-NII-2C_5.47-5.725_802.11n HT40_CH134_5670MHz	
ANT	1	
Pol.	Vertical	Fundamental
Peak	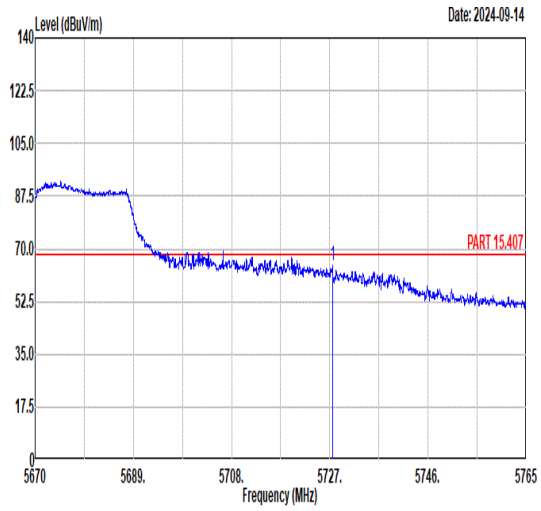 Freq Level Limit Line Margin (dB) Read Level Ant Factor Cable Loss Preamp Factor APos TPos Remark MHz dBuV/m dBuV/m dBuV dB/m dB dB cm deg 1 5727.52 64.62 68.30 -3.68 50.24 35.12 11.65 32.39 377 0 PEAK	Blank

Mode	25	
	Harmonic	
	U-NII-2C_5.47-5.725_802.11n HT40_CH134_5670MHz	
ANT	1	
Pol.	Horizontal	Vertical
Peak Avg	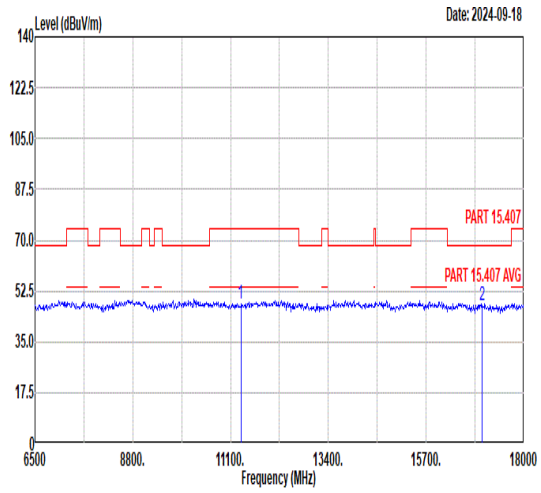 Freq Level Limit Line Margin Read Level Ant Factor Cable Loss Preamp Factor APos TPos Remark MHz dBuV/m dBuV/m dB dBuV dB/m dB dB cm deg 1 11340.00 48.04 74.00 -25.96 44.36 39.67 14.74 50.73 --- --- Peak 2 17010.00 47.34 68.30 -20.96 39.04 42.50 17.51 51.71 --- --- Peak	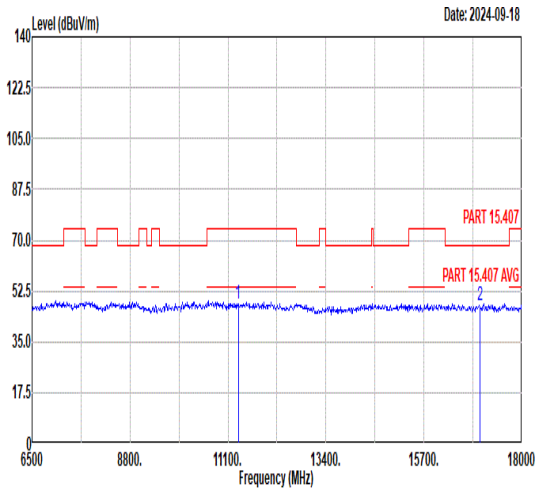 Freq Level Limit Line Margin Read Level Ant Factor Cable Loss Preamp Factor APos TPos Remark MHz dBuV/m dBuV/m dB dBuV dB/m dB dB cm deg 1 11340.00 48.20 74.00 -25.80 44.52 39.67 14.74 50.73 --- --- Peak 2 17010.00 47.64 68.30 -20.66 39.34 42.50 17.51 51.71 --- --- Peak

Mode	26	
	Band Edge	
	U-NII-1_5.15-5.25_802.11ax HE20_CH36_5180MHz	
ANT	1	
Pol.	Horizontal	Fundamental
Peak	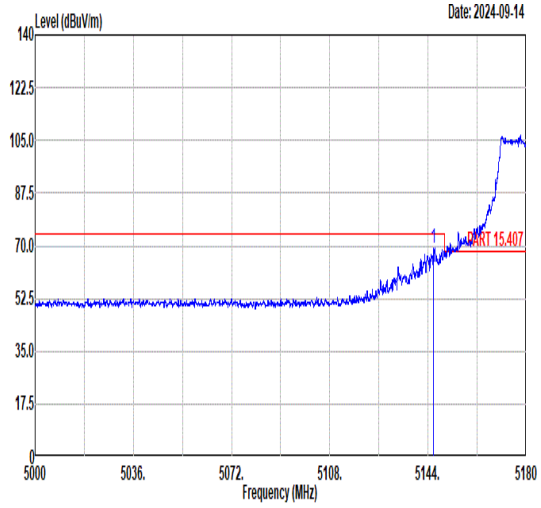 Freq Level Limit Line Margin Read Level Ant Factor Cable Loss Preamp Factor APos TPos Remark MHz dBuV/m dBuV/m dB dBuV dB/m dB dB cm deg 1 5146.09 69.10 74.00 -4.90 54.92 34.87 11.09 31.78 394 93 PEAK	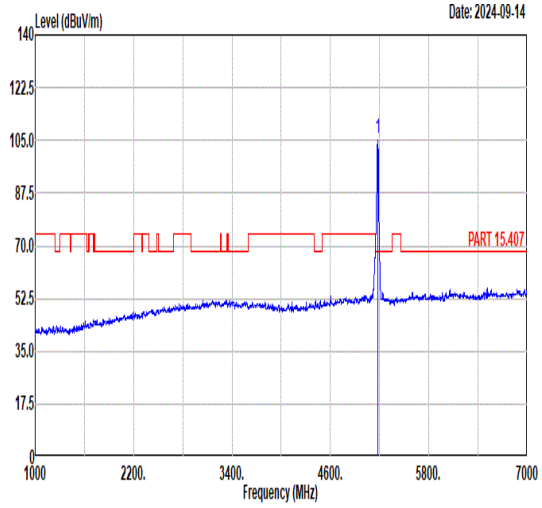 Freq Level Limit Line Margin Read Level Ant Factor Cable Loss Preamp Factor APos TPos Remark MHz dBuV/m dBuV/m dB dBuV dB/m dB dB cm deg 1 5180.00 105.80 ------ ------ 91.67 34.87 11.07 31.81 394 93 PEAK
Avg	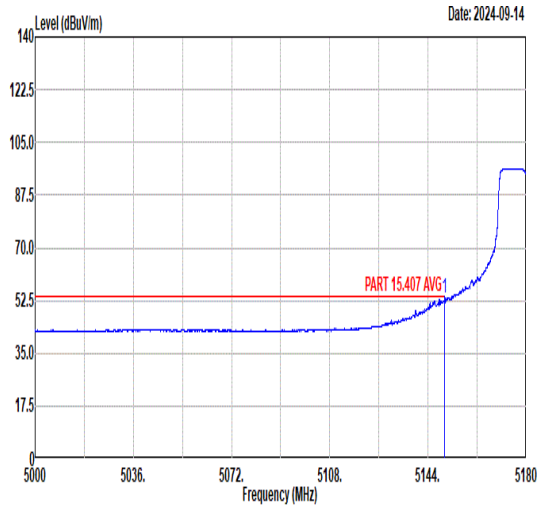 Freq Level Limit Line Margin Read Level Ant Factor Cable Loss Preamp Factor APos TPos Remark MHz dBuV/m dBuV/m dB dBuV dB/m dB dB cm deg 1 5149.99 53.30 54.00 -0.70 39.13 34.87 11.08 31.78 394 93 AVERAGE	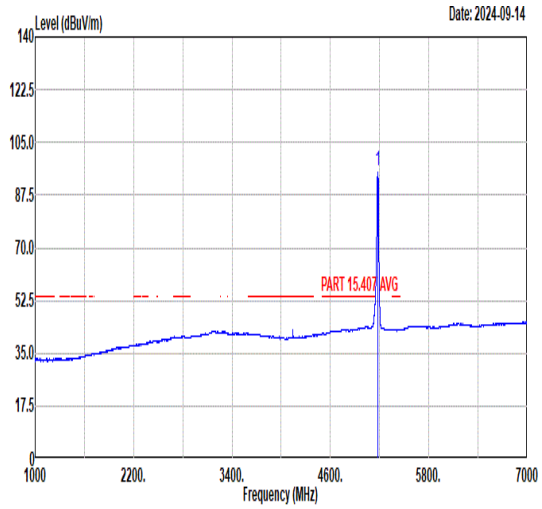 Freq Level Limit Line Margin Read Level Ant Factor Cable Loss Preamp Factor APos TPos Remark MHz dBuV/m dBuV/m dB dBuV dB/m dB dB cm deg 1 5180.00 95.78 ------ ------ 81.65 34.87 11.07 31.81 394 93 AVERAGE

Mode	26	
	Band Edge	
	U-NII-1_5.15-5.25_802.11ax HE20_CH36_5180MHz	
ANT	1	
Pol.	Vertical	Fundamental
Peak	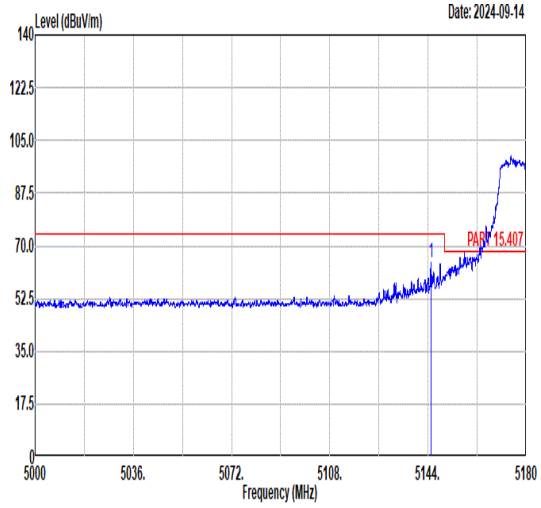 Freq Level Limit Line Margin Read Level Ant Factor Cable Loss Preamp Factor APos TPos Remark MHz dBuV/m dBuV/m dB dBuV dB/m dB dB cm deg 1 5145.01 64.37 74.00 -9.63 50.19 34.87 11.09 31.78 400 164 PEAK	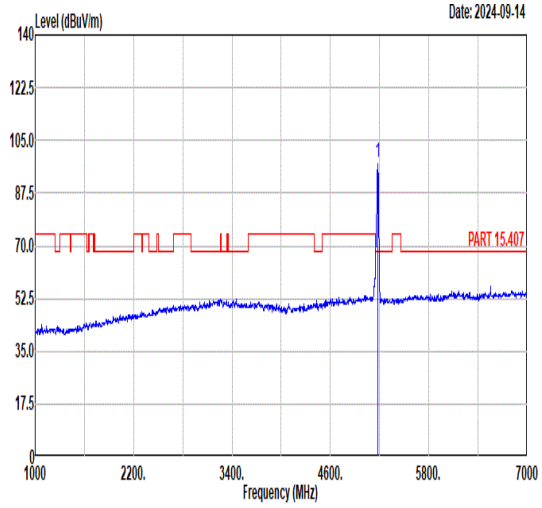 Freq Level Limit Line Margin Read Level Ant Factor Cable Loss Preamp Factor APos TPos Remark MHz dBuV/m dBuV/m dB dBuV dB/m dB dB cm deg 1 5180.00 97.73 ------ ------ 83.62 34.86 11.07 31.82 400 164 PEAK
Avg	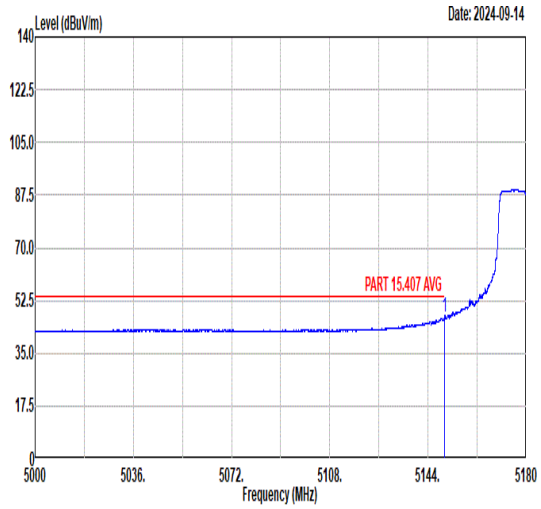 Freq Level Limit Line Margin Read Level Ant Factor Cable Loss Preamp Factor APos TPos Remark MHz dBuV/m dBuV/m dB dBuV dB/m dB dB cm deg 1 5149.99 47.16 54.00 -6.84 32.99 34.87 11.08 31.78 400 164 AVERAGE	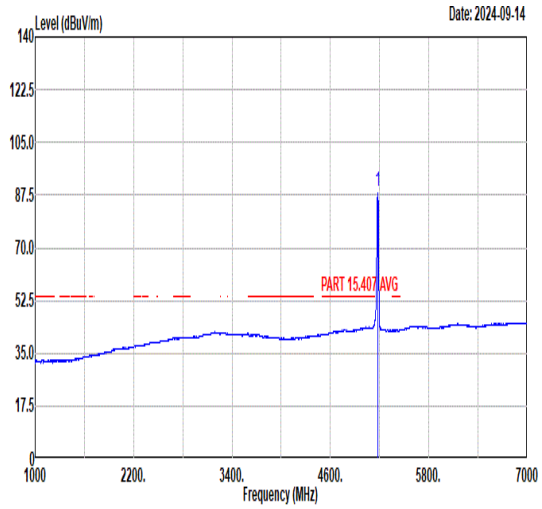 Freq Level Limit Line Margin Read Level Ant Factor Cable Loss Preamp Factor APos TPos Remark MHz dBuV/m dBuV/m dB dBuV dB/m dB dB cm deg 1 5180.00 88.63 ------ ------ 74.50 34.87 11.07 31.81 400 164 AVERAGE

Mode	26	
	Harmonic	
	U-NII-1_5.15-5.25_802.11ax HE20_CH36_5180MHz	
ANT	1	
Pol.	Horizontal	Vertical
Peak Avg	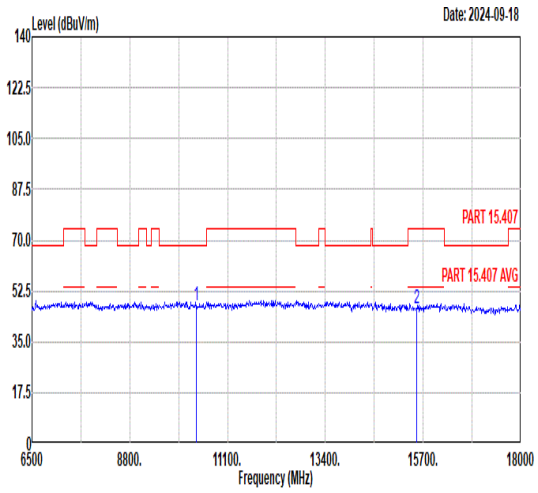 Freq Level Limit Line Margin Read Level Ant Factor Cable Loss Preamp Factor APos TPos Remark MHz dBuV/m dBuV/m dB dBuV dB/m dB dB cm deg 1 10360.00 47.74 68.30 -20.56 44.92 39.44 14.15 50.77 --- --- Peak 2 15540.00 46.62 74.00 -27.38 39.38 41.82 16.85 51.43 --- --- Peak	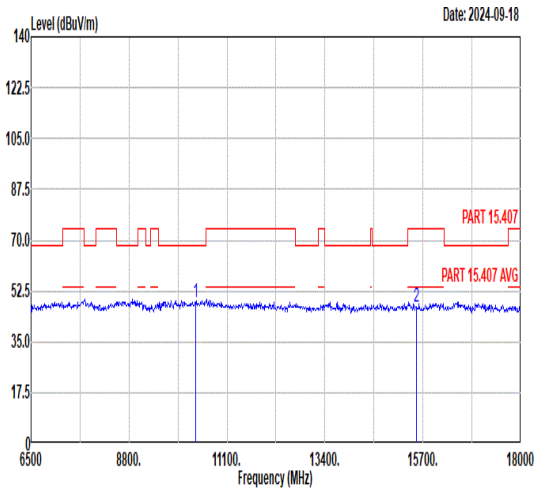 Freq Level Limit Line Margin Read Level Ant Factor Cable Loss Preamp Factor APos TPos Remark MHz dBuV/m dBuV/m dB dBuV dB/m dB dB cm deg 1 10360.00 48.83 68.30 -19.47 46.01 39.44 14.15 50.77 --- --- Peak 2 15540.00 47.20 74.00 -26.80 39.96 41.82 16.85 51.43 --- --- Peak

Mode	27	
	Harmonic	
	U-NII-1_5.15-5.25_802.11ax HE20_CH44_5220MHz	
ANT	1	
Pol.	Horizontal	Vertical
Peak Avg	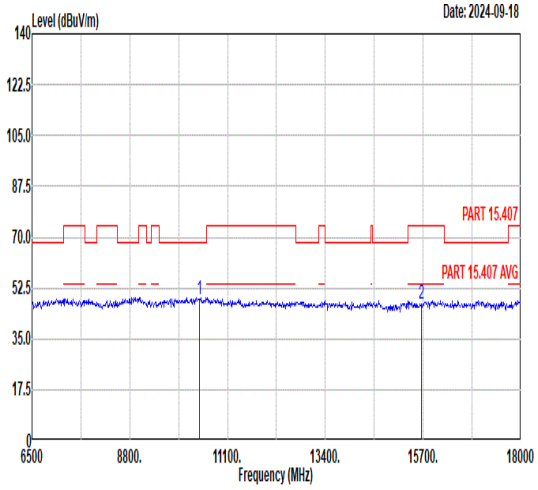 Freq Level Limit Line Margin Read Level Ant Factor Cable Loss Preamp Factor APos TPos Remark MHz dBuV/m dBuV/m dB dBuV dB/m dB dB cm deg 1 10440.00 48.42 68.30 -19.88 45.53 39.48 14.20 50.79 --- --- Peak 2 15660.00 46.84 74.00 -27.16 39.53 41.90 16.94 51.53 --- --- Peak	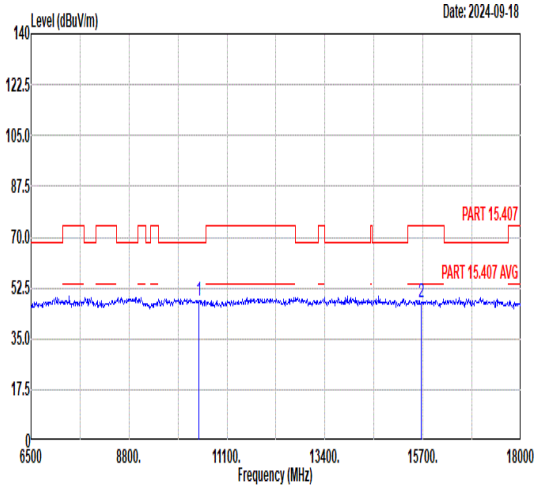 Freq Level Limit Line Margin Read Level Ant Factor Cable Loss Preamp Factor APos TPos Remark MHz dBuV/m dBuV/m dB dBuV dB/m dB dB cm deg 1 10440.00 47.81 68.30 -20.49 44.92 39.48 14.20 50.79 --- --- Peak 2 15660.00 47.66 74.00 -26.34 40.35 41.90 16.94 51.53 --- --- Peak

Mode	28	
	Harmonic	
	U-NII-1_5.15-5.25_802.11ax HE20_CH48_5240MHz	
ANT	1	
Pol.	Horizontal	Vertical
Peak Avg	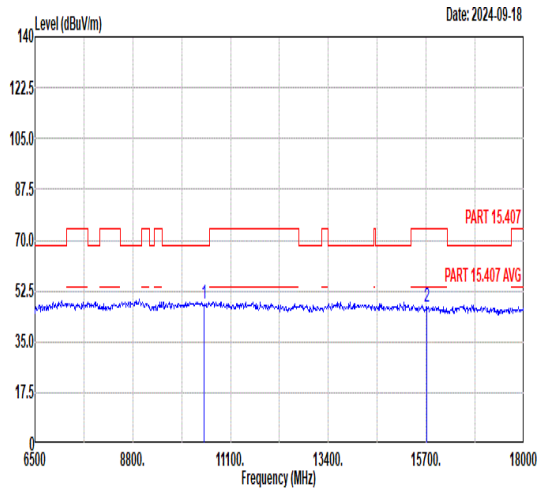 Freq Level Limit Line Margin Read Level Ant Factor Cable Loss Preamp Factor APos TPos Remark MHz dBuV/m dBuV/m dB dBuV dB/m dB dB cm deg 1 10480.00 47.90 68.30 -20.40 44.98 39.49 14.23 50.80 --- --- Peak 2 15720.00 47.21 74.00 -26.79 39.87 41.93 16.99 51.58 --- --- Peak	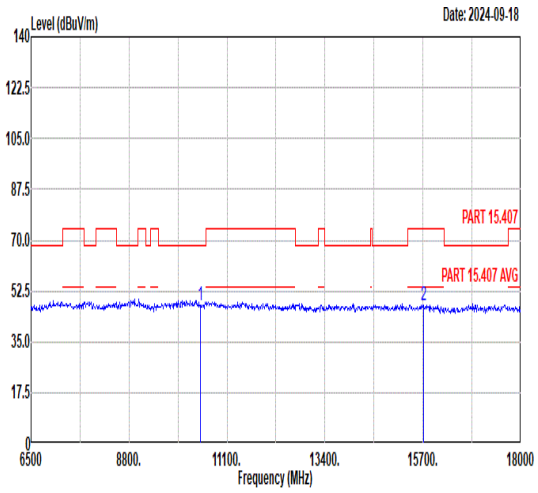 Freq Level Limit Line Margin Read Level Ant Factor Cable Loss Preamp Factor APos TPos Remark MHz dBuV/m dBuV/m dB dBuV dB/m dB dB cm deg 1 10480.00 47.65 68.30 -20.65 44.73 39.49 14.23 50.80 --- --- Peak 2 15720.00 47.54 74.00 -26.46 40.20 41.93 16.99 51.58 --- --- Peak

Mode	29	
	Harmonic	
	U-NII-2A_5.25-5.35_802.11ax HE20_CH52_5280MHz	
ANT	1	
Pol.	Horizontal	Vertical
Peak Avg	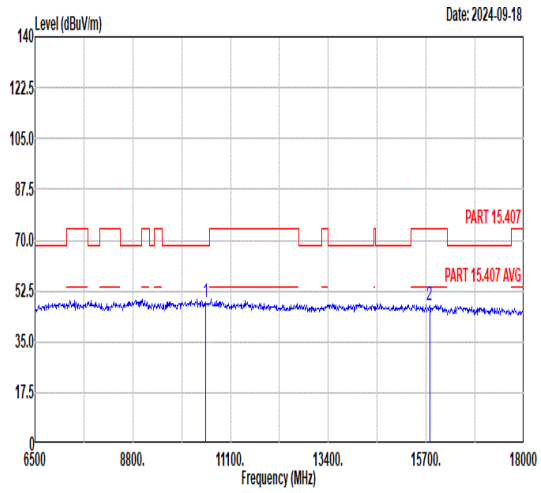 Freq Level Limit Line Margin Read Level Ant Factor Cable Loss Preamp Factor APos TPos Remark MHz dBuV/m dBuV/m dB dBuV dB/m dB dB cm deg 1 10520.00 48.60 68.30 -19.70 45.65 39.50 14.25 50.80 --- --- Peak 2 15780.00 47.50 74.00 -26.50 40.12 41.97 17.04 51.63 --- --- Peak	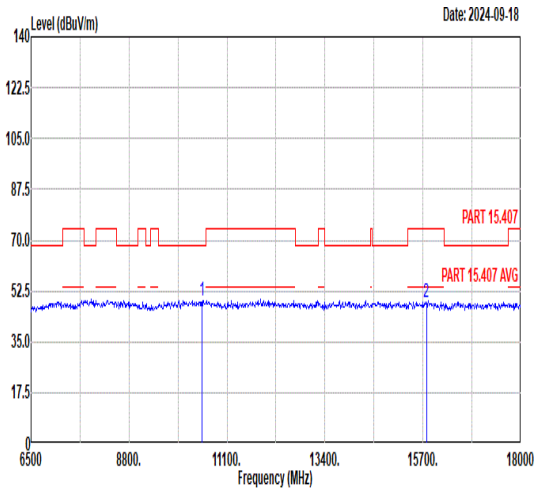 Freq Level Limit Line Margin Read Level Ant Factor Cable Loss Preamp Factor APos TPos Remark MHz dBuV/m dBuV/m dB dBuV dB/m dB dB cm deg 1 10520.00 48.91 68.30 -19.39 45.96 39.50 14.25 50.80 --- --- Peak 2 15780.00 48.46 74.00 -25.54 41.08 41.97 17.04 51.63 --- --- Peak

Mode	30	
	Harmonic	
	U-NII-2A_5.25-5.35_802.11ax HE20_CH60_5300MHz	
ANT	1	
Pol.	Horizontal	Vertical
Peak Avg	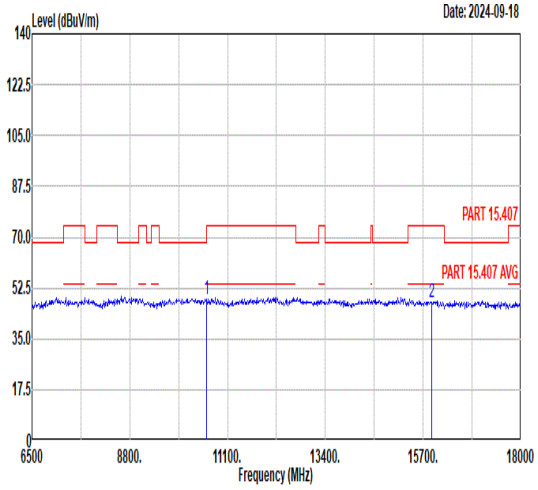 Freq Level Limit Line Margin Read Level Ant Factor Cable Loss Preamp Factor APos TPos Remark MHz dBuV/m dBuV/m dB dBuV dB/m dB dB cm deg 1 10600.00 48.62 74.00 -25.38 45.64 39.48 14.30 50.80 --- --- Peak 2 15900.00 47.48 74.00 -26.52 40.02 42.04 17.14 51.72 --- --- Peak	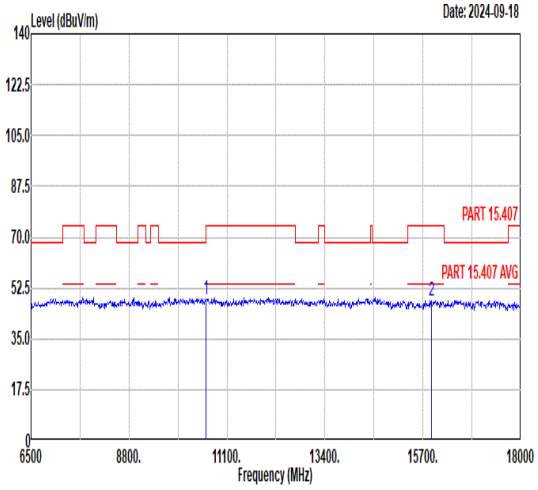 Freq Level Limit Line Margin Read Level Ant Factor Cable Loss Preamp Factor APos TPos Remark MHz dBuV/m dBuV/m dB dBuV dB/m dB dB cm deg 1 10600.00 48.74 74.00 -25.26 45.76 39.48 14.30 50.80 --- --- Peak 2 15900.00 47.83 74.00 -26.17 40.37 42.04 17.14 51.72 --- --- Peak

Mode	31	
	Band Edge	
	U-NII-2A_5.25-5.35_802.11ax HE20_CH64_5320MHz	
ANT	1	
Pol.	Horizontal	Fundamental
Peak	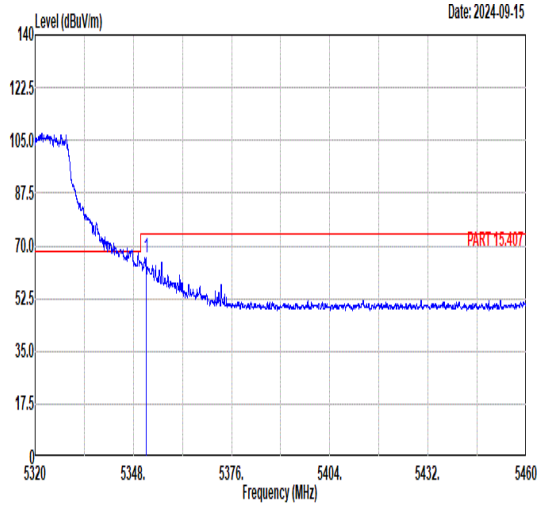 Freq Level Limit Line Margin (dB) Read Level Ant Factor Cable Loss Preamp Factor APos TPos Remark MHz dBuV/m dBuV/m dBuV dB/m dB dB cm deg 1 5351.58 66.27 74.00 -7.73 52.53 34.83 10.94 32.03 311 83 PEAK	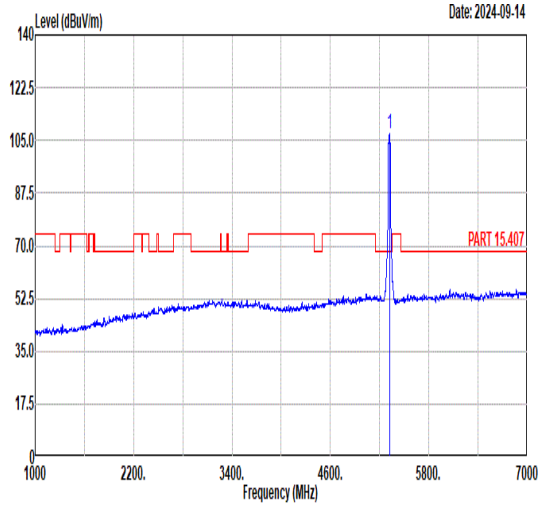 Freq Level Limit Line Margin (dB) Read Level Ant Factor Cable Loss Preamp Factor APos TPos Remark MHz dBuV/m dBuV/m dBuV dB/m dB dB cm deg 1 5320.00 107.21 ------ ------ 93.41 34.84 10.96 32.00 311 83 PEAK
Avg	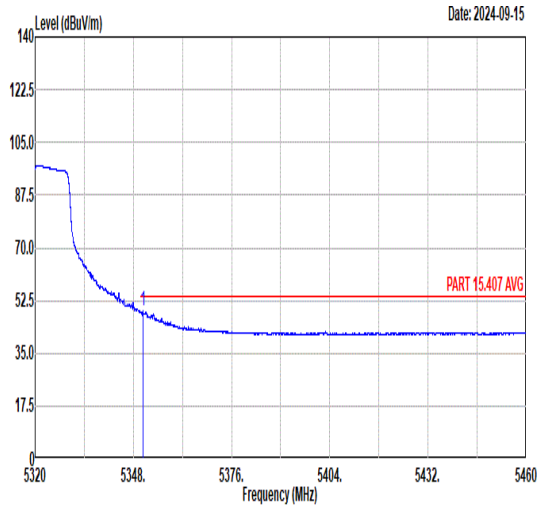 Freq Level Limit Line Margin (dB) Read Level Ant Factor Cable Loss Preamp Factor APos TPos Remark MHz dBuV/m dBuV/m dBuV dB/m dB dB cm deg 1 5350.74 49.13 54.00 -4.87 35.39 34.83 10.94 32.03 311 83 AVERAGE	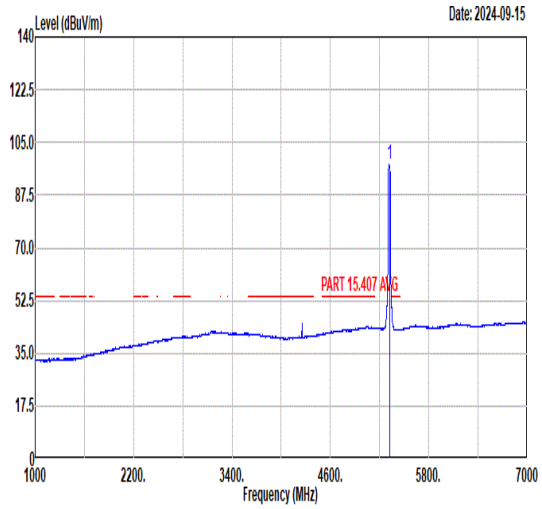 Freq Level Limit Line Margin (dB) Read Level Ant Factor Cable Loss Preamp Factor APos TPos Remark MHz dBuV/m dBuV/m dBuV dB/m dB dB cm deg 1 5320.00 97.64 ------ ------ 83.82 34.84 10.97 31.99 311 83 AVERAGE

Mode	31	
	Band Edge	
	U-NII-2A_5.25-5.35_802.11ax HE20_CH64_5320MHz	
ANT	1	
Pol.	Vertical	Fundamental
Peak	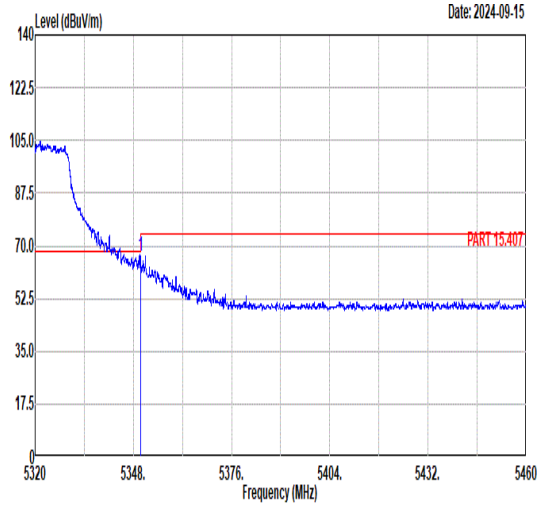 Freq Level Limit Line Margin (dB) Read Level Ant Factor Cable Loss Preamp Factor APos TPos Remark MHz dBuV/m dBuV/m dBuV dB/m dB dB cm deg 1 5350.00 66.52 74.00 -7.48 52.78 34.83 10.94 32.03 400 347 PEAK	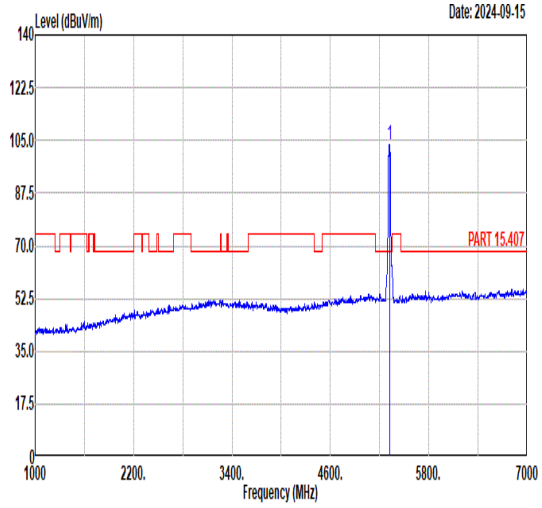 Freq Level Limit Line Margin (dB) Read Level Ant Factor Cable Loss Preamp Factor APos TPos Remark MHz dBuV/m dBuV/m dBuV dB/m dB dB cm deg 1 5320.00 103.59 ------ ------ 89.77 34.84 10.97 31.99 400 347 PEAK
Avg	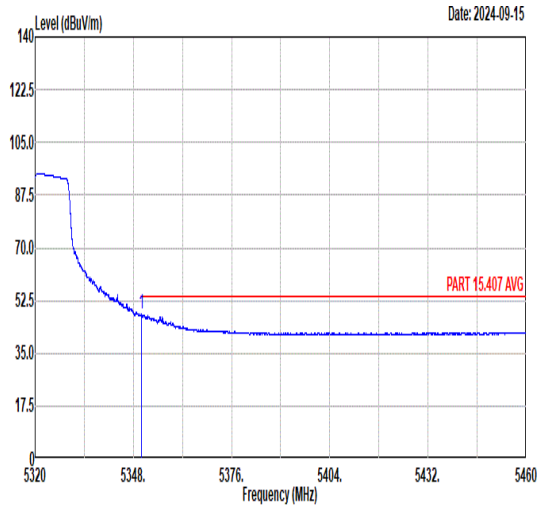 Freq Level Limit Line Margin (dB) Read Level Ant Factor Cable Loss Preamp Factor APos TPos Remark MHz dBuV/m dBuV/m dBuV dB/m dB dB cm deg 1 5350.31 48.01 54.00 -5.99 34.27 34.83 10.94 32.03 400 347 AVERAGE	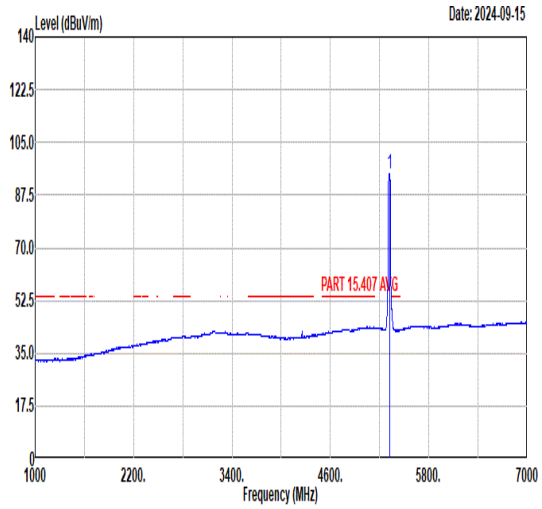 Freq Level Limit Line Margin (dB) Read Level Ant Factor Cable Loss Preamp Factor APos TPos Remark MHz dBuV/m dBuV/m dBuV dB/m dB dB cm deg 1 5320.00 94.49 ------ ------ 80.67 34.84 10.97 31.99 400 347 AVERAGE

Mode	31	
	Harmonic	
	U-NII-2A_5.25-5.35_802.11ax HE20_CH64_5320MHz	
ANT	1	
Pol.	Horizontal	Vertical
Peak Avg	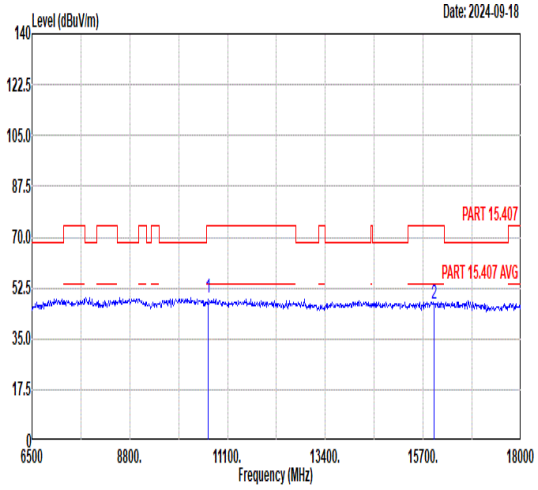 Freq Level Limit Line Margin Read Level Ant Factor Cable Loss Preamp Factor APos TPos Remark MHz dBuV/m dBuV/m dB dBuV dB/m dB dB cm deg 1 10640.00 48.98 74.00 -25.02 45.99 39.47 14.32 50.80 --- --- Peak 2 15960.00 47.21 74.00 -26.79 39.71 42.08 17.19 51.77 --- --- Peak	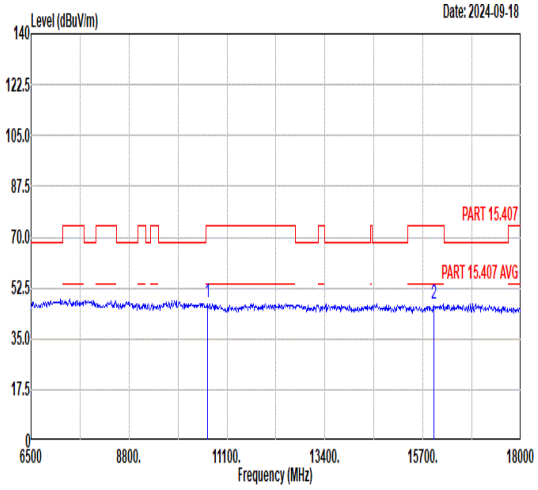 Freq Level Limit Line Margin Read Level Ant Factor Cable Loss Preamp Factor APos TPos Remark MHz dBuV/m dBuV/m dB dBuV dB/m dB dB cm deg 1 10640.00 47.46 74.00 -26.54 44.47 39.47 14.32 50.80 --- --- Peak 2 15960.00 47.12 74.00 -26.88 39.62 42.08 17.19 51.77 --- --- Peak

Mode	32	
	Band Edge	
	U-NII-2C_5.47-5.725_802.11ax HE20_CH100_5500MHz	
ANT	1	
Pol.	Horizontal	Fundamental
Peak	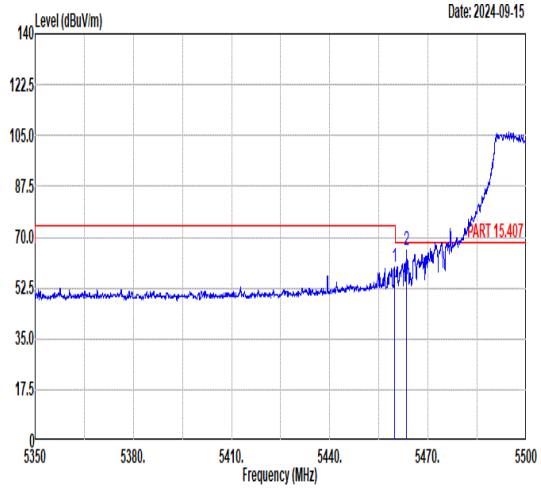 Freq Level Limit Line Margin (dB) Read Level Ant Factor Cable Loss Preamp Factor APos TPos Remark MHz dBuV/m dBuV/m dBuV dB/m dB dB cm deg 1 5459.73 59.68 74.00 -14.32 45.91 34.81 11.12 32.16 385 70 PEAK 2 5463.48 65.38 68.30 -2.92 51.61 34.81 11.13 32.17 385 70 PEAK	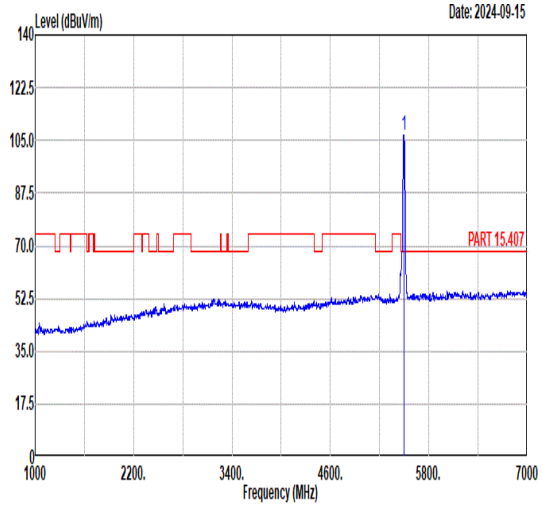 Freq Level Limit Line Margin (dB) Read Level Ant Factor Cable Loss Preamp Factor APos TPos Remark MHz dBuV/m dBuV/m dBuV dB/m dB dB cm deg 1 5500.00 106.77 ------ ------ 92.92 34.80 11.25 32.20 385 70 PEAK
Avg	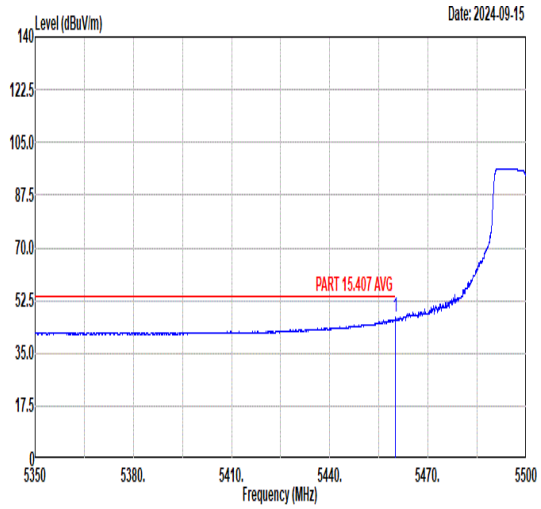 Freq Level Limit Line Margin (dB) Read Level Ant Factor Cable Loss Preamp Factor APos TPos Remark MHz dBuV/m dBuV/m dBuV dB/m dB dB cm deg 1 5460.00 46.90 54.00 -7.10 33.14 34.81 11.12 32.17 385 70 AVERAGE	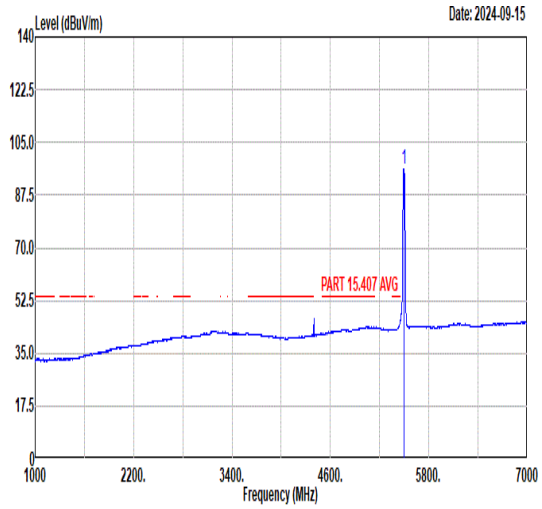 Freq Level Limit Line Margin (dB) Read Level Ant Factor Cable Loss Preamp Factor APos TPos Remark MHz dBuV/m dBuV/m dBuV dB/m dB dB cm deg 1 5500.00 96.22 ------ ------ 82.37 34.80 11.25 32.20 385 70 AVERAGE

Mode	32	
	Band Edge	
	U-NII-2C_5.47-5.725_802.11ax HE20_CH100_5500MHz	
ANT	1	
Pol.	Vertical	Fundamental
Peak	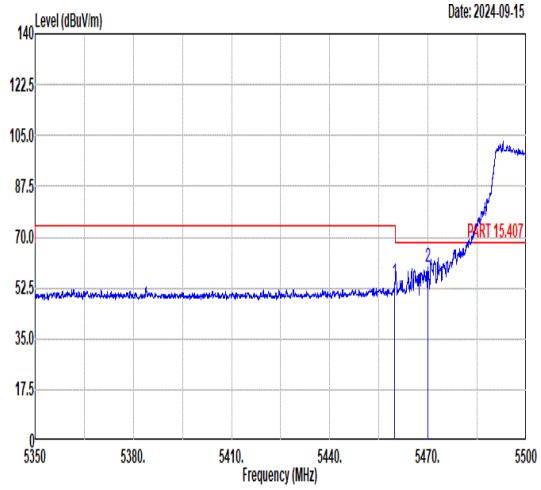 Freq Level Limit Line Margin (dB) Read Level Ant Factor Cable Loss Preamp Factor APos TPos Remark MHz dBuV/m dBuV/m dBuV dB/m dB dB cm deg 1 5459.89 54.58 74.00 -19.42 40.82 34.81 11.12 32.17 400 359 PEAK 2 5469.93 59.61 68.30 -8.69 45.82 34.81 11.16 32.18 400 359 PEAK	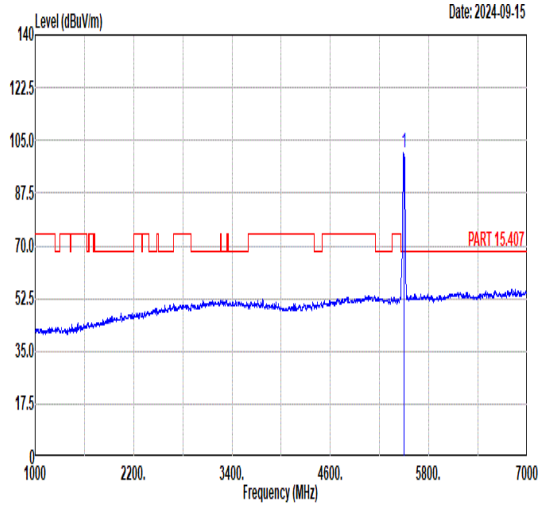 Freq Level Limit Line Margin (dB) Read Level Ant Factor Cable Loss Preamp Factor APos TPos Remark MHz dBuV/m dBuV/m dBuV dB/m dB dB cm deg 1 5500.00 100.84 ------ ------ 86.99 34.80 11.25 32.20 400 359 PEAK
Avg	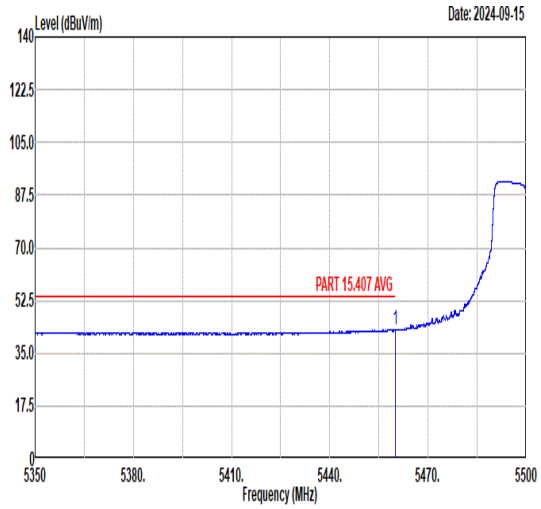 Freq Level Limit Line Margin (dB) Read Level Ant Factor Cable Loss Preamp Factor APos TPos Remark MHz dBuV/m dBuV/m dBuV dB/m dB dB cm deg 1 5460.00 42.88 54.00 -11.12 29.12 34.81 11.12 32.17 400 359 AVERAGE	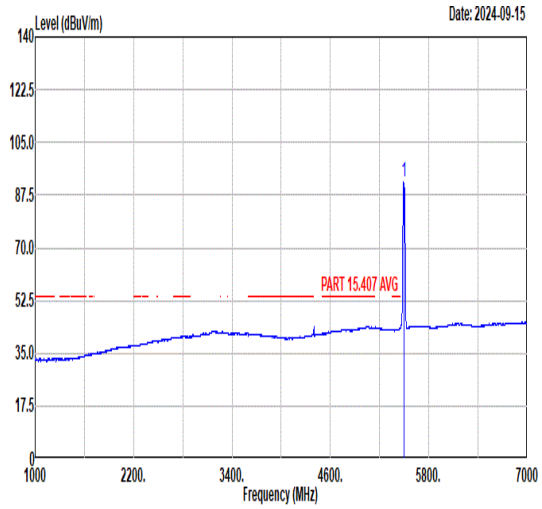 Freq Level Limit Line Margin (dB) Read Level Ant Factor Cable Loss Preamp Factor APos TPos Remark MHz dBuV/m dBuV/m dBuV dB/m dB dB cm deg 1 5500.00 91.68 ------ ------ 77.83 34.80 11.25 32.20 400 359 AVERAGE

Mode	32	
	Harmonic	
	U-NII-2C_5.47-5.725_802.11ax HE20_CH100_5500MHz	
ANT	1	
Pol.	Horizontal	Vertical
Peak Avg	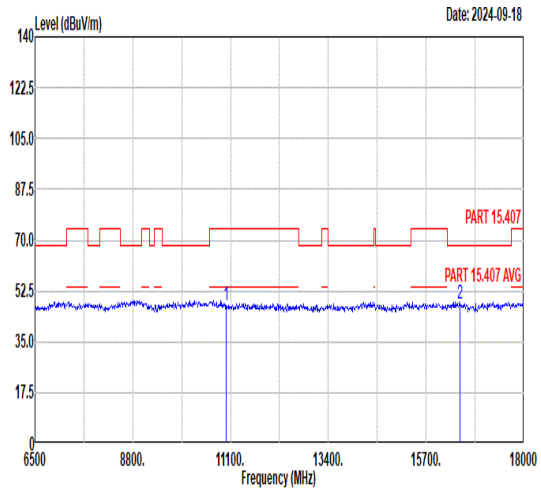 Freq Level Limit Line Margin Read Level Ant Factor Cable Loss Preamp Factor APos TPos Remark MHz dBuV/m dBuV/m dB dBuV dB/m dB dB cm deg 1 11000.00 47.44 74.00 -26.56 44.30 39.40 14.54 50.80 --- --- Peak 2 16500.00 48.00 68.30 -20.30 40.04 42.40 17.36 51.80 --- --- Peak	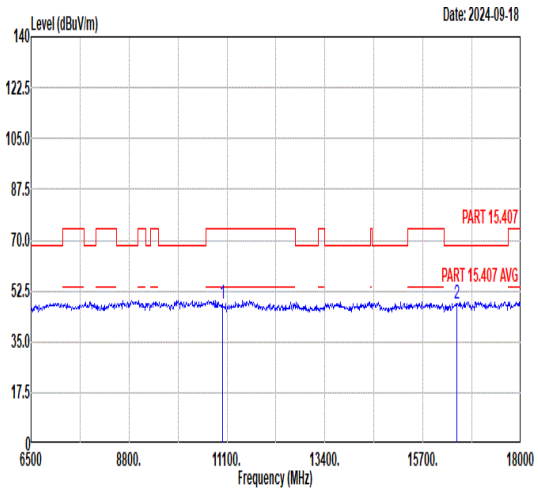 Freq Level Limit Line Margin Read Level Ant Factor Cable Loss Preamp Factor APos TPos Remark MHz dBuV/m dBuV/m dB dBuV dB/m dB dB cm deg 1 11000.00 47.94 74.00 -26.06 44.80 39.40 14.54 50.80 --- --- Peak 2 16500.00 48.18 68.30 -20.12 40.22 42.40 17.36 51.80 --- --- Peak

Mode	33	
	Harmonic	
	U-NII-2C_5.47-5.725_802.11ax HE20_CH116_5580MHz	
ANT	1	
Pol.	Horizontal	Vertical
Peak Avg	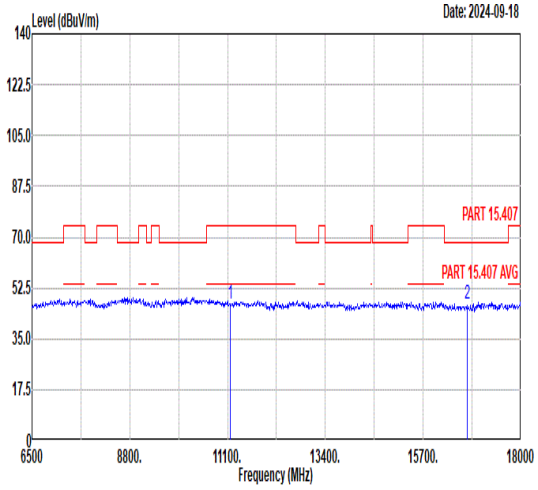 Freq Level Limit Line Margin Read Level Ant Factor Cable Loss Preamp Factor APos TPos Remark MHz dBuV/m dBuV/m dB dBuV dB/m dB dB cm deg 1 11160.00 47.09 74.00 -26.91 43.69 39.53 14.64 50.77 --- --- Peak 2 16740.00 46.90 68.30 -21.40 38.77 42.45 17.43 51.75 --- --- Peak	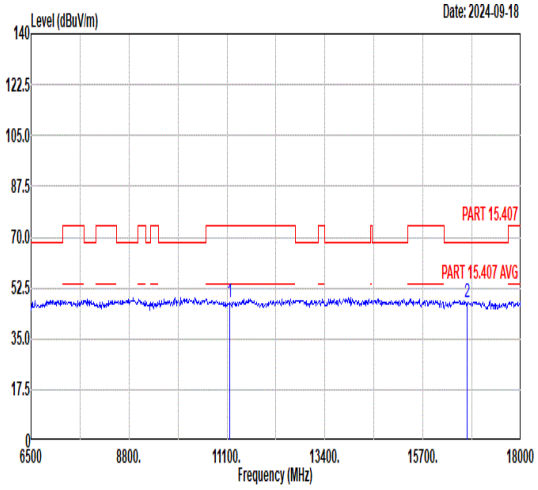 Freq Level Limit Line Margin Read Level Ant Factor Cable Loss Preamp Factor APos TPos Remark MHz dBuV/m dBuV/m dB dBuV dB/m dB dB cm deg 1 11160.00 47.34 74.00 -26.66 43.94 39.53 14.64 50.77 --- --- Peak 2 16740.00 47.50 68.30 -20.80 39.37 42.45 17.43 51.75 --- --- Peak

Mode	34	
	Band Edge	
	U-NII-2C_5.47-5.725_802.11ax HE20_CH140_5700MHz	
ANT	1	
Pol.	Horizontal	Fundamental
Peak	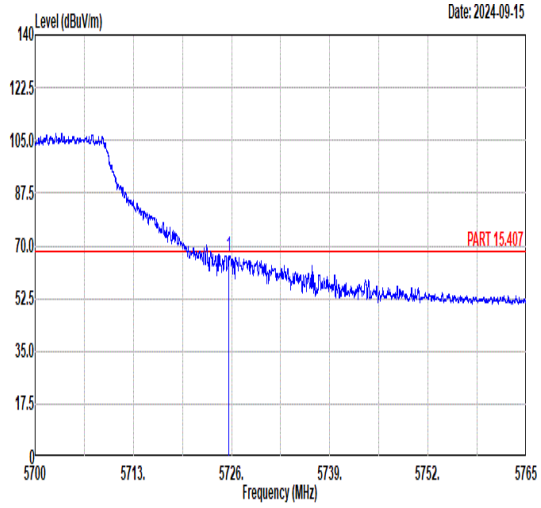 Freq Level Limit Line Margin (dB) Read Level Ant Factor Cable Loss Preamp Factor APos TPos Remark MHz dBuV/m dBuV/m dBuV dB/m dB dB cm deg 1 5725.65 66.67 68.30 -1.63 52.29 35.12 11.65 32.39 387 75 PEAK	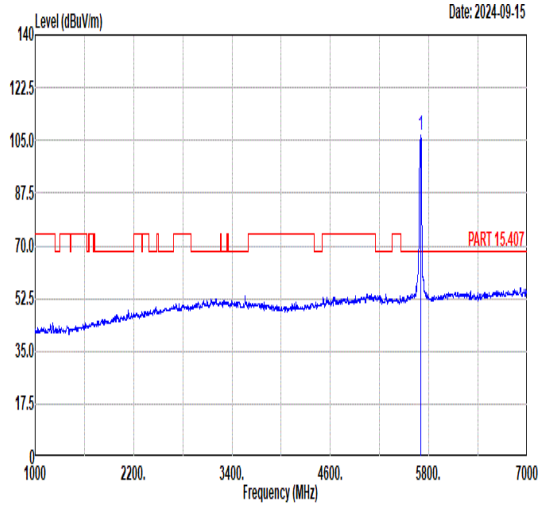 Freq Level Limit Line Margin (dB) Read Level Ant Factor Cable Loss Preamp Factor APos TPos Remark MHz dBuV/m dBuV/m dBuV dB/m dB dB cm deg 1 5700.00 106.83 ------ ------ 92.46 35.08 11.66 32.37 387 75 PEAK
Avg	Blank	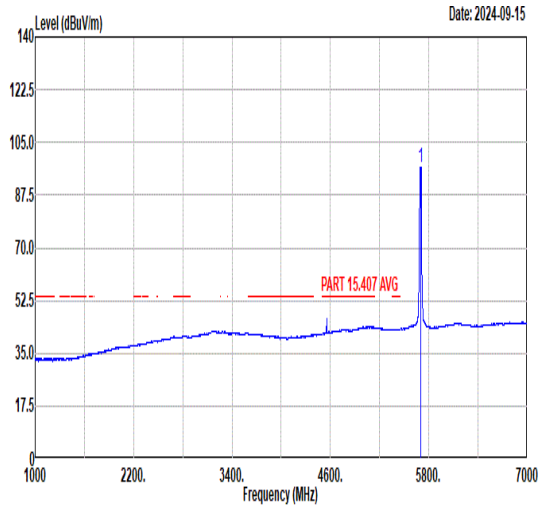 Freq Level Limit Line Margin (dB) Read Level Ant Factor Cable Loss Preamp Factor APos TPos Remark MHz dBuV/m dBuV/m dBuV dB/m dB dB cm deg 1 5700.00 96.60 ------ ------ 82.23 35.08 11.66 32.37 387 75 AVERAGE

Mode	34	
	Band Edge	
	U-NII-2C_5.47-5.725_802.11ax HE20_CH140_5700MHz	
ANT	1	
Pol.	Vertical	Fundamental
Peak	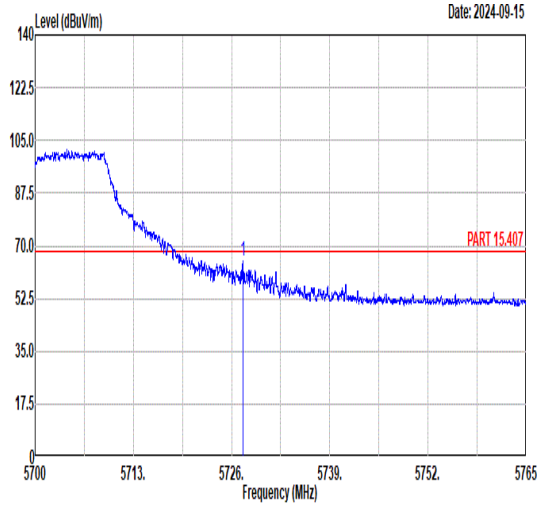 Freq Level Limit Line Margin (dB) Read Level Ant Factor Cable Loss Preamp Factor APos TPos Remark MHz dBuV/m dBuV/m dBuV dB/m dB dB cm deg 1 5727.47 64.72 68.30 -3.58 50.34 35.12 11.65 32.39 325 358 PEAK	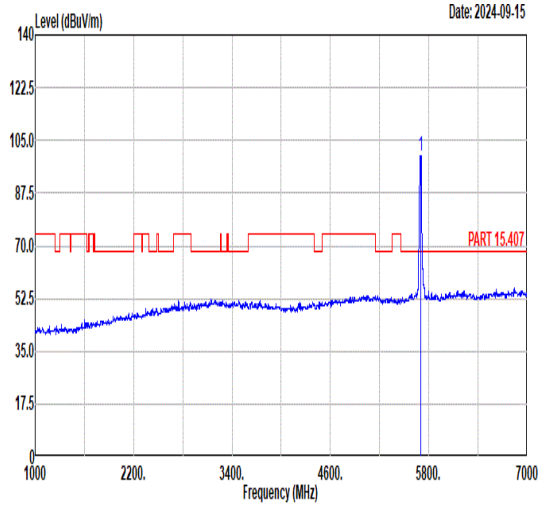 Freq Level Limit Line Margin (dB) Read Level Ant Factor Cable Loss Preamp Factor APos TPos Remark MHz dBuV/m dBuV/m dBuV dB/m dB dB cm deg 1 5700.00 99.93 ------ ------ 85.55 35.09 11.66 32.37 325 358 PEAK
Avg	Blank	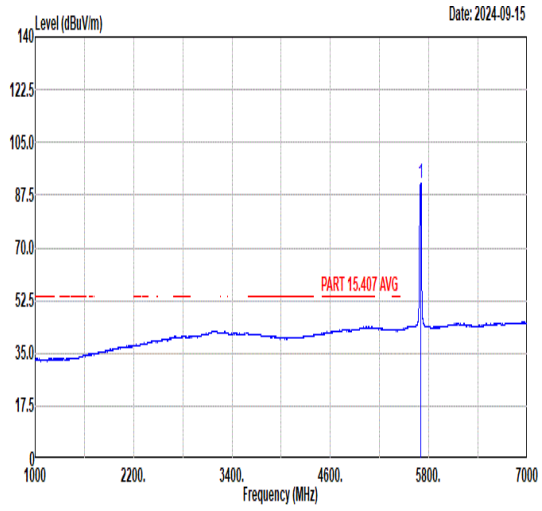 Freq Level Limit Line Margin (dB) Read Level Ant Factor Cable Loss Preamp Factor APos TPos Remark MHz dBuV/m dBuV/m dBuV dB/m dB dB cm deg 1 5700.00 91.40 ------ ------ 77.02 35.09 11.66 32.37 325 358 AVERAGE

Mode	34	
	Harmonic	
	U-NII-2C_5.47-5.725_802.11ax HE20_CH140_5700MHz	
ANT	1	
Pol.	Horizontal	Vertical
Peak Avg	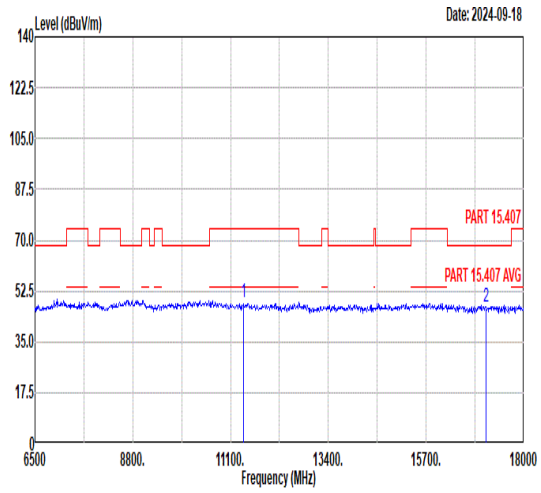 Freq Level Limit Line Margin Read Level Ant Factor Cable Loss Preamp Factor APos TPos Remark MHz dBuV/m dBuV/m dB dBuV dB/m dB dB cm deg 1 11400.00 48.55 74.00 -25.45 44.77 39.72 14.78 50.72 --- --- Peak 2 17100.00 47.06 68.30 -21.24 38.87 42.46 17.53 51.80 --- --- Peak	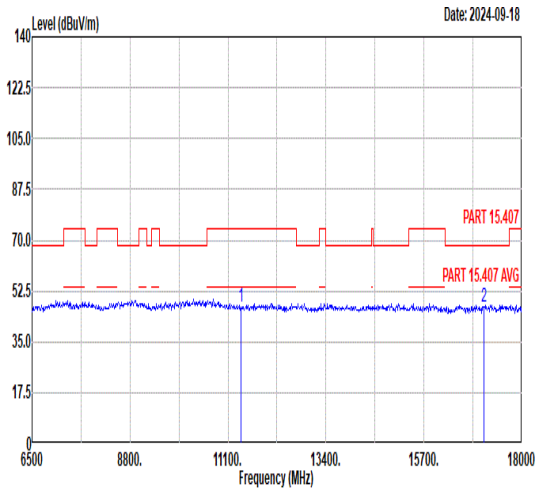 Freq Level Limit Line Margin Read Level Ant Factor Cable Loss Preamp Factor APos TPos Remark MHz dBuV/m dBuV/m dB dBuV dB/m dB dB cm deg 1 11400.00 47.06 74.00 -26.94 43.28 39.72 14.78 50.72 --- --- Peak 2 17100.00 47.02 68.30 -21.28 38.83 42.46 17.53 51.80 --- --- Peak

Mode	35	
	Band Edge - L	
	U-NII-1_5.15-5.25_802.11ax HE40_CH38_5190MHz	
ANT	1	
Pol.	Horizontal	Fundamental
Peak	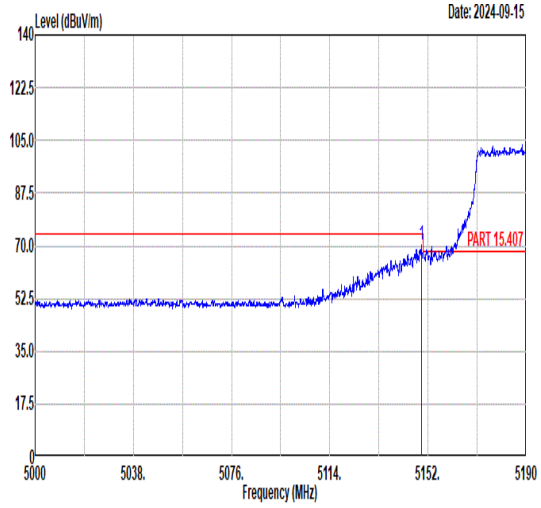 Freq Level Limit Line Margin (dB) Read Level Ant Factor Cable Loss Preamp Factor APos TPos Remark MHz dBuV/m dBuV/m dBuV dB/m dB dB cm deg 1 5149.44 70.24 74.00 -3.76 56.06 34.87 11.09 31.78 371 88 PEAK	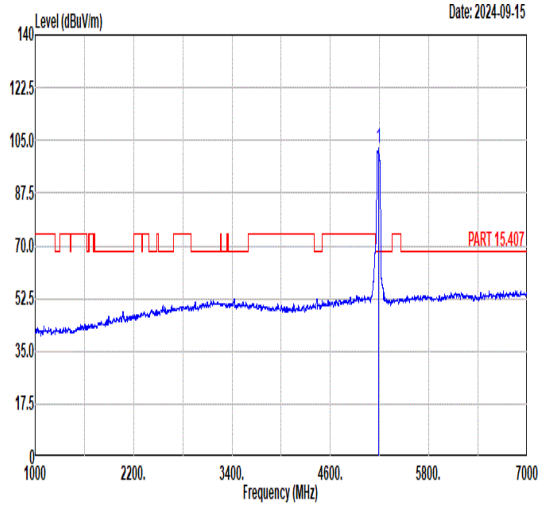 Freq Level Limit Line Margin (dB) Read Level Ant Factor Cable Loss Preamp Factor APos TPos Remark MHz dBuV/m dBuV/m dBuV dB/m dB dB cm deg 1 5190.00 102.54 ------ ------ 88.43 34.86 11.07 31.82 371 88 PEAK
Avg	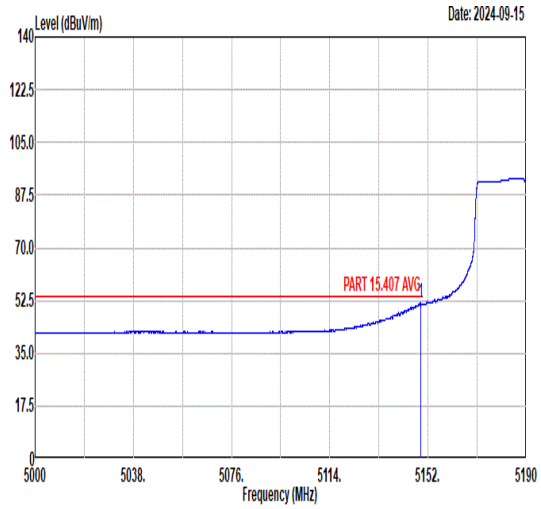 Freq Level Limit Line Margin (dB) Read Level Ant Factor Cable Loss Preamp Factor APos TPos Remark MHz dBuV/m dBuV/m dBuV dB/m dB dB cm deg 1 5149.06 51.72 54.00 -2.28 37.54 34.87 11.09 31.78 371 88 AVERAGE	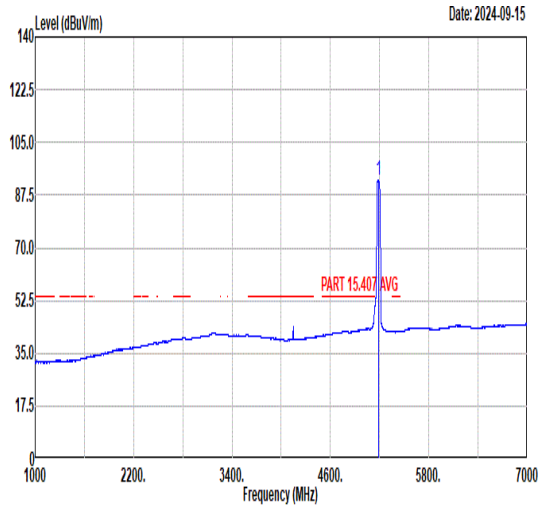 Freq Level Limit Line Margin (dB) Read Level Ant Factor Cable Loss Preamp Factor APos TPos Remark MHz dBuV/m dBuV/m dBuV dB/m dB dB cm deg 1 5190.00 92.67 ------ ------ 78.56 34.86 11.07 31.82 371 88 AVERAGE

Mode	35	
	Band Edge - R	
	U-NII-1_5.15-5.25_802.11ax HE40_CH38_5190MHz	
ANT	1	
Pol.	Horizontal	Fundamental
Peak	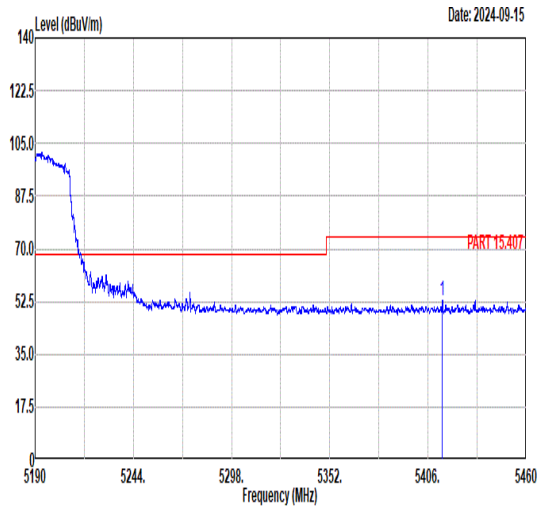 Freq Level Limit Line Margin (dB) Read Level Ant Factor Cable Loss Preamp Factor APos TPos Remark MHz dBuV/m dBuV/m dBuV dB/m dB dB cm deg 1 5413.97 52.89 74.00 -21.11 39.25 34.82 10.93 32.11 371 88 PEAK	Blank
Avg	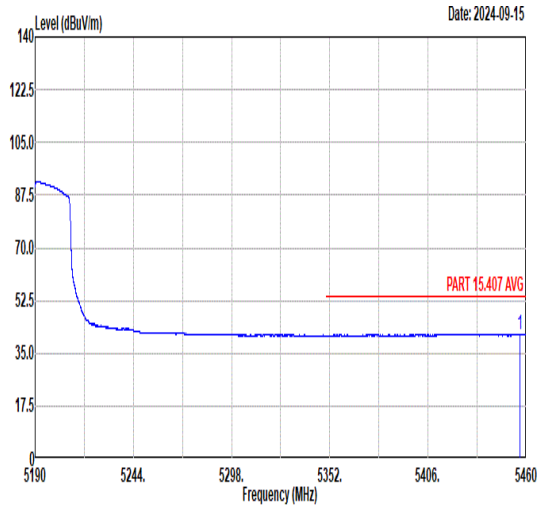 Freq Level Limit Line Margin (dB) Read Level Ant Factor Cable Loss Preamp Factor APos TPos Remark MHz dBuV/m dBuV/m dBuV dB/m dB dB cm deg 1 5456.38 41.24 54.00 -12.76 27.48 34.81 11.11 32.16 371 88 AVERAGE	Blank

Mode	35	
	Band Edge - L	
	U-NII-1_5.15-5.25_802.11ax HE40_CH38_5190MHz	
ANT	1	
Pol.	Vertical	Fundamental
Peak	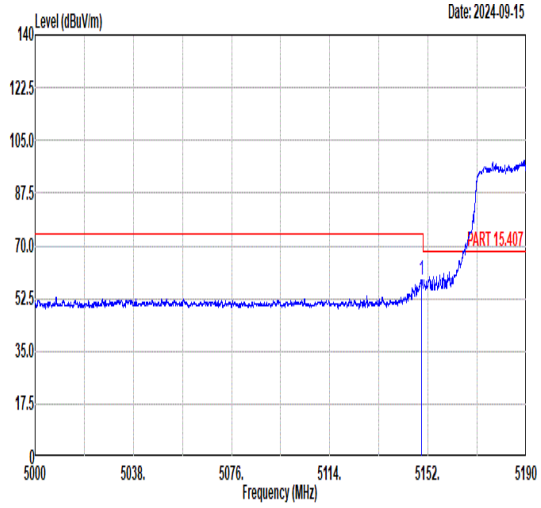 Freq Level Limit Line Margin (dB) Read Level Ant Factor Cable Loss Preamp Factor APos TPos Remark MHz dBuV/m dBuV/m dBuV dB/m dB dB cm deg 1 5149.63 58.77 74.00 -15.23 44.59 34.87 11.09 31.78 400 356 PEAK	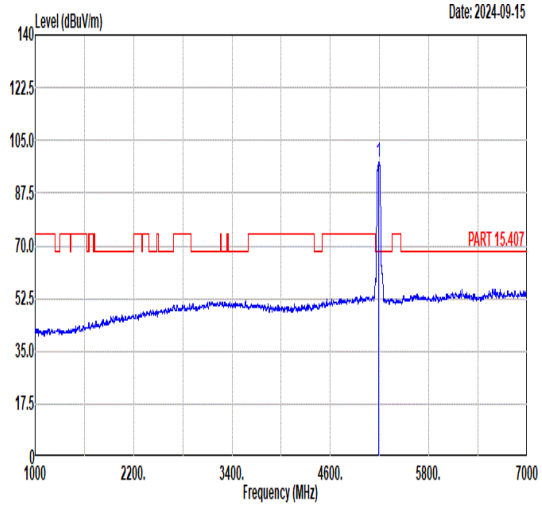 Freq Level Limit Line Margin (dB) Read Level Ant Factor Cable Loss Preamp Factor APos TPos Remark MHz dBuV/m dBuV/m dBuV dB/m dB dB cm deg 1 5190.00 97.91 ------ ------ 83.82 34.86 11.06 31.83 400 356 PEAK
Avg	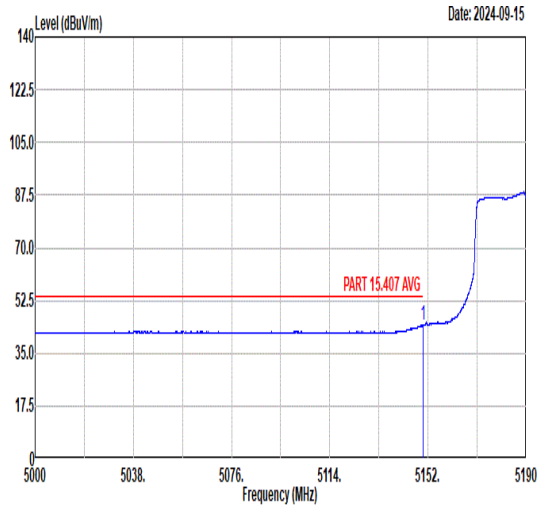 Freq Level Limit Line Margin (dB) Read Level Ant Factor Cable Loss Preamp Factor APos TPos Remark MHz dBuV/m dBuV/m dBuV dB/m dB dB cm deg 1 5149.99 44.20 54.00 -9.80 30.03 34.87 11.08 31.78 400 356 AVERAGE	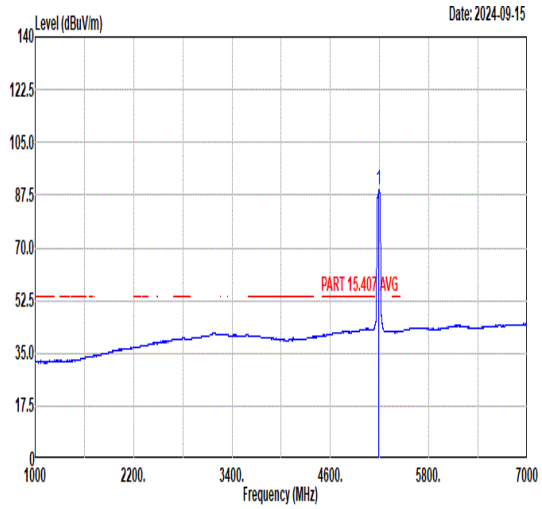 Freq Level Limit Line Margin (dB) Read Level Ant Factor Cable Loss Preamp Factor APos TPos Remark MHz dBuV/m dBuV/m dBuV dB/m dB dB cm deg 1 5190.00 89.24 ------ ------ 75.15 34.86 11.06 31.83 400 356 AVERAGE

Mode	35	
	Band Edge - R	
	U-NII-1_5.15-5.25_802.11ax HE40_CH38_5190MHz	
ANT	1	
Pol.	Vertical	Fundamental
Peak	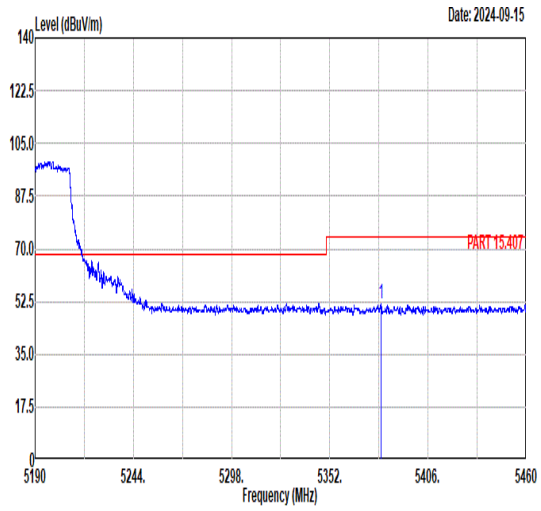 Freq Level Limit Line Margin (dB) Read Level Ant Factor Cable Loss Preamp Factor APos TPos Remark MHz dBuV/m dBuV/m dBuV dB/m dB dB cm deg 1 5380.22 51.69 74.00 -22.31 38.02 34.82 10.92 32.07 400 356 PEAK	Blank
Avg	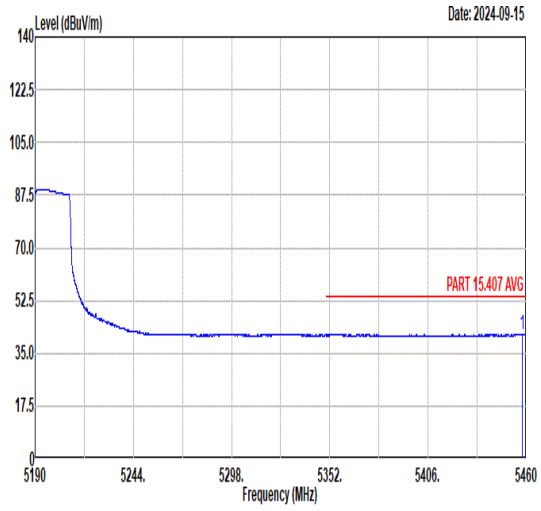 Freq Level Limit Line Margin (dB) Read Level Ant Factor Cable Loss Preamp Factor APos TPos Remark MHz dBuV/m dBuV/m dBuV dB/m dB dB cm deg 1 5457.98 41.16 54.00 -12.84 27.40 34.81 11.11 32.16 400 356 AVERAGE	Blank

Mode	35	
	Harmonic	
	U-NII-1_5.15-5.25_802.11ax HE40_CH38_5190MHz	
ANT	1	
Pol.	Horizontal	Vertical
Peak Avg	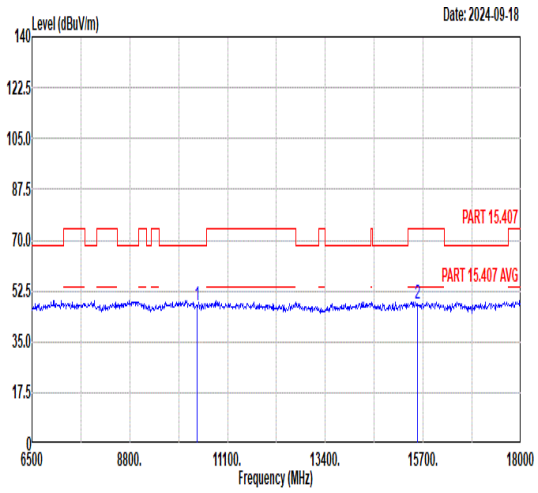 Freq Level Limit Line Margin Read Level Ant Factor Cable Loss Preamp Factor APos TPos Remark MHz dBuV/m dBuV/m dB dBuV dB/m dB dB cm deg 1 10380.00 47.69 68.30 -20.61 44.86 39.45 14.16 50.78 --- --- Peak 2 15570.00 47.95 74.00 -26.05 40.70 41.84 16.87 51.46 --- --- Peak	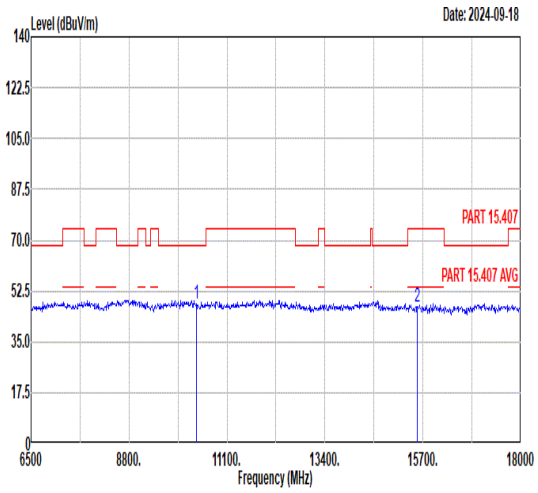 Freq Level Limit Line Margin Read Level Ant Factor Cable Loss Preamp Factor APos TPos Remark MHz dBuV/m dBuV/m dB dBuV dB/m dB dB cm deg 1 10380.00 48.29 68.30 -20.01 45.46 39.45 14.16 50.78 --- --- Peak 2 15570.00 47.19 74.00 -26.81 39.94 41.84 16.87 51.46 --- --- Peak

Mode	36	
	Band Edge - L	
	U-NII-1_5.15-5.25_802.11ax HE40_CH46_5230MHz	
ANT	1	
Pol.	Horizontal	Fundamental
Peak	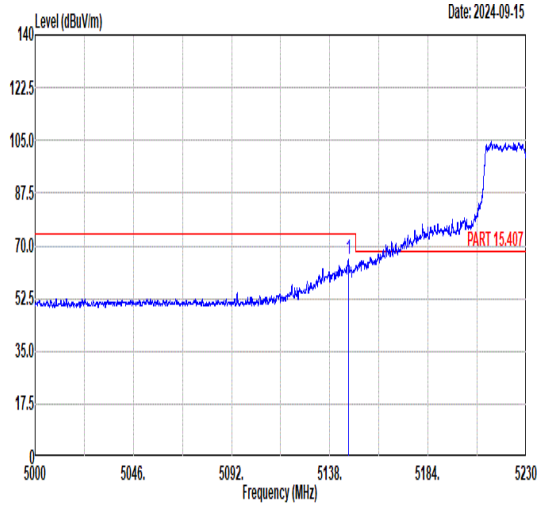 Freq Level Limit Line Margin (dB) Read Level Ant Factor Cable Loss Preamp Factor APos TPos Remark MHz dBuV/m dBuV/m dBuV dB/m dB dB cm deg 1 5146.63 65.28 74.00 -8.72 51.10 34.87 11.09 31.78 329 91 PEAK	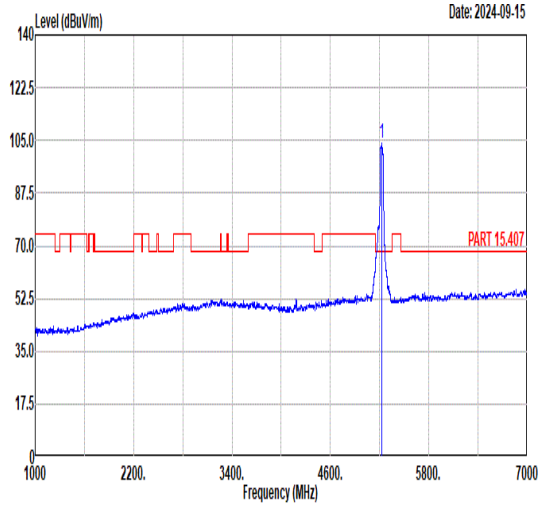 Freq Level Limit Line Margin (dB) Read Level Ant Factor Cable Loss Preamp Factor APos TPos Remark MHz dBuV/m dBuV/m dBuV dB/m dB dB cm deg 1 5230.00 103.96 ------ ------ 89.95 34.85 11.04 31.88 329 91 PEAK
Avg	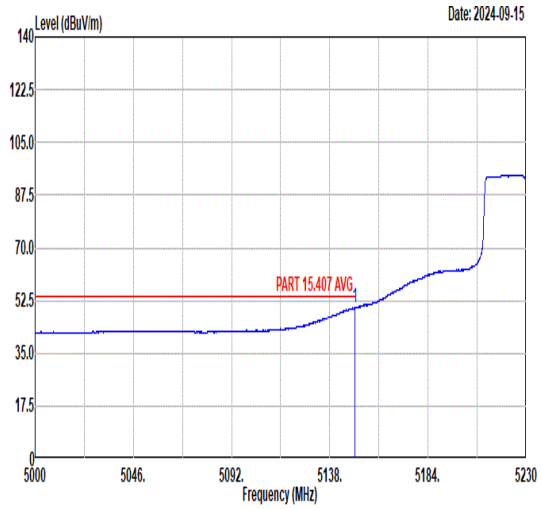 Freq Level Limit Line Margin (dB) Read Level Ant Factor Cable Loss Preamp Factor APos TPos Remark MHz dBuV/m dBuV/m dBuV dB/m dB dB cm deg 1 5149.64 50.08 54.00 -3.92 35.90 34.87 11.09 31.78 329 91 AVERAGE	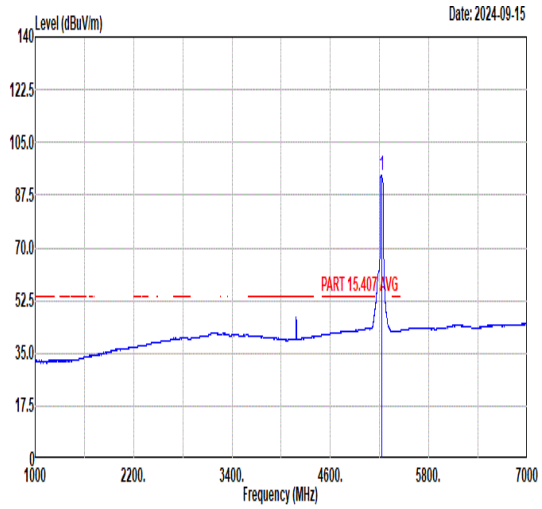 Freq Level Limit Line Margin (dB) Read Level Ant Factor Cable Loss Preamp Factor APos TPos Remark MHz dBuV/m dBuV/m dBuV dB/m dB dB cm deg 1 5230.00 93.78 ------ ------ 79.75 34.86 11.04 31.87 329 91 AVERAGE

Mode	36	
	Band Edge - R	
	U-NII-1_5.15-5.25_802.11ax HE40_CH46_5230MHz	
ANT	1	
Pol.	Horizontal	Fundamental
Peak	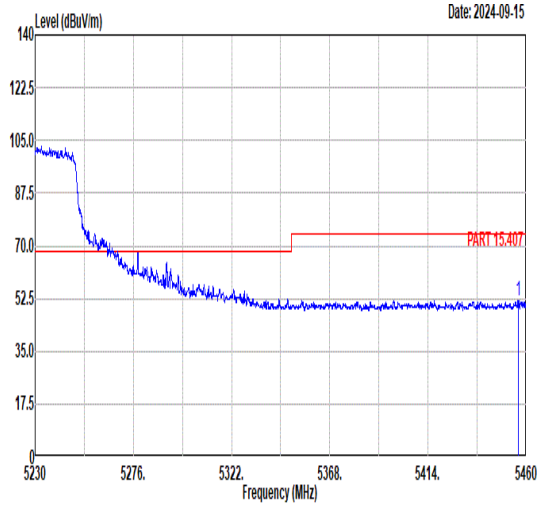 Freq Level Limit Line Margin (dB) Read Level Ant Factor Cable Loss Preamp Factor APos TPos Remark MHz dBuV/m dBuV/m dBuV dB/m dB dB cm deg 1 5456.41 51.94 74.00 -22.06 38.18 34.81 11.11 32.16 329 91 PEAK	Blank
Avg	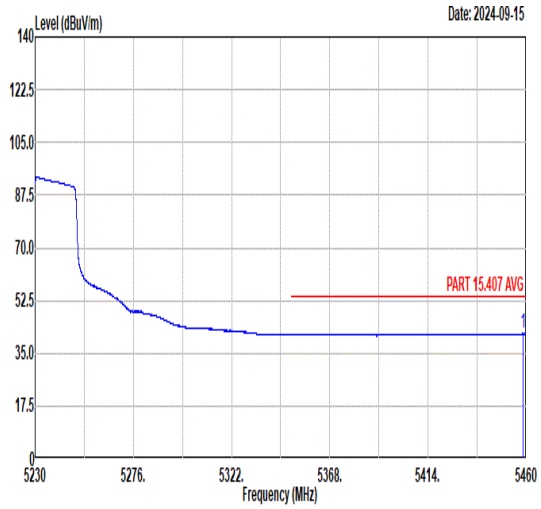 Freq Level Limit Line Margin (dB) Read Level Ant Factor Cable Loss Preamp Factor APos TPos Remark MHz dBuV/m dBuV/m dBuV dB/m dB dB cm deg 1 5458.51 41.51 54.00 -12.49 27.75 34.81 11.11 32.16 329 91 AVERAGE	Blank

Mode	36	
	Band Edge - L	
	U-NII-1_5.15-5.25_802.11ax HE40_CH46_5230MHz	
ANT	1	
Pol.	Vertical	Fundamental
Peak	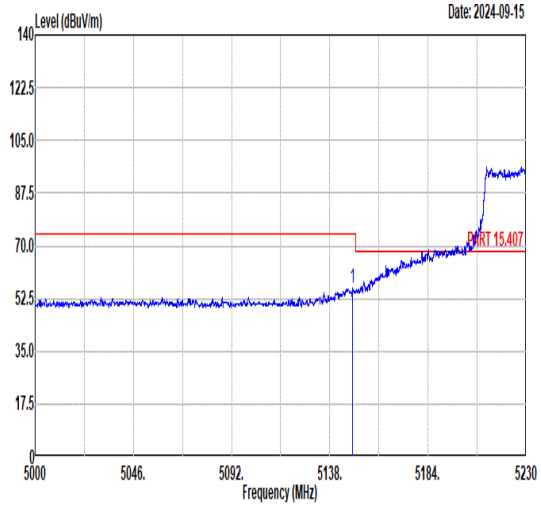 Freq Level Limit Line Margin (dB) Read Level Ant Factor Cable Loss Preamp Factor APos TPos Remark MHz dBuV/m dBuV/m dBuV dB/m dB dB cm deg 1 5148.72 55.89 74.00 -18.11 41.71 34.87 11.09 31.78 382 349 PEAK	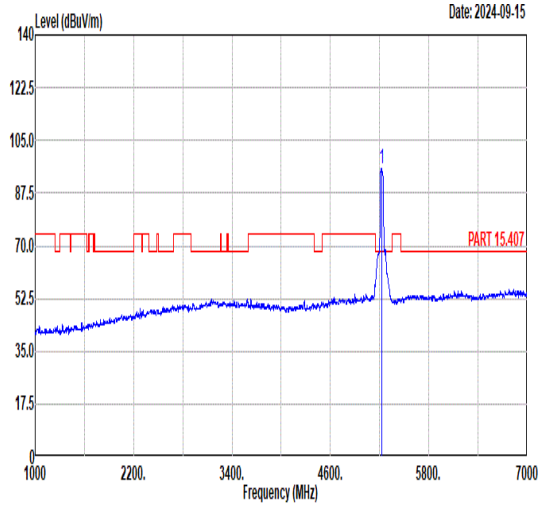 Freq Level Limit Line Margin (dB) Read Level Ant Factor Cable Loss Preamp Factor APos TPos Remark MHz dBuV/m dBuV/m dBuV dB/m dB dB cm deg 1 5230.00 95.49 ------ ------ 81.46 34.86 11.04 31.87 382 349 PEAK
Avg	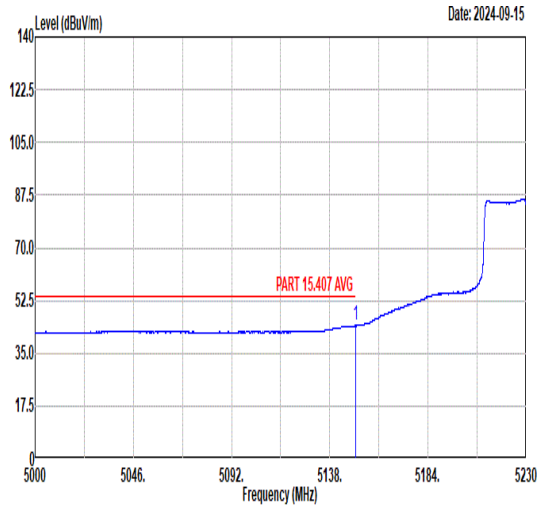 Freq Level Limit Line Margin (dB) Read Level Ant Factor Cable Loss Preamp Factor APos TPos Remark MHz dBuV/m dBuV/m dBuV dB/m dB dB cm deg 1 5149.98 44.19 54.00 -9.81 30.02 34.87 11.08 31.78 382 349 AVERAGE	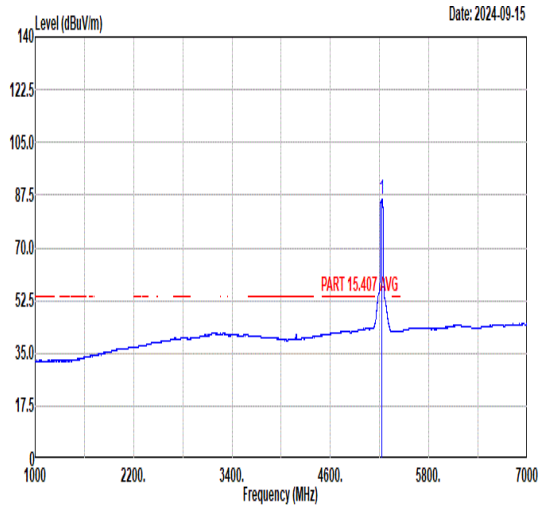 Freq Level Limit Line Margin (dB) Read Level Ant Factor Cable Loss Preamp Factor APos TPos Remark MHz dBuV/m dBuV/m dBuV dB/m dB dB cm deg 1 5230.00 86.34 ------ ------ 72.33 34.85 11.04 31.88 382 349 AVERAGE

Mode	36	
	Band Edge - R	
	U-NII-1_5.15-5.25_802.11ax HE40_CH46_5230MHz	
ANT	1	
Pol.	Vertical	Fundamental
Peak	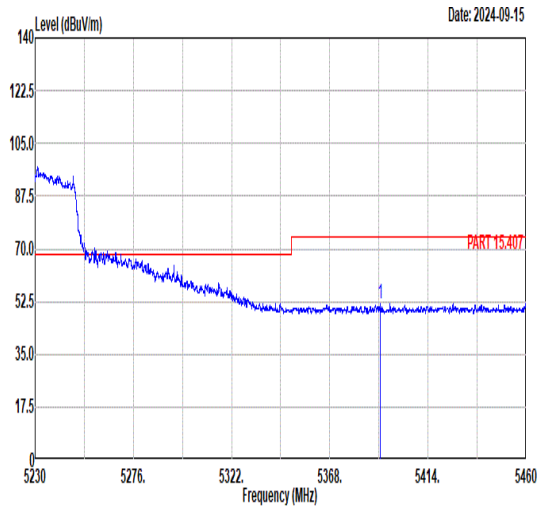 Freq Level Limit Line Margin (dB) Read Level Ant Factor Cable Loss Preamp Factor APos TPos Remark MHz dBuV/m dBuV/m dBuV dB/m dB dB cm deg 1 5391.60 51.81 74.00 -22.19 38.16 34.82 10.91 32.08 382 349 PEAK	Blank
Avg	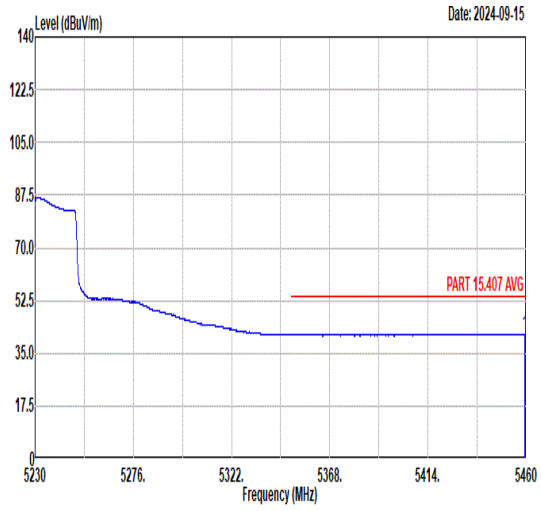 Freq Level Limit Line Margin (dB) Read Level Ant Factor Cable Loss Preamp Factor APos TPos Remark MHz dBuV/m dBuV/m dBuV dB/m dB dB cm deg 1 5459.20 41.42 54.00 -12.58 27.65 34.81 11.12 32.16 382 349 AVERAGE	Blank

Mode	36	
	Harmonic	
	U-NII-1_5.15-5.25_802.11ax HE40_CH46_5230MHz	
ANT	1	
Pol.	Horizontal	Vertical
Peak Avg	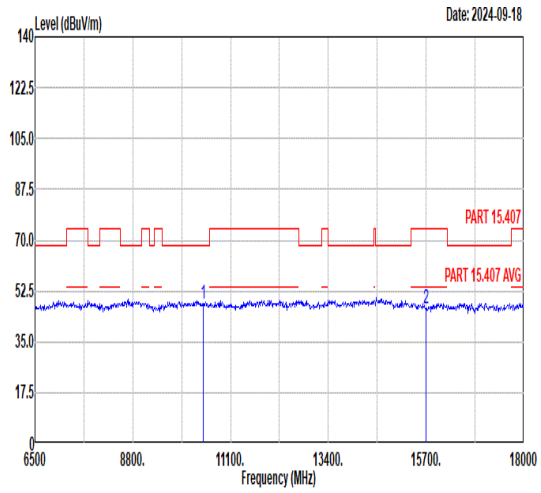 Freq Level Limit Line Margin Read Level Ant Factor Cable Loss Preamp Factor APos TPos Remark MHz dBuV/m dBuV/m dB dBuV dB/m dB dB cm deg 1 10460.00 48.25 68.30 -20.05 45.35 39.48 14.21 50.79 --- --- Peak 2 15690.00 46.48 74.00 -27.52 39.15 41.91 16.97 51.55 --- --- Peak	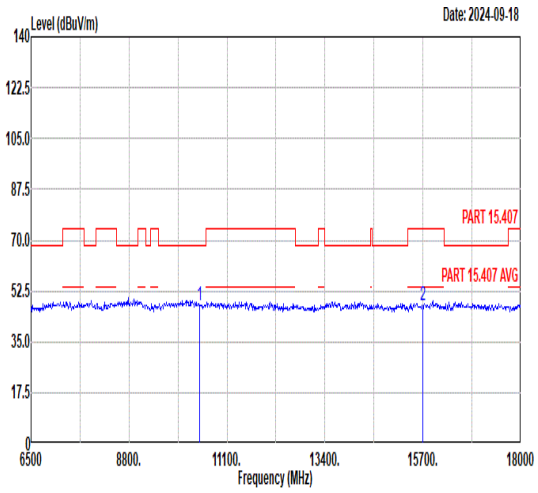 Freq Level Limit Line Margin Read Level Ant Factor Cable Loss Preamp Factor APos TPos Remark MHz dBuV/m dBuV/m dB dBuV dB/m dB dB cm deg 1 10460.00 47.76 68.30 -20.54 44.86 39.48 14.21 50.79 --- --- Peak 2 15690.00 47.49 74.00 -26.51 40.16 41.91 16.97 51.55 --- --- Peak

Mode	37	
	Band Edge - L	
	U-NII-2A_5.25-5.35_802.11ax HE40_CH54_5270MHz	
ANT	1	
Pol.	Horizontal	Fundamental
Peak	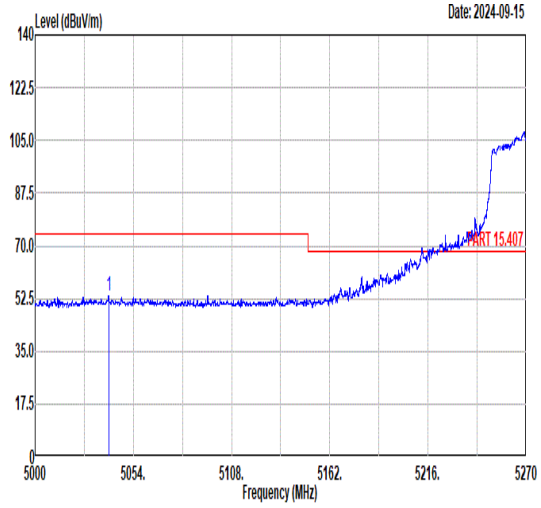 Freq Level Limit Line Margin Read Level Ant Factor Cable Loss Preamp Factor APos TPos Remark MHz dBuV/m dBuV/m dB dBuV dB/m dB dB cm deg 1 5040.39 53.55 74.00 -20.45 39.16 34.89 11.15 31.65 387 82 PEAK	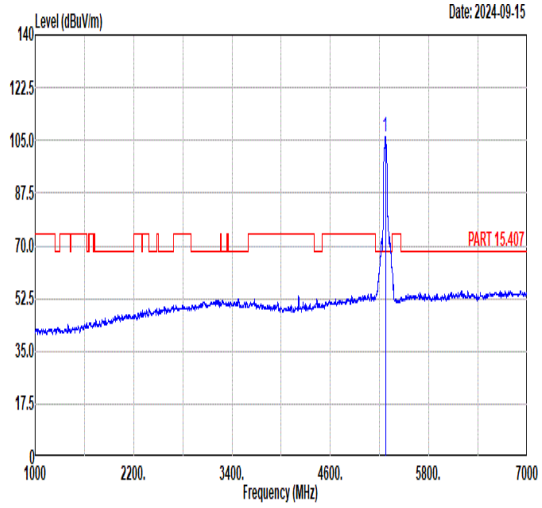 Freq Level Limit Line Margin Read Level Ant Factor Cable Loss Preamp Factor APos TPos Remark MHz dBuV/m dBuV/m dB dBuV dB/m dB dB cm deg 1 5270.00 106.44 ------ ------ 92.51 34.85 11.01 31.93 387 82 PEAK
Avg	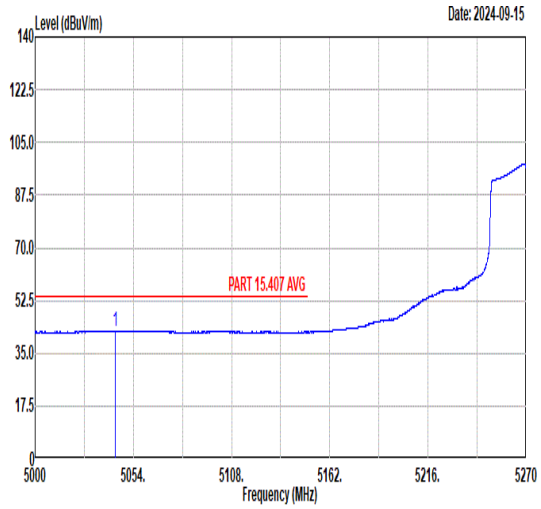 Freq Level Limit Line Margin Read Level Ant Factor Cable Loss Preamp Factor APos TPos Remark MHz dBuV/m dBuV/m dB dBuV dB/m dB dB cm deg 1 5043.90 42.47 54.00 -11.53 28.09 34.89 11.14 31.65 387 82 AVERAGE	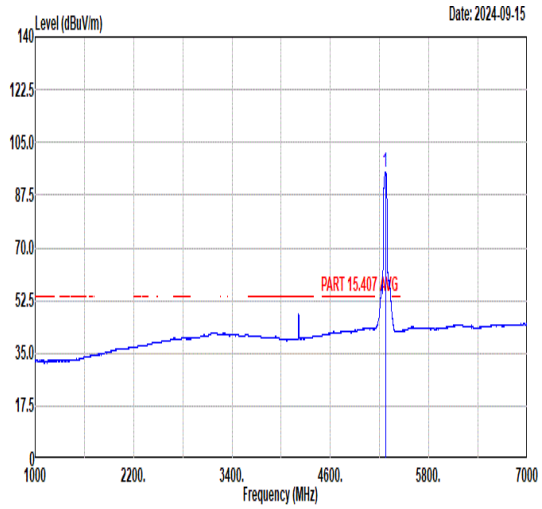 Freq Level Limit Line Margin Read Level Ant Factor Cable Loss Preamp Factor APos TPos Remark MHz dBuV/m dBuV/m dB dBuV dB/m dB dB cm deg 1 5270.00 95.25 ------ ------ 81.32 34.85 11.01 31.93 387 82 AVERAGE

Mode	37	
	Band Edge - R	
	U-NII-2A_5.25-5.35_802.11ax HE40_CH54_5270MHz	
ANT	1	
Pol.	Horizontal	Fundamental
Peak	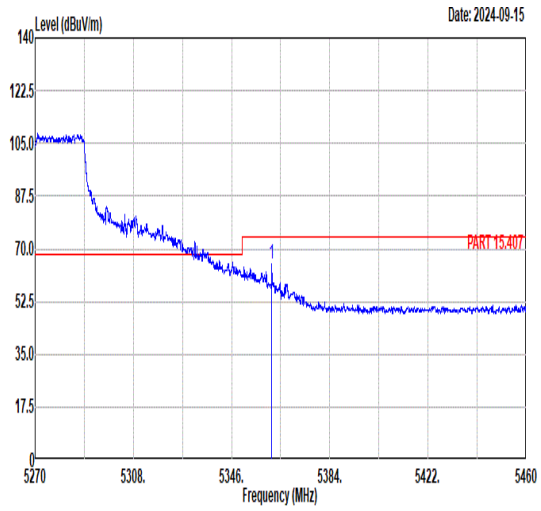 Freq Level Limit Line Margin Read Level Ant Factor Cable Loss Preamp Factor APos TPos Remark MHz dBuV/m dBuV/m dB dBuV dB/m dB dB cm deg 1 5361.50 64.98 74.00 -9.02 51.25 34.83 10.94 32.04 387 82 PEAK	Blank
Avg	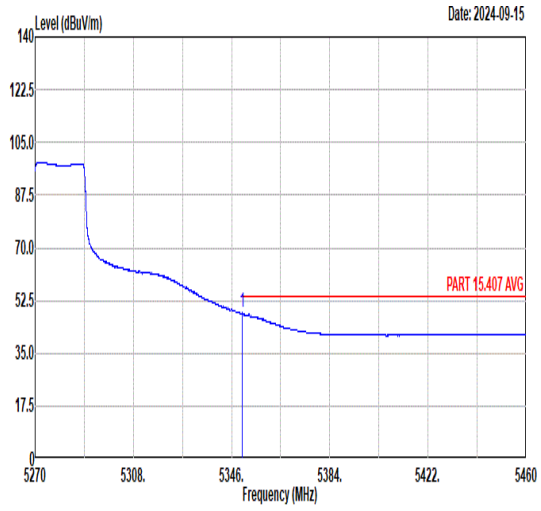 Freq Level Limit Line Margin Read Level Ant Factor Cable Loss Preamp Factor APos TPos Remark MHz dBuV/m dBuV/m dB dBuV dB/m dB dB cm deg 1 5350.09 48.49 54.00 -5.51 34.75 34.83 10.94 32.03 387 82 AVERAGE	Blank

Mode	37	
	Band Edge - L	
	U-NII-2A_5.25-5.35_802.11ax HE40_CH54_5270MHz	
ANT	1	
Pol.	Vertical	Fundamental
Peak	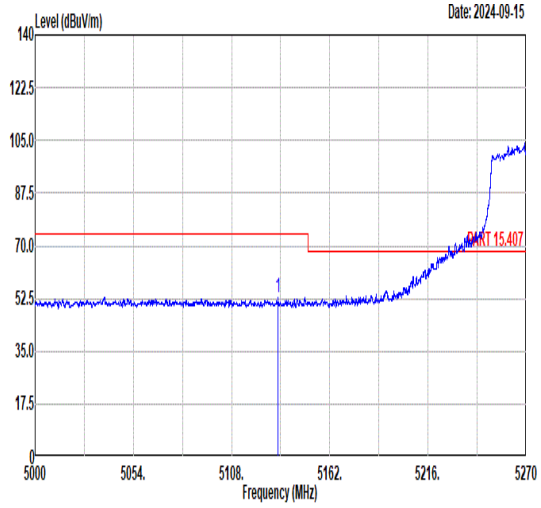 Freq Level Limit Line Margin Read Level Ant Factor Cable Loss Preamp Factor APos TPos Remark MHz dBuV/m dBuV/m dB dBuV dB/m dB dB cm deg 1 5133.52 53.02 74.00 -20.98 38.82 34.87 11.09 31.76 367 344 PEAK	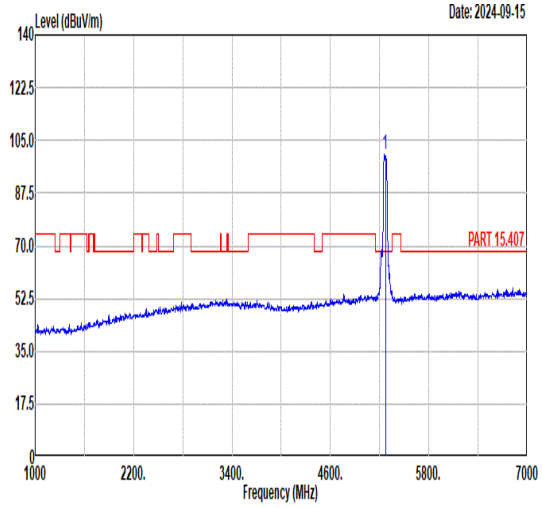 Freq Level Limit Line Margin Read Level Ant Factor Cable Loss Preamp Factor APos TPos Remark MHz dBuV/m dBuV/m dB dBuV dB/m dB dB cm deg 1 5270.00 100.62 ------ ------ 86.66 34.85 11.02 31.91 367 344 PEAK
Avg	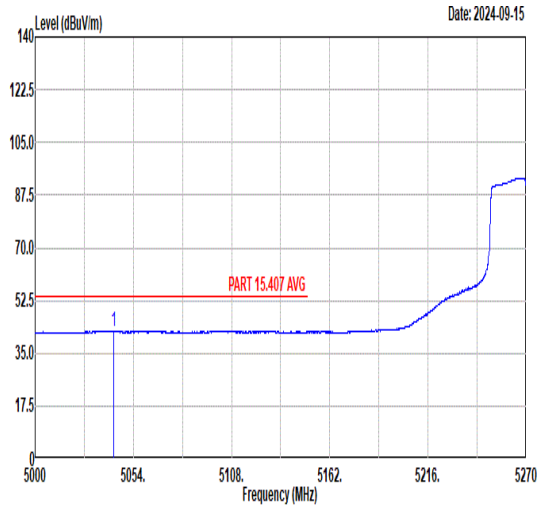 Freq Level Limit Line Margin Read Level Ant Factor Cable Loss Preamp Factor APos TPos Remark MHz dBuV/m dBuV/m dB dBuV dB/m dB dB cm deg 1 5043.09 42.33 54.00 -11.67 27.94 34.89 11.15 31.65 367 344 AVERAGE	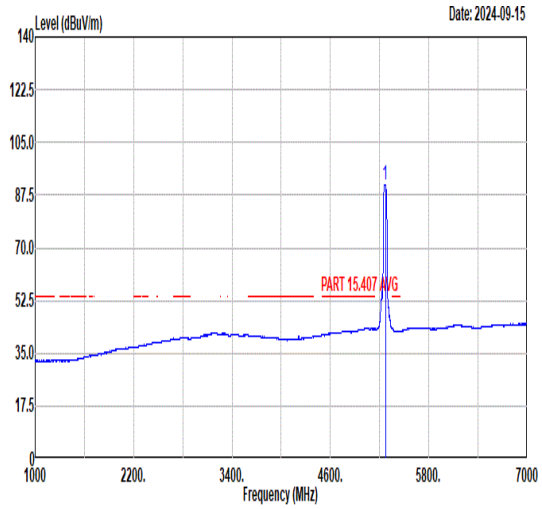 Freq Level Limit Line Margin Read Level Ant Factor Cable Loss Preamp Factor APos TPos Remark MHz dBuV/m dBuV/m dB dBuV dB/m dB dB cm deg 1 5270.00 91.01 ------ ------ 77.07 34.85 11.01 31.92 367 344 AVERAGE

Mode	37	
	Band Edge - R	
	U-NII-2A_5.25-5.35_802.11ax HE40_CH54_5270MHz	
ANT	1	
Pol.	Vertical	Fundamental
Peak	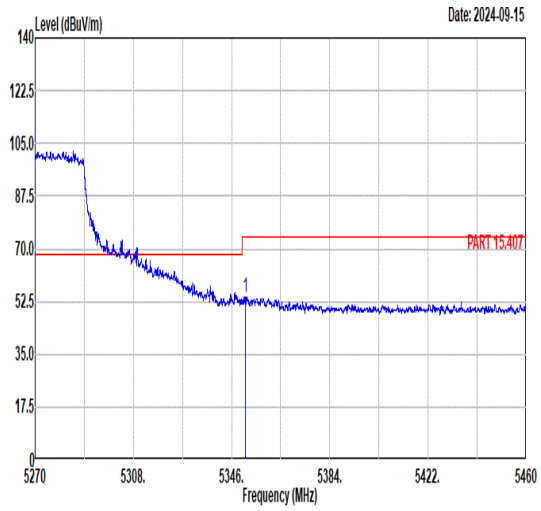 Freq Level Limit Line Margin Read Level Ant Factor Cable Loss Preamp Factor APos TPos Remark MHz dBuV/m dBuV/m dB dBuV dB/m dB dB cm deg 1 5351.23 54.10 74.00 -19.90 40.36 34.83 10.94 32.03 367 344 PEAK	Blank
Avg	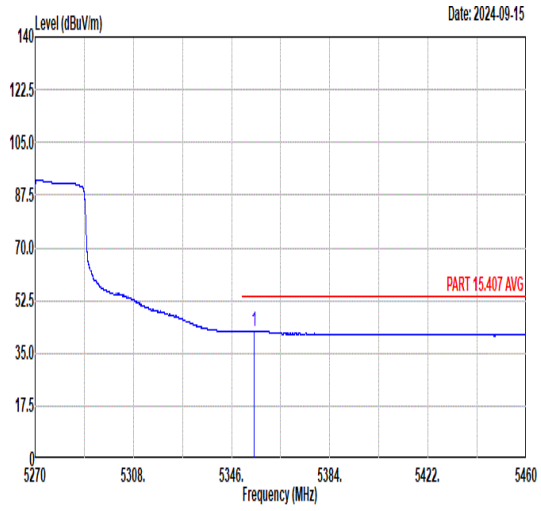 Freq Level Limit Line Margin Read Level Ant Factor Cable Loss Preamp Factor APos TPos Remark MHz dBuV/m dBuV/m dB dBuV dB/m dB dB cm deg 1 5354.65 42.43 54.00 -11.57 28.69 34.83 10.94 32.03 367 344 AVERAGE	Blank

Mode	37	
	Harmonic	
	U-NII-2A_5.25-5.35_802.11ax HE40_CH54_5270MHz	
ANT	1	
Pol.	Horizontal	Vertical
Peak Avg	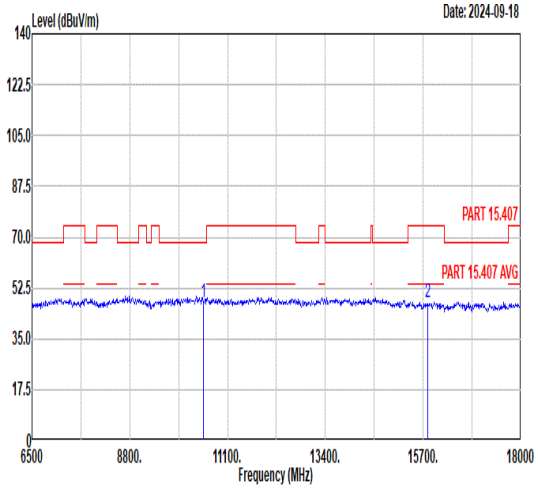 Freq Level Limit Line Margin Read Level Ant Factor Cable Loss Preamp Factor APos TPos Remark MHz dBuV/m dBuV/m dB dBuV dB/m dB dB cm deg 1 10540.00 47.78 68.30 -20.52 44.83 39.49 14.26 50.80 --- --- Peak 2 15810.00 47.34 74.00 -26.66 39.94 41.99 17.06 51.65 --- --- Peak	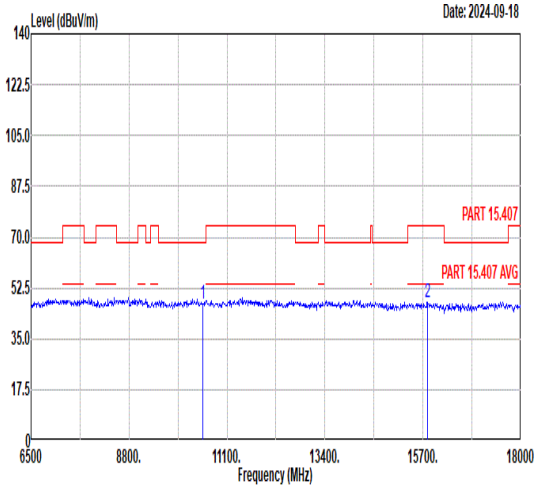 Freq Level Limit Line Margin Read Level Ant Factor Cable Loss Preamp Factor APos TPos Remark MHz dBuV/m dBuV/m dB dBuV dB/m dB dB cm deg 1 10540.00 47.19 68.30 -21.11 44.24 39.49 14.26 50.80 --- --- Peak 2 15810.00 47.51 74.00 -26.49 40.11 41.99 17.06 51.65 --- --- Peak

Mode	38	
	Band Edge - L	
	U-NII-2A_5.25-5.35_802.11ax HE40_CH62_5310MHz	
ANT	1	
Pol.	Horizontal	Fundamental
Peak	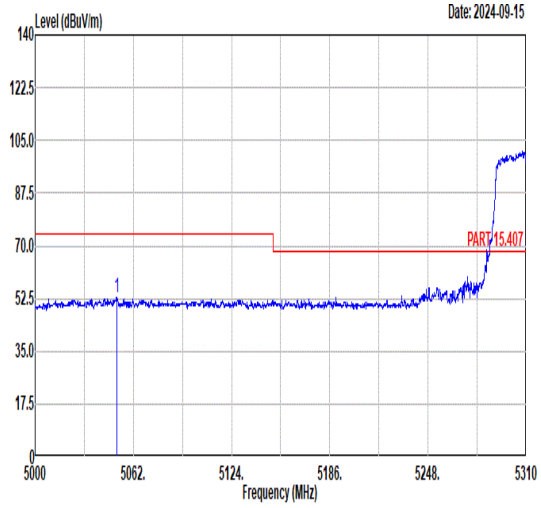 Freq Level Limit Line Margin Read Level Ant Factor Cable Loss Preamp Factor APos TPos Remark MHz dBuV/m dBuV/m dB dBuV dB/m dB dB cm deg 1 5051.65 52.83 74.00 -21.17 38.46 34.89 11.14 31.66 381 77 PEAK	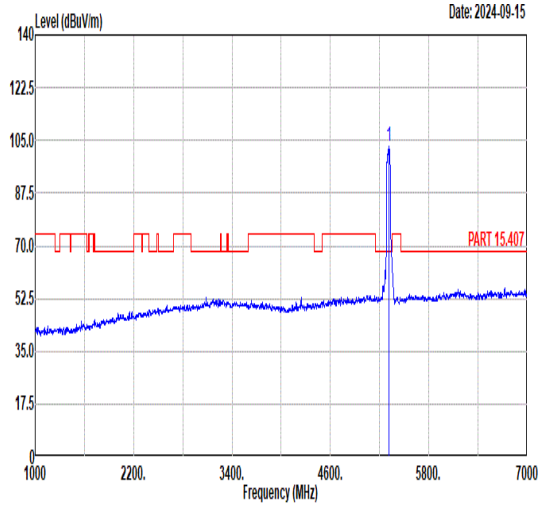 Freq Level Limit Line Margin Read Level Ant Factor Cable Loss Preamp Factor APos TPos Remark MHz dBuV/m dBuV/m dB dBuV dB/m dB dB cm deg 1 5310.00 103.27 ------ ------ 89.44 34.84 10.97 31.98 381 77 PEAK
Avg	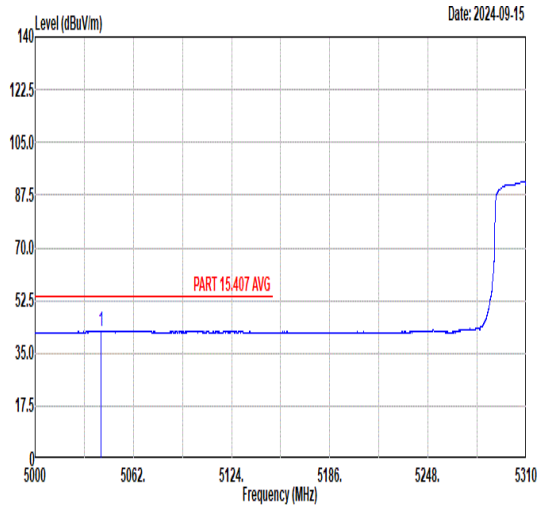 Freq Level Limit Line Margin Read Level Ant Factor Cable Loss Preamp Factor APos TPos Remark MHz dBuV/m dBuV/m dB dBuV dB/m dB dB cm deg 1 5041.73 42.30 54.00 -11.70 27.91 34.89 11.15 31.65 381 77 AVERAGE	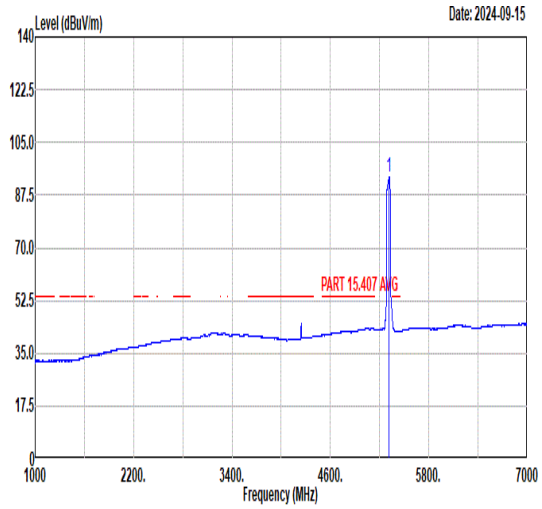 Freq Level Limit Line Margin Read Level Ant Factor Cable Loss Preamp Factor APos TPos Remark MHz dBuV/m dBuV/m dB dBuV dB/m dB dB cm deg 1 5310.00 93.54 ------ ------ 79.72 34.84 10.97 31.99 381 77 AVERAGE

Mode	38	
	Band Edge - R	
	U-NII-2A_5.25-5.35_802.11ax HE40_CH62_5310MHz	
ANT	1	
Pol.	Horizontal	Fundamental
Peak	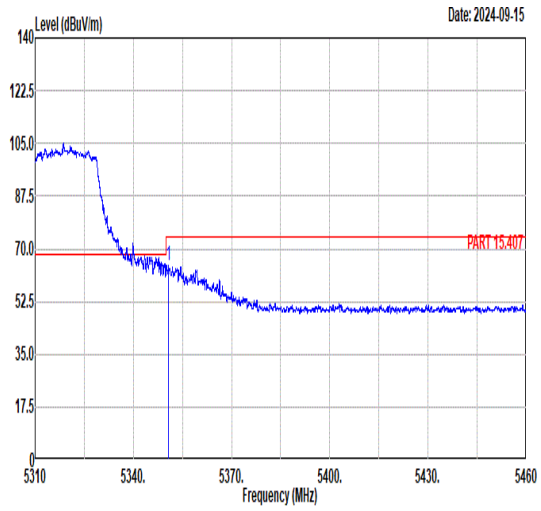 Freq Level Limit Line Margin Read Level Ant Factor Cable Loss Preamp Factor APos TPos Remark MHz dBuV/m dBuV/m dB dBuV dB/m dB dB cm deg 1 5350.73 64.65 74.00 -9.35 50.91 34.83 10.94 32.03 381 77 PEAK	Blank
Avg	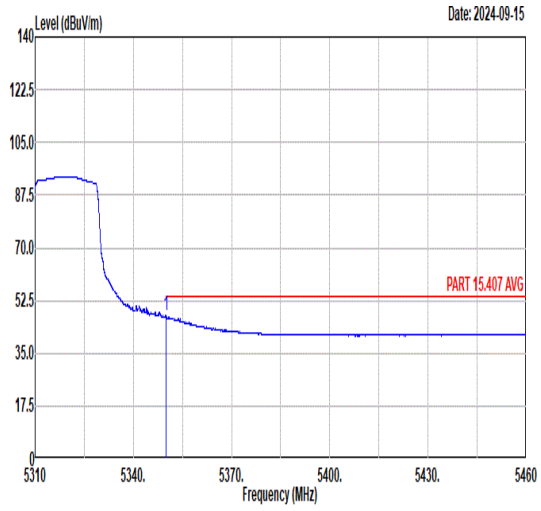 Freq Level Limit Line Margin Read Level Ant Factor Cable Loss Preamp Factor APos TPos Remark MHz dBuV/m dBuV/m dB dBuV dB/m dB dB cm deg 1 5350.01 47.50 54.00 -6.50 33.76 34.83 10.94 32.03 381 77 AVERAGE	Blank

Mode	38	
	Band Edge - L	
	U-NII-2A_5.25-5.35_802.11ax HE40_CH62_5310MHz	
ANT	1	
Pol.	Vertical	Fundamental
Peak	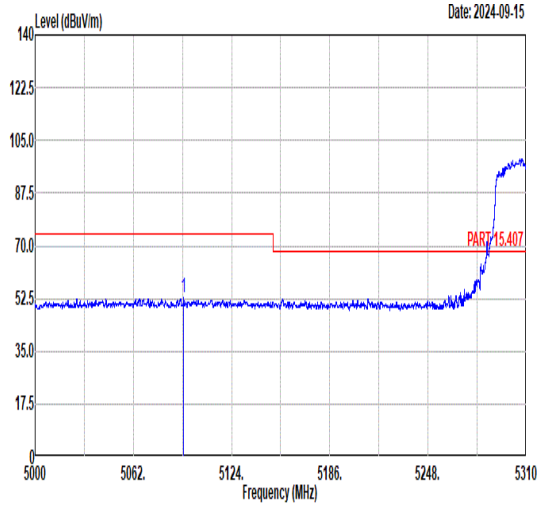 Freq Level Limit Line Margin Read Level Ant Factor Cable Loss Preamp Factor APos TPos Remark MHz dBuV/m dBuV/m dB dBuV dB/m dB dB cm deg 1 5093.81 52.92 74.00 -21.08 38.63 34.88 11.12 31.71 400 348 PEAK	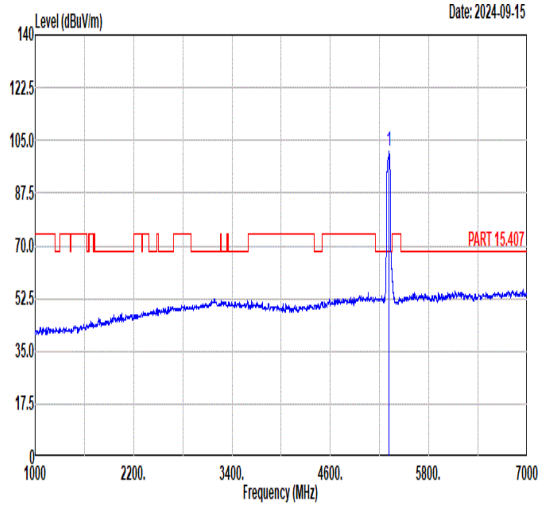 Freq Level Limit Line Margin Read Level Ant Factor Cable Loss Preamp Factor APos TPos Remark MHz dBuV/m dBuV/m dB dBuV dB/m dB dB cm deg 1 5310.00 101.33 ------ ------ 87.51 34.84 10.97 31.99 400 348 PEAK
Avg	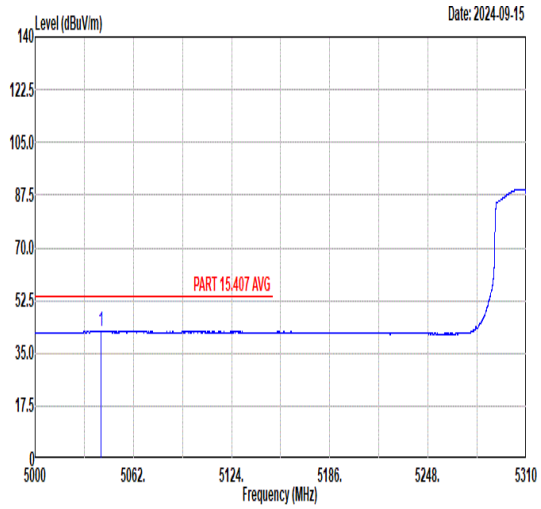 Freq Level Limit Line Margin Read Level Ant Factor Cable Loss Preamp Factor APos TPos Remark MHz dBuV/m dBuV/m dB dBuV dB/m dB dB cm deg 1 5041.73 42.30 54.00 -11.70 27.91 34.89 11.15 31.65 400 348 AVERAGE	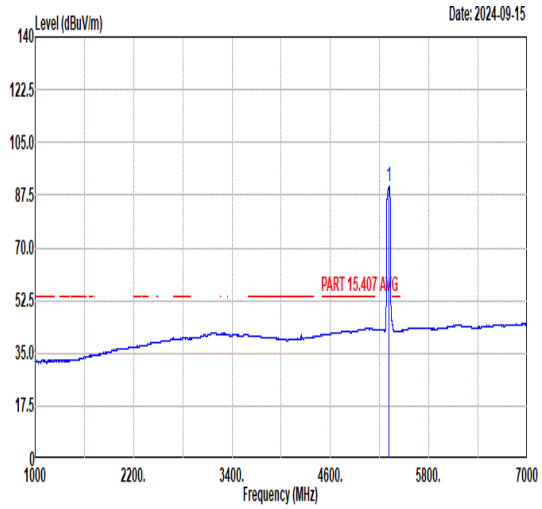 Freq Level Limit Line Margin Read Level Ant Factor Cable Loss Preamp Factor APos TPos Remark MHz dBuV/m dBuV/m dB dBuV dB/m dB dB cm deg 1 5310.00 90.35 ------ ------ 76.53 34.84 10.97 31.99 400 348 AVERAGE

Mode	38	
	Band Edge - R	
	U-NII-2A_5.25-5.35_802.11ax HE40_CH62_5310MHz	
ANT	1	
Pol.	Vertical	Fundamental
Peak	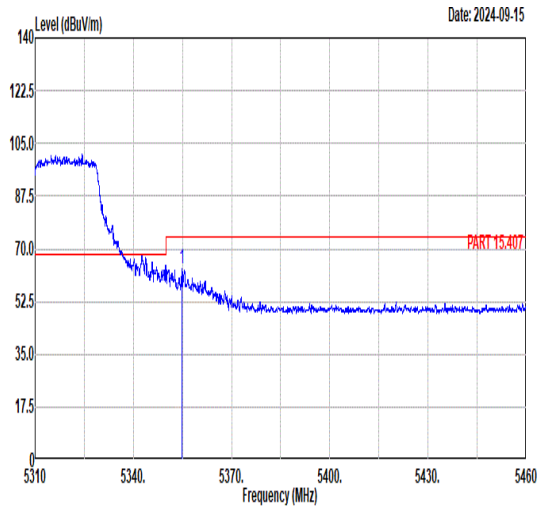 Freq Level Limit Line Margin Read Level Ant Factor Cable Loss Preamp Factor APos TPos Remark MHz dBuV/m dBuV/m dB dBuV dB/m dB dB cm deg 1 5354.79 63.35 74.00 -10.65 49.62 34.83 10.94 32.04 400 348 PEAK	Blank
Avg	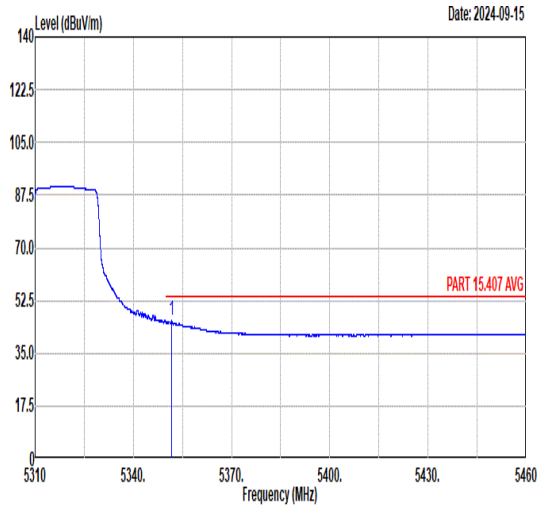 Freq Level Limit Line Margin Read Level Ant Factor Cable Loss Preamp Factor APos TPos Remark MHz dBuV/m dBuV/m dB dBuV dB/m dB dB cm deg 1 5351.63 46.22 54.00 -7.78 32.48 34.83 10.94 32.03 400 348 AVERAGE	Blank