

Test Report

TEST PROCEDURES AND TEST SITE DESCRIPTION

FCC ID: AMWUP009

MODEL: EXT3165(XX) for base unit

MEASUREMENT ITEMS

Section No.

5-1 Field Strength of Radiated Emissions

15.249(a)(b)
15.205 / 15.209

5-2 Power Line Conducted Emissions

15.207

SUPPLEMENT DATA - BAND EDGE EMISSIONS

5-1 Field Strength of Radiated Emissions

15.249(a)(b)

15.205 / 15.209

The measurements were performed in accordance with the ANSI C63.4-1992. Field Strength measurements of radiated spurious emissions were made at the open test site of a 3 meter range maintained by Uniden Corporation in Japan. Complete description and measurement data of this test site have been placed on file with the Commission.

The radio frequency spectrum was scanned in the range of 30 MHz to the 10th harmonic in accordance with the section 15.33(a) of the FCC Rules. The frequency below 1 GHz, the measurement was carried out by using CISPR quasi-peak detector, AGILENT E7400A the Spectrum Analyzer in accordance with the sections 15.33(a) and 15.35(a). The frequency above 1 GHz, using the AGILENT E7400A Spectrum Analyzer in accordance with the section 15.35(b) carried out the measurement.

A bilog antenna CBL6112A was used to cover the range from 30 MHz to 1000 MHz. Narrowband tuned dipole antennas were used over the entire 30 to 1000 MHz range for precision measurements of field strength. Above 1000 MHz, a horn antenna EMCO 3115 was used.

For each spurious or harmonic frequency, the antenna was raised and lowered to obtain a maximum reading on the Spectrum Analyzer with antenna horizontally polarized. Then the turntable, on which the equipment under test was placed, was rotated a minimum of 360 degrees to further increase the reading on the Spectrum Analyzer.

For testing small and/or handheld product, the measurement was performed in 3 orthogonal planes(X, Y, Z). This procedure was repeated with the antenna vertically polarized. The equipment under test was placed in its normal operating position on a turntable approximately 1 meter in height.

In order to convert the measured emission levels into field strength in dBuV/m, the actual field strength (Ef) is determined by algebraically adding the measured emission level (Em) and the antenna correction factor (ACF) including the cable loss at the appropriate frequency. $E_f \text{ [dBuV/m]} = E_m \text{ [dBuV/m]} + ACF \text{ [dB]}$

FCC Limits:

- a) Fundamental emission: 94 dBuV/m (50,000 uV/m)
- b) Spurious emissions:

30 - 88 MHz	40 dBuV/m	(100 uV/m)
88 - 216 MHz	43.5 dBuV/m	(150 uV/m)
216 - 960 MHz	46 dBuV/m	(200 uV/m)
Above 960 MHz	54 dBuV/m	(500 uV/m)

Test Results: Refer to the attached test reports. All emissions

not reported were more than 20 dB below the limits.

NOTE:

For measurement of the handset, all of the testing were made with the internal battery that is fully charged.

For measurement of base unit, all of the testing were made with the AC Adapter which connected to a standard voltage source.

5-2 Power Line Conducted Emissions

15.207

The measurements were performed in accordance with the ANSI C63.4-1992. During the measurements, a standard voltage source is fed into the unit under test through a power line impedance stabilization network.

FCC Limits:

The radio frequency voltage that is conducted back into the AC power line on any frequencies within the band from 450kHz to 30MHz shall not exceed 250uV (48 dBuV).

Test Results: Refer to the attached test reports. All emissions not reported were more than 20 dB below the limits.

NOTE:

Regarding the Handset, this FCC requirement is not applicable to it since the Handset is intended to use the battery only.

SUPPLEMENT DATA - BAND EDGE EMISSION

Attached data show the handset's transmission on lowest channel and base unit's transmission on highest channel.

At the outside of emission bands, those emissions are well reduced against the operational channel frequency of the units.

TEST CONDITIONS:

Modulation : 1000 Hz

Max. Deviation:

+/- 100 kHz Dev. for Base unit (2.4GHz BAND)

5-1 Field Strength of Radiated Emissions (Test Result)

a) Base unit: Fundamental Emissions

Emission (MHz)	FSM Reading (dBuV)	Amplifier Gain (dB)	Measured Level		ACF (dB)	Field Strength (dBuV/m)	FCC Limit (dBuV/m)	Margin (dB)
			(dBuV)	(V/H)				
2407.542305	49.9	0.0	49.9	V	40.0	89.9	94.0	4.1
2413.508213	50.5	0.0	50.5	V	40.0	90.5	94.0	3.5

b) Base unit: Spurious Emissions

Transmitting Frequency: 2410.226964MHz								
Emission (MHz)	FSM Reading (dBuV)	Amplifier Gain (dB)	Measured Level		ACF (dB)	Field Strength (dBuV/m)	FCC Limit (dBuV/m)	Margin (dB)
			(dBuV)	(V/H)				
401.7045	45.2	29.2	16.0	H	19.6	35.6	46.0	10.4
468.0752	43.5	29.2	14.3	H	21.9	36.2	46.0	9.8
803.4090	42.2	29.1	13.1	H	25.5	38.6	46.0	7.4
1606.8180	37.2	29.0	8.2	V	37.5	45.7	54.0	8.3
4017.0449	29.9	28.5	1.4	H	49.7	51.1	54.0	2.9
4820.4539	22.1	27.0	-4.9	H	53.6	48.7	54.0	5.3

NOTE:

- 1) All emissions not reported were more than 20 dB below the FCC limit.
- 2) For testing small and/or handheld product, the measurement was performed in 3 orthogonal planes(X, Y, Z).

5-2 Power Line Conducted Emissions

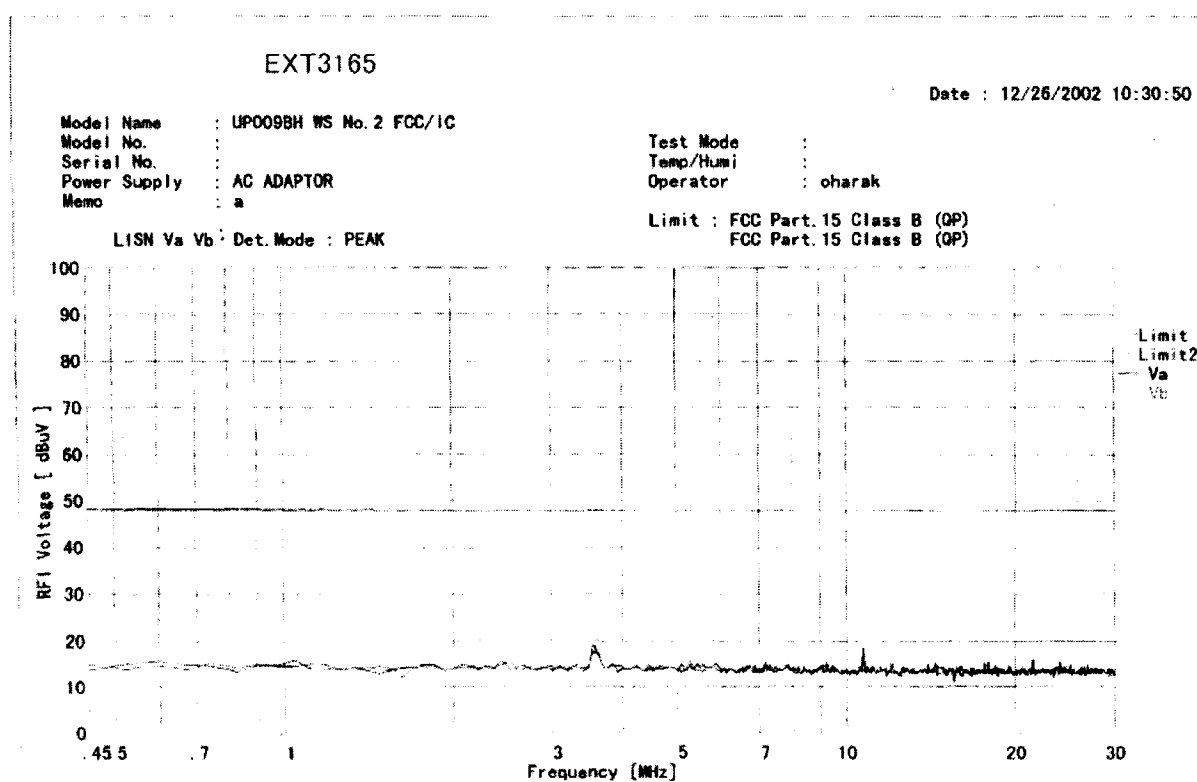
15.207

Test Result

<u>Transmitting frequency</u>	<u>Emissions Frequency</u>	<u>Measured Level</u>
-------------------------------	----------------------------	-----------------------

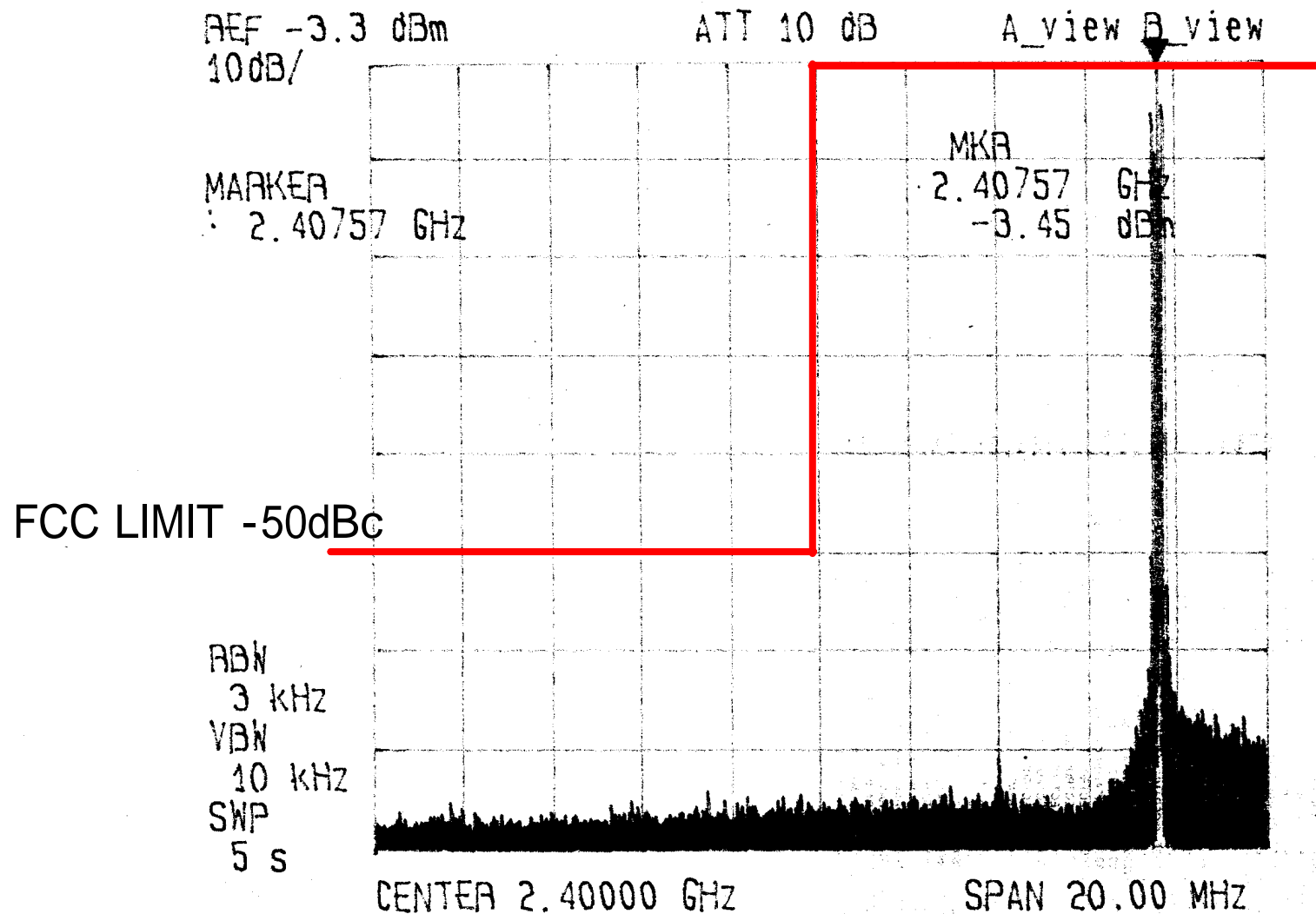
2410.226964MHz	NO EMISSIONS EXCEEDS 20dB BELOW THE FCC LIMIT.	
----------------	---	--

All emissions not reported were more than 20 dB below the FCC limit.



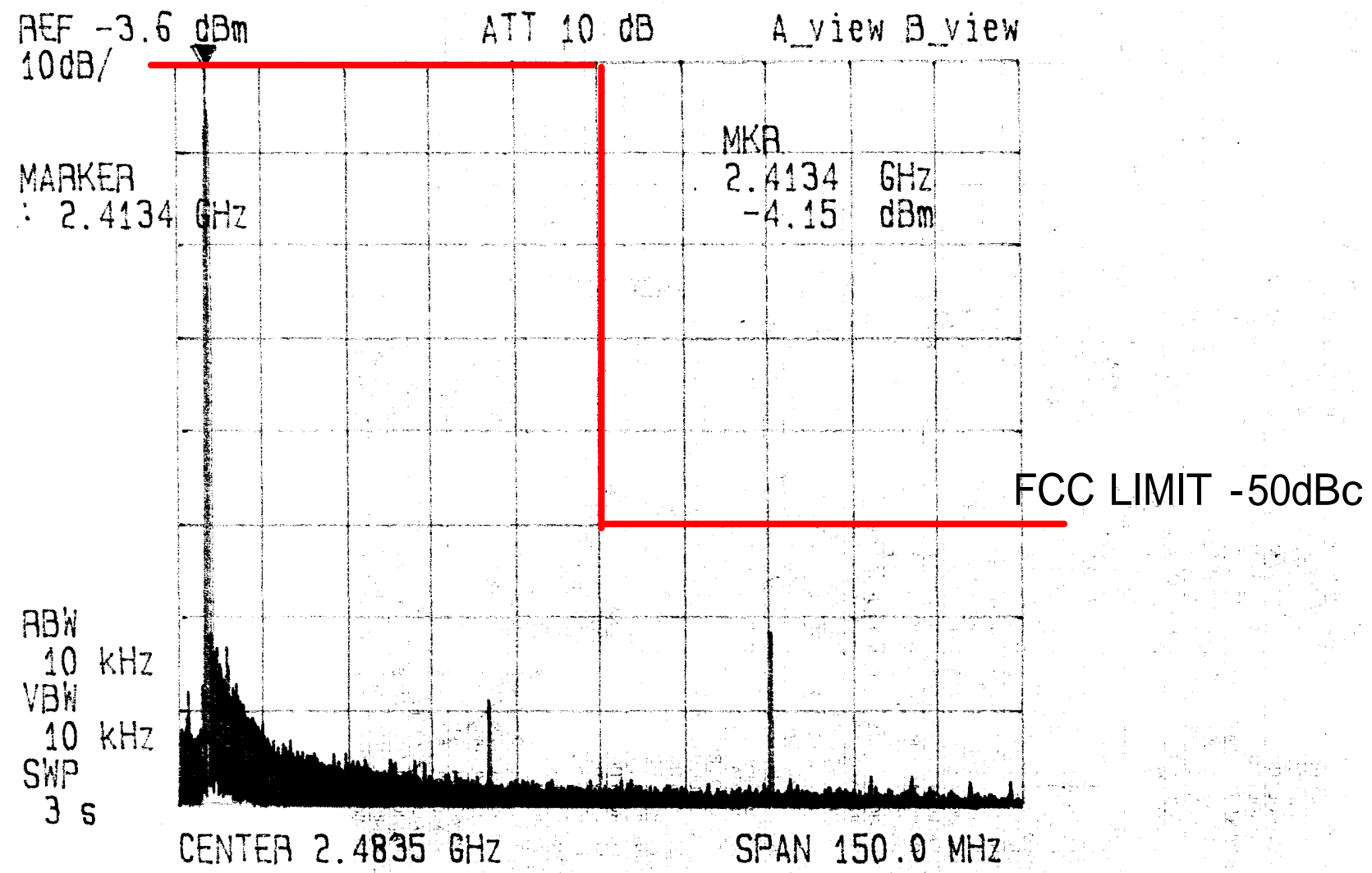
Band edge emissions
Base unit CH1

EXT3165 BASE
CH1 MAX Dev
1kHz $\pm 100\text{kHzDev}$



Band edge emissions
Base unit CH20

EXT3165 BASE
CH20 MAX Dev
1kHz ± 100kHzDev



LIST OF MEASUREMENT EQUIPMENTS

ENG-NO	TEST EQUIPMENT	TYPE	MFR	SERIAL NO.	Last Calibrtration
1287	AMPLIFIER	AFS30010040020	MITEQ	138315	N/A
1294	ANTENNA (BILOG)	CBL6112A	CHASE	2350	N/A
1602	ANTENNA (DIPOLE)	3120-B1	EMCO	0075	16-Jul-00
1603	ANTENNA (DIPOLE)	3120-B2	EMCO	0076	16-Jul-00
1604	ANTENNA (DIPOLE)	3120-B3	EMCO	0076	16-Jul-00
1560	ANTENNA (HORN)	3115	EMCO	2167	N/A
1388	LISN	KNW407	KYOURITSU	8-833-21	N/A
0682	POWER SUPPLY	AA300	TAKASAGO	31783013	N/A
0857	SPECTRUM ANALYZER	E7400A	AGILENT	US40240145	23-Apr-02
0205	SPECTRUM ANALYZER	R3265	ADVANTEST	25060158	N/A