

Model RM181 Radio Module Power Line Conducted Emission Tests:

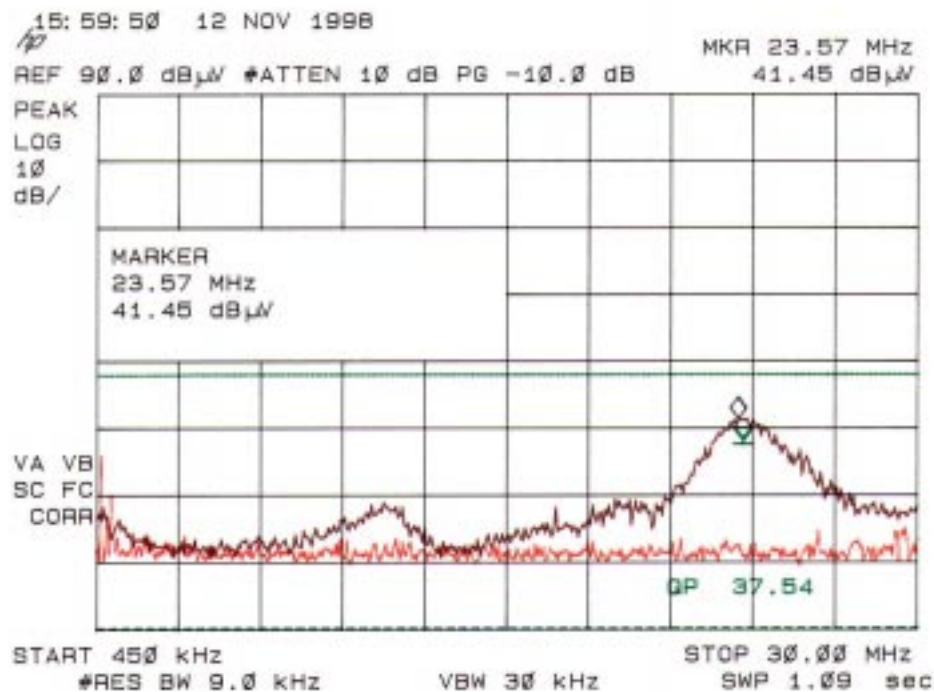
The following tests were performed upon FCC's request on the Panasonic CF-35 laptop host device. They were not included in the original test report, since the transceiver module itself does not have direct power line connection. To demonstrate any potential impact of the module on the host device's power line conducted emissions, the host device was tested with and without the transceiver connected and transmitting.

The plots on the following pages show the conducted emissions in neutral and hot lines, with and without the transceiver.

There were only two significant emissions within 20 dB of the Class B limit line generated by the host laptop. As can be seen on the plots, the transceiver did not have any significant impact on the host emissions.

Detected Emissions:

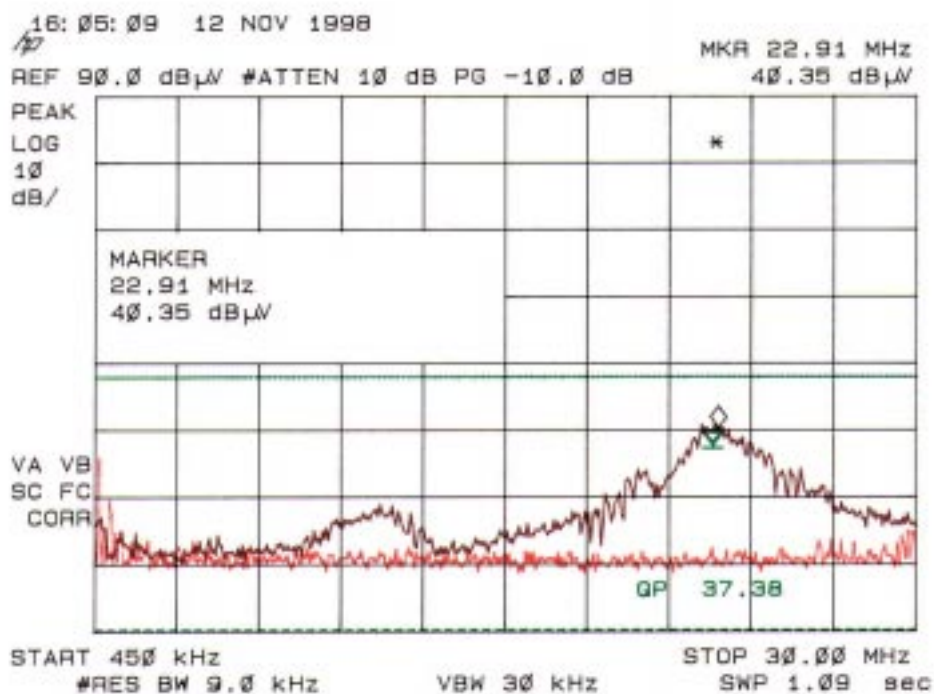
Line	Configuration	Frequency (MHz)	Limit (dBuV)	Peak (dBuV)	QP (dBuV)	Margin (dB)
Neutral	Without Transmitter	23.57	48	41.45	37.54	6.55
Neutral	With Transmitter	22.91	48	40.35	37.38	7.65
Neutral	With Transmitter	20.26	48	33.84	26.13	14.16
Hot	Without Transmitter	23.65	48	40.23	36.44	7.77
Hot	With Transmitter	23.32	48	41.15	37.07	6.85
Hot	With Transmitter	20.03	48	33.62	24.18	14.38



Powerline
Conducted
Emissions

Line:
Neutral

Device:
Host only

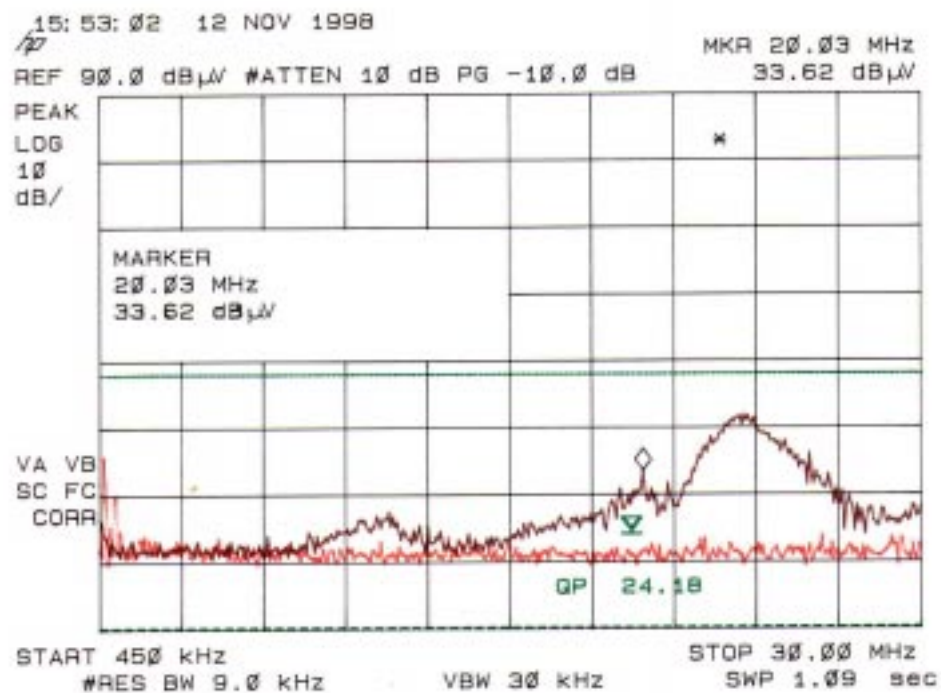
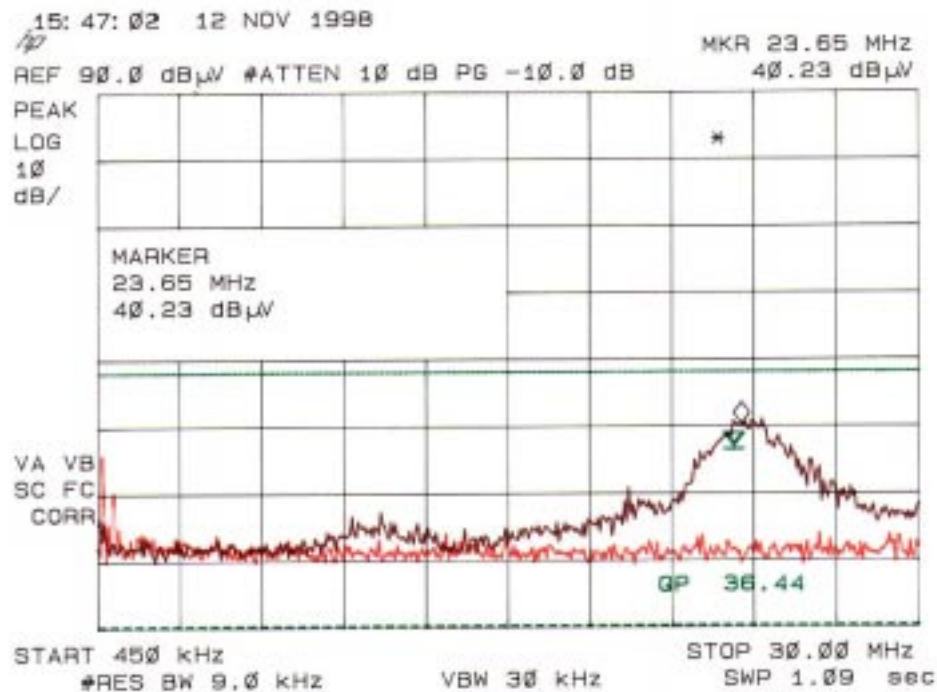


Powerline
Conducted
Emissions

Line:
Neutral

Device:
Host with
Radio

Plot 1 & 2.... Conducted Emissions Neutral Line (w/ and w/o transceiver)



Plot 3 & 4.... Conducted Emissions Hot Line (w/ and w/o transceiver)