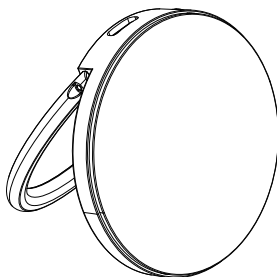
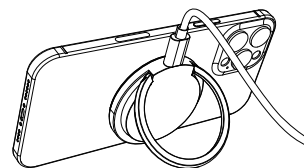


Size:128\*86mm

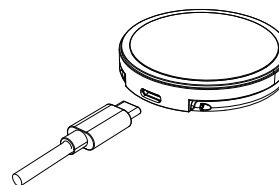
### User Manual



### Charging Stand



### Type-C interface



### Product Parameter:

Product Name: Qi2 wireless charge stand  
Material: ABS + Aluminum + silicone  
Dimension: 59.96 x 9.2mm  
Interface: USB C  
Input: DC5V 3A, DC 9V 2.22A  
Mobile phone output: 5W, 7.5W, 10W, 15W  
Compatible with PD 20W charger or above.

### Step for usage:

- 1.Connect USB Cable to PD Power Adaptor insert the USB end of the Cable into a USB Power adaptor.
  - 2.Connect USB C to wireless charger insert the USB C end of the Cable into the charging port of the Qi Wireless Charger.
  - 3.Place your Qi Enabled device onto pad to charge place your device centrally on the pad to charge.
- The charge icon will appear at the top of your device's screen.

### FCC Statement:

This device complies with Part 15 of the FCC Rules. Operation is subject to the following two conditions:

- (1) This device may not cause harmful interference, and
  - (2) this device must accept any interference received, including interference that may cause undesired operation.
- Warning: Changes or modifications not expressly approved by the party responsible for compliance could void the user's authority to operate the equipment.

Note: This equipment has been tested and found to comply with the limits for a Class B digital device, pursuant to Part 15 of the FCC Rules. These limits are designed to provide reasonable protection against harmful interference in a residential installation.

This equipment generates, uses, and can radiate radio frequency energy and, if not installed and used in accordance with the instructions, may cause harmful interference to radio communications. However, there is no guarantee that interference will not occur in a particular installation. If this equipment does cause harmful interference to radio or television reception, which can be determined by turning the equipment off and on, the user is encouraged to try to correct the interference by one or more of the following measures:

- (1) Rearrange or relocate the receiving antenna.
- (2) Increase the separation between the equipment and receiver.
- (3) Connect the equipment into an outlet on a circuit different from that to which the receiver is connected.
- (4) Consult the dealer or an experienced radio / TV technician for help.

The FCC certification of this device refers to RF exposure testing performed in typical operating conditions, where a person is no closer than 20 centimeters from the device surface at all times, except for non-repetitive patterns with transient time intervals in the order of a second. Only in the stated conditions, the device is shown to fully comply with the FCC RF Exposure requirements of KDB 447498.

Packaging accessories:  
Qi2 wireless charge stand \*1  
USB-C charging cable \*1  
User manual \*1