Mode	31	
	Band Edge - R	
	2400-2483.5_802.11ax HE40_CH06_Full RU_2437MHz	
ANT	5+7	
Pol.	Horizontal	Fundamental
Peak	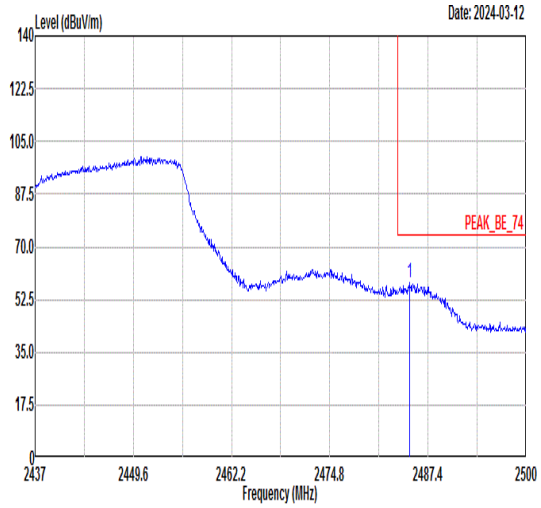 Freq Level Limit Line Margin Read Level Ant Factor Cable Loss Preamp Factor APos TPos Remark MHz dBuV/m dBuV/m dB dBuV dB/m dB dB cm deg 1 2485.01 58.23 74.00 -15.77 55.19 30.70 5.46 33.12 375 24 PEAK	Blank
Avg	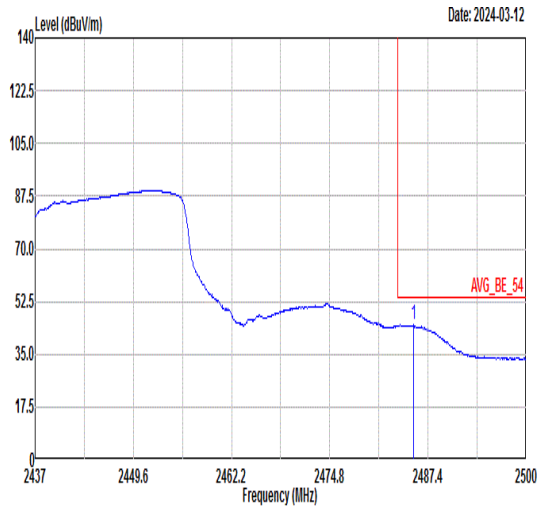 Freq Level Limit Line Margin Read Level Ant Factor Cable Loss Preamp Factor APos TPos Remark MHz dBuV/m dBuV/m dB dBuV dB/m dB dB cm deg 1 2485.57 44.75 54.00 -9.25 41.71 30.70 5.46 33.12 375 24 AVERAGE	Blank

Mode	31	
	Band Edge - L	
	2400-2483.5_802.11ax HE40_CH06_Full RU_2437MHz	
ANT	5+7	
Pol.	Vertical	Fundamental
Peak	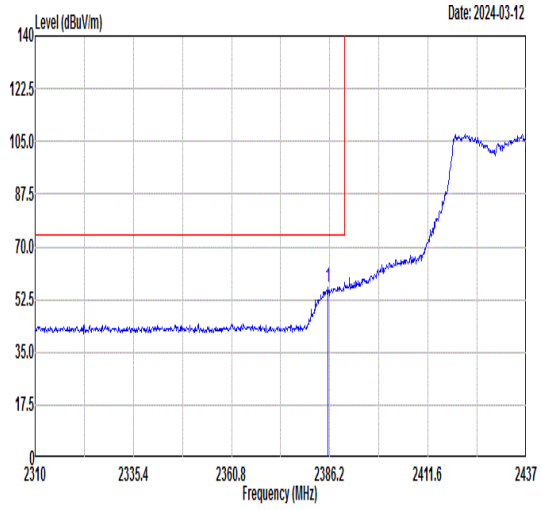 Freq Level Limit Line Margin Read Level Ant Factor Cable Loss Preamp Factor APos TPos Remark 1 2385.69 56.61 74.00 -17.39 53.80 30.72 5.35 33.26 194 261 PEAK	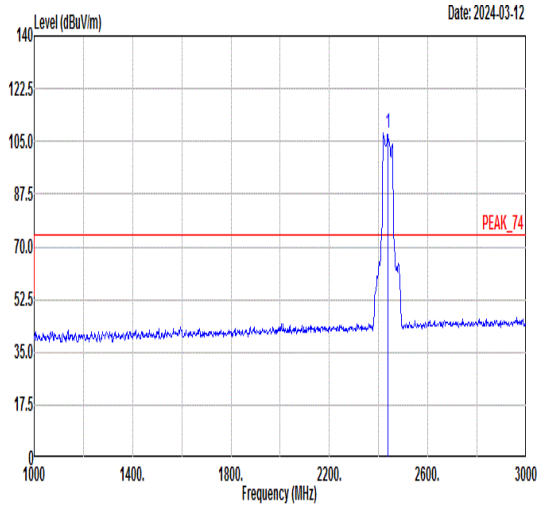 Freq Level Limit Line Margin Read Level Ant Factor Cable Loss Preamp Factor APos TPos Remark 1 2437.00 107.90 ------ ------ 105.00 30.72 5.39 33.21 194 261 PEAK
Avg	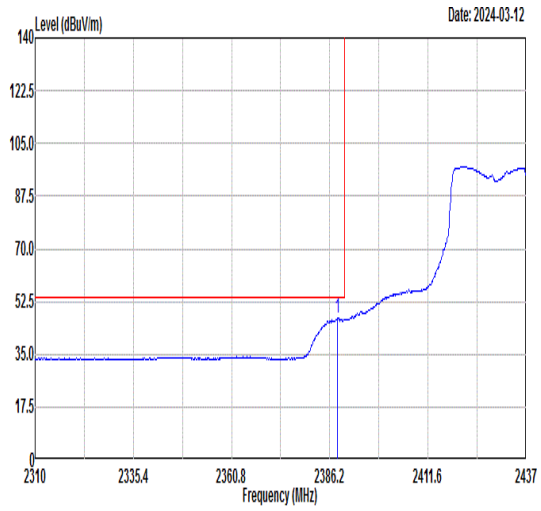 Freq Level Limit Line Margin Read Level Ant Factor Cable Loss Preamp Factor APos TPos Remark 1 2388.11 47.00 54.00 -7.00 44.18 30.72 5.36 33.26 194 261 AVERAGE	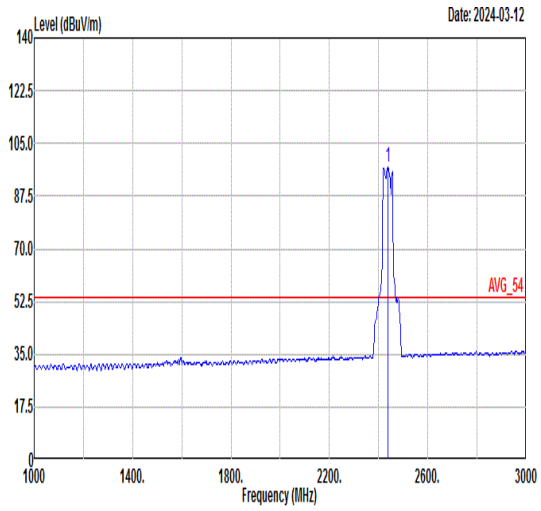 Freq Level Limit Line Margin Read Level Ant Factor Cable Loss Preamp Factor APos TPos Remark 1 2437.00 97.02 ------ ------ 94.09 30.71 5.41 33.19 194 261 AVERAGE

Mode	31	
	Band Edge - R	
	2400-2483.5_802.11ax HE40_CH06_Full RU_2437MHz	
ANT	5+7	
Pol.	Vertical	Fundamental
Peak	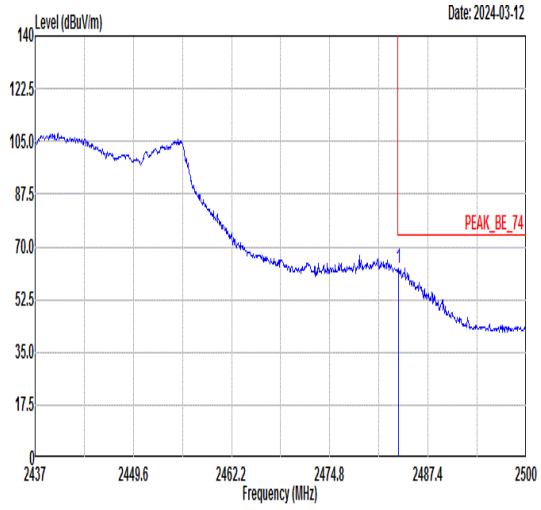 Freq Level Limit Line Margin Read Level Ant Factor Cable Loss Preamp Factor APos TPos Remark MHz dBuV/m dBuV/m dB dBuV dB/m dB dB cm deg 1 2483.62 63.02 74.00 -10.98 59.98 30.70 5.46 33.12 194 261 PEAK	Blank
Avg	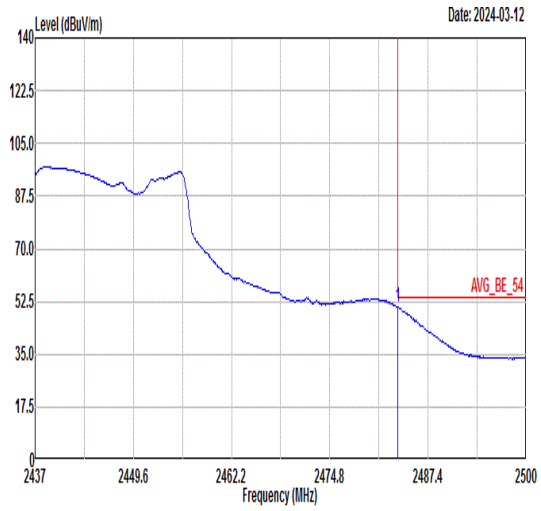 Freq Level Limit Line Margin Read Level Ant Factor Cable Loss Preamp Factor APos TPos Remark MHz dBuV/m dBuV/m dB dBuV dB/m dB dB cm deg 1 2483.56 50.62 54.00 -3.38 47.58 30.70 5.46 33.12 194 261 AVERAGE	Blank

Mode	32	
	Band Edge - L	
	2400-2483.5_802.11be EHT 40_CH06_Full RU_2437MHz	
ANT	5+7	
Pol.	Horizontal	Fundamental
Peak	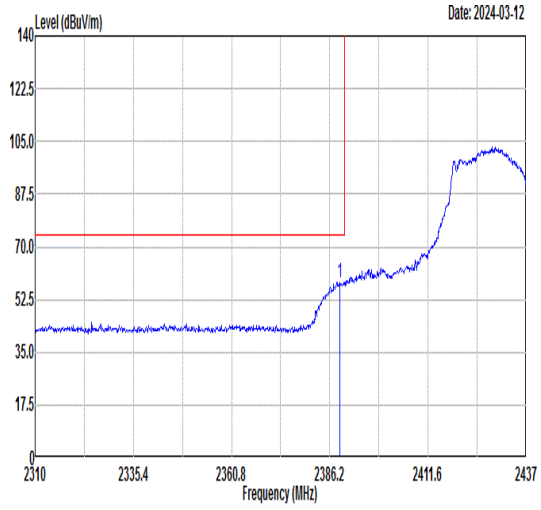 Freq Level Limit Line Margin Read Level Ant Factor Cable Loss Preamp Factor APos TPos Remark 1 2388.74 58.07 74.00 -15.93 55.25 30.72 5.36 33.26 300 28 PEAK	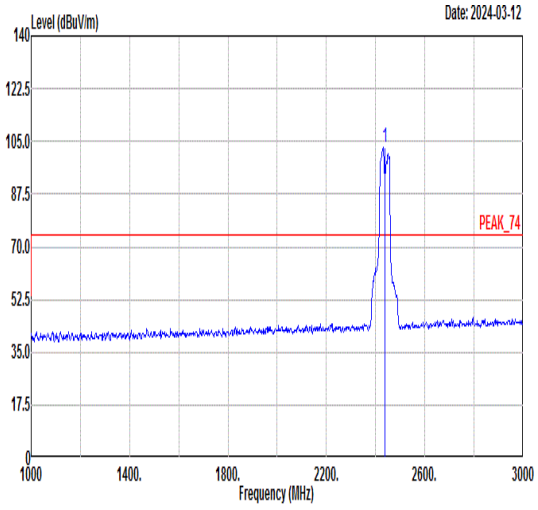 Freq Level Limit Line Margin Read Level Ant Factor Cable Loss Preamp Factor APos TPos Remark 1 2437.00 103.21 ------ ------ 100.30 30.71 5.40 33.20 300 28 PEAK
Avg	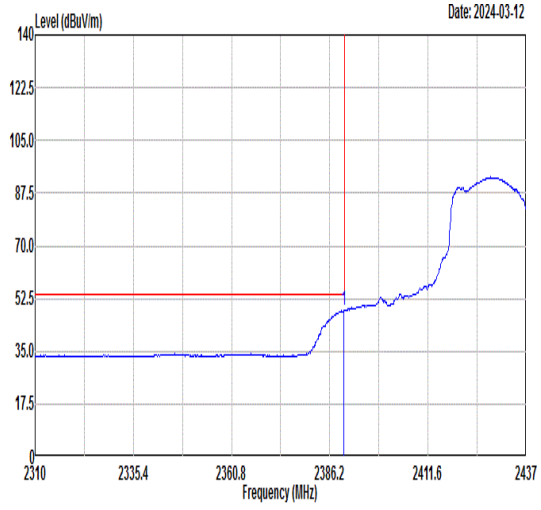 Freq Level Limit Line Margin Read Level Ant Factor Cable Loss Preamp Factor APos TPos Remark 1 2389.76 48.37 54.00 -5.63 45.54 30.72 5.36 33.25 300 28 AVERAGE	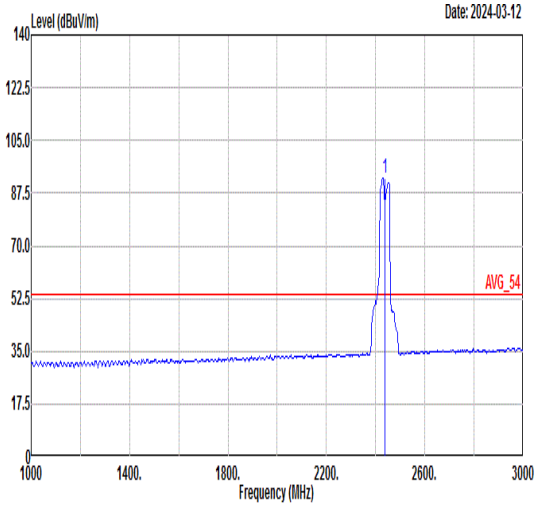 Freq Level Limit Line Margin Read Level Ant Factor Cable Loss Preamp Factor APos TPos Remark 1 2437.00 92.63 ------ ------ 89.72 30.71 5.40 33.20 300 28 AVERAGE

Mode	32	
	Band Edge - R	
	2400-2483.5_802. 802.11be EHT 40_CH06_Full RU_2437MHz	
ANT	5+7	
Pol.	Horizontal	Fundamental
Peak	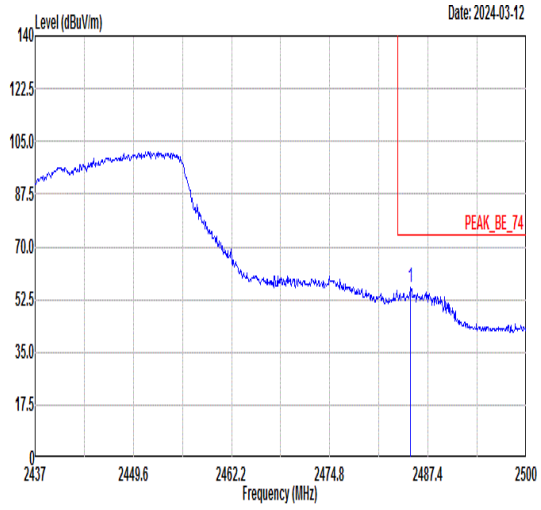 Freq Level Limit Line Margin Read Level Ant Factor Cable Loss Preamp Factor APos TPos Remark MHz dBuV/m dBuV/m dB dBuV dB/m dB dB cm deg 1 2485.13 56.41 74.00 -17.59 53.37 30.70 5.46 33.12 300 28 PEAK	Blank
Avg	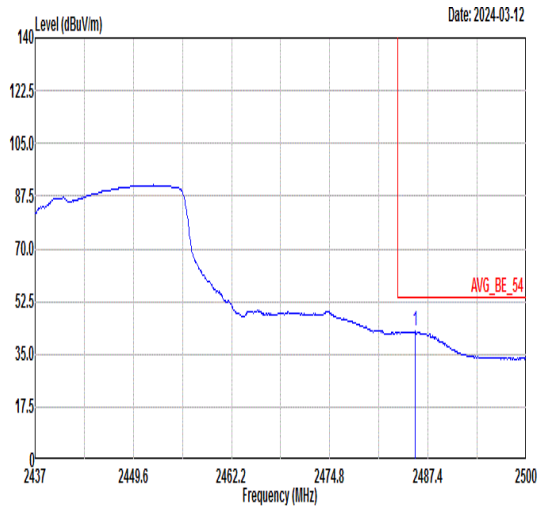 Freq Level Limit Line Margin Read Level Ant Factor Cable Loss Preamp Factor APos TPos Remark MHz dBuV/m dBuV/m dB dBuV dB/m dB dB cm deg 1 2485.76 42.54 54.00 -11.46 39.50 30.70 5.46 33.12 300 28 AVERAGE	Blank

Mode	32	
	Band Edge - L	
	2400-2483.5_802.11be EHT 40_CH06_Full RU_2437MHz	
ANT	5+7	
Pol.	Vertical	Fundamental
Peak	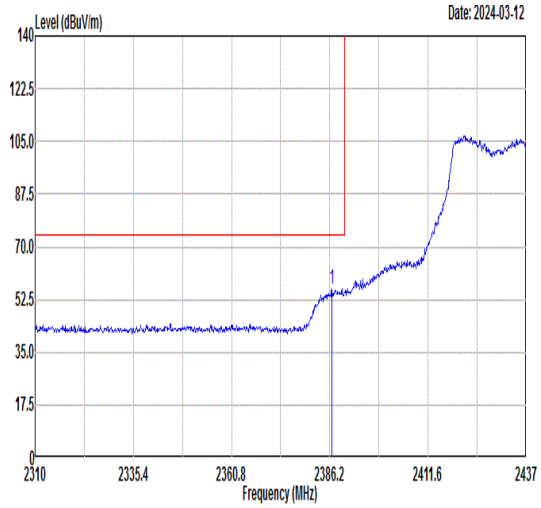 Freq Level Limit Line Margin Read Level Ant Factor Cable Loss Preamp Factor APos TPos Remark MHz dBuV/m dBuV/m dB dBuV dB/m dB dB cm deg 1 2386.71 56.09 74.00 -17.91 53.27 30.72 5.36 33.26 215 264 PEAK	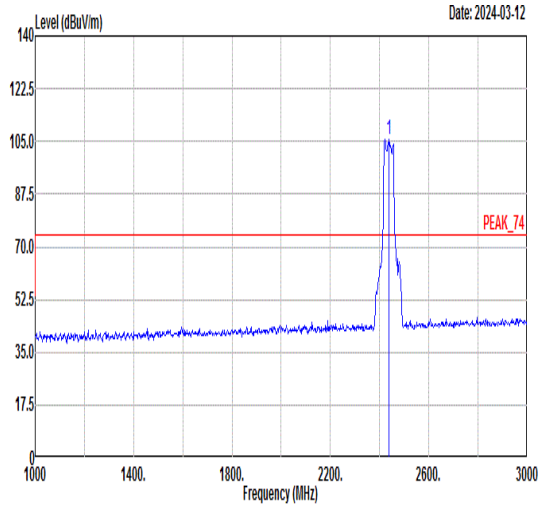 Freq Level Limit Line Margin Read Level Ant Factor Cable Loss Preamp Factor APos TPos Remark MHz dBuV/m dBuV/m dB dBuV dB/m dB dB cm deg 1 2437.00 105.70 ------ ------ 102.77 30.71 5.41 33.19 215 264 PEAK
Avg	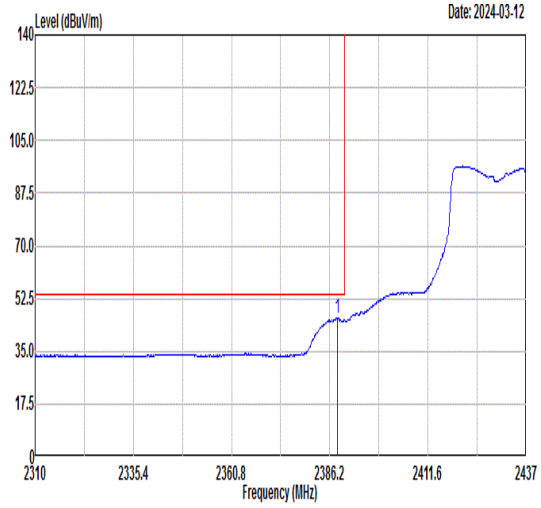 Freq Level Limit Line Margin Read Level Ant Factor Cable Loss Preamp Factor APos TPos Remark MHz dBuV/m dBuV/m dB dBuV dB/m dB dB cm deg 1 2388.23 45.98 54.00 -8.02 43.16 30.72 5.36 33.26 215 264 AVERAGE	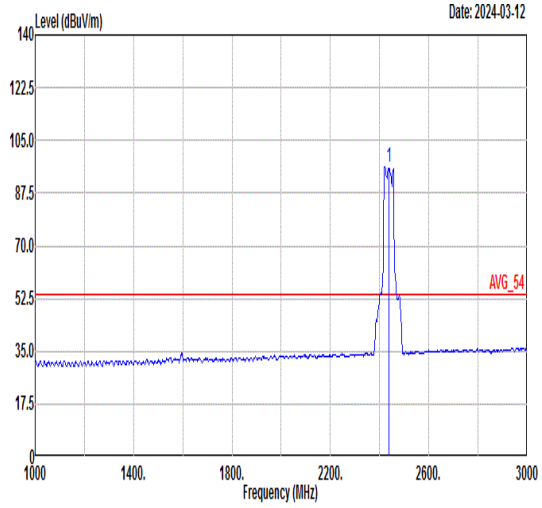 Freq Level Limit Line Margin Read Level Ant Factor Cable Loss Preamp Factor APos TPos Remark MHz dBuV/m dBuV/m dB dBuV dB/m dB dB cm deg 1 2437.00 96.19 ------ ------ 93.29 30.72 5.39 33.21 215 264 AVERAGE

Mode	32	
	Band Edge - R	
	2400-2483.5_802.11be EHT 40_CH06_Full RU_2437MHz	
ANT	5+7	
Pol.	Vertical	Fundamental
Peak	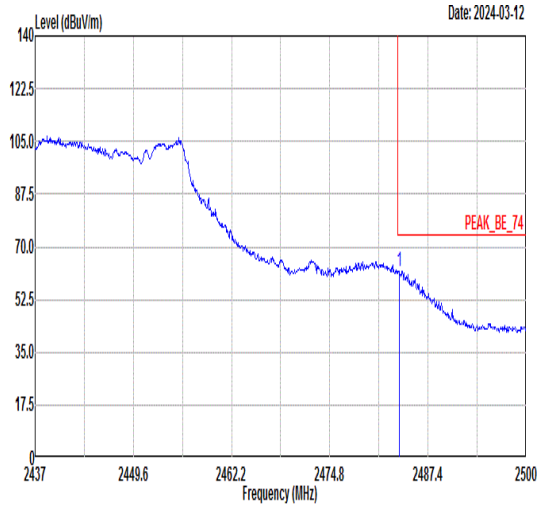 Freq Level Limit Line Margin Read Level Ant Factor Cable Loss Preamp Factor APos TPos Remark MHz dBuV/m dBuV/m dB dBuV dB/m dB dB cm deg 1 2483.75 62.07 74.00 -11.93 59.03 30.70 5.46 33.12 215 264 PEAK	Blank
Avg	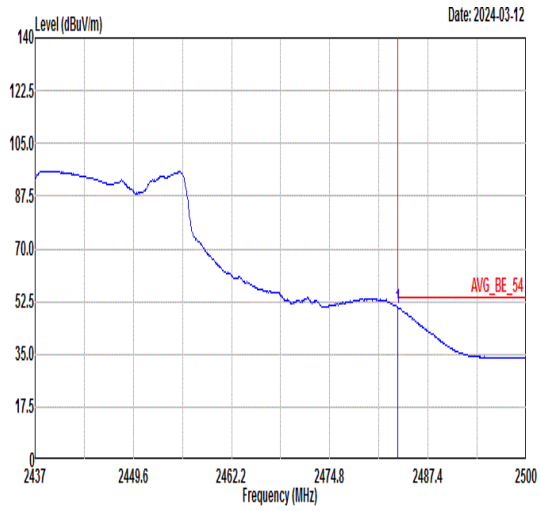 Freq Level Limit Line Margin Read Level Ant Factor Cable Loss Preamp Factor APos TPos Remark MHz dBuV/m dBuV/m dB dBuV dB/m dB dB cm deg 1 2483.56 50.35 54.00 -3.65 47.31 30.70 5.46 33.12 215 264 AVERAGE	Blank

Mode	33	
	Band Edge	
	2400-2483.5_802.11g_CH10_2457MHz	
ANT	5+7	
Pol.	Horizontal	Fundamental
Peak	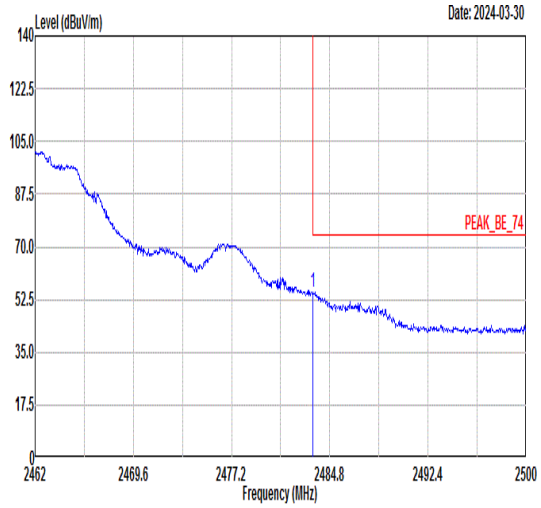 Freq Level Limit Line Margin (dB) Read Level Ant Factor Cable Loss Preamp Factor APos TPos Remark MHz dBuV/m dBuV/m dBuV dB/m dB dB cm deg 1 2483.51 54.90 74.00 -19.10 52.33 30.70 5.46 33.59 221 166 PEAK	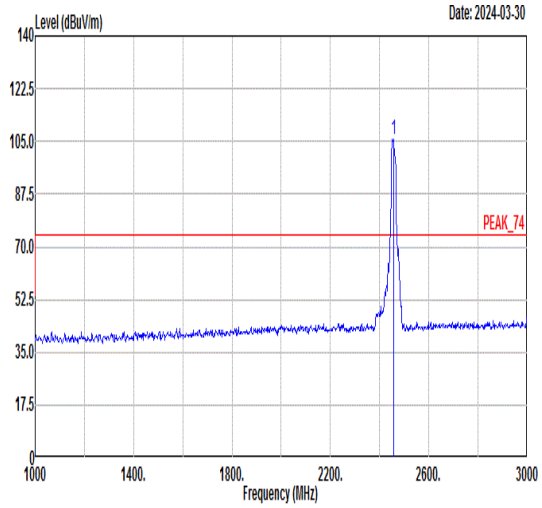 Freq Level Limit Line Margin (dB) Read Level Ant Factor Cable Loss Preamp Factor APos TPos Remark MHz dBuV/m dBuV/m dBuV dB/m dB dB cm deg 1 2457.00 105.53 ------ ------ 102.97 30.71 5.42 33.57 221 166 PEAK
Avg	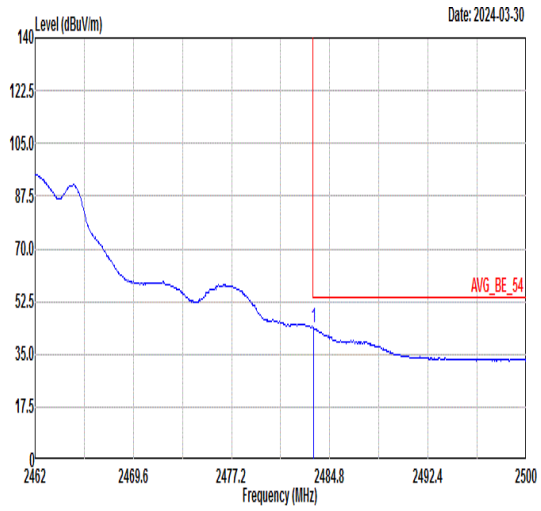 Freq Level Limit Line Margin (dB) Read Level Ant Factor Cable Loss Preamp Factor APos TPos Remark MHz dBuV/m dBuV/m dBuV dB/m dB dB cm deg 1 2483.55 43.77 54.00 -10.23 41.20 30.70 5.46 33.59 221 166 AVERAGE	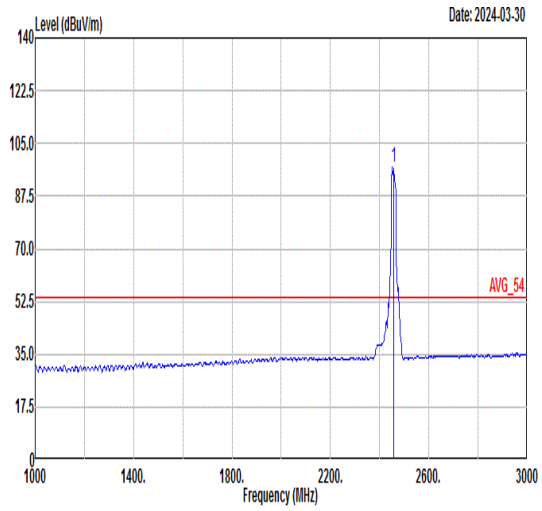 Freq Level Limit Line Margin (dB) Read Level Ant Factor Cable Loss Preamp Factor APos TPos Remark MHz dBuV/m dBuV/m dBuV dB/m dB dB cm deg 1 2457.00 97.38 ------ ------ 94.82 30.71 5.42 33.57 221 166 AVERAGE

Mode	33	
	Band Edge	
	2400-2483.5_802.11g_CH10_2457MHz	
ANT	5+7	
Pol.	Vertical	Fundamental
Peak	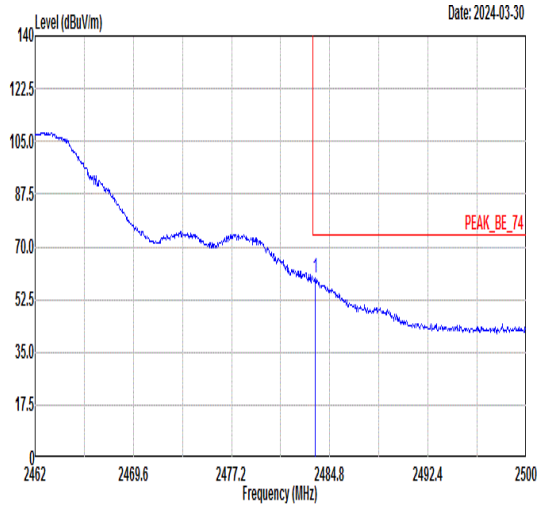 Freq Level Limit Line Margin (dB) Read Level Ant Factor Cable Loss Preamp Factor APos TPos Remark 1 2483.66 59.63 74.00 -14.37 57.06 30.70 5.46 33.59 200 235 PEAK	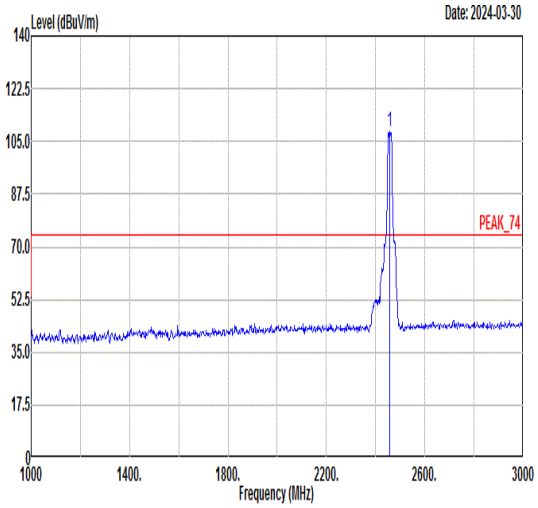 Freq Level Limit Line Margin (dB) Read Level Ant Factor Cable Loss Preamp Factor APos TPos Remark 1 2457.00 108.13 ------ ------ 105.56 30.71 5.43 33.57 200 235 PEAK
Avg	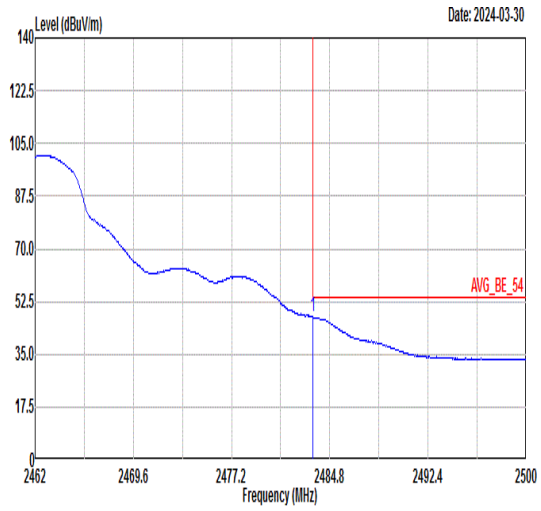 Freq Level Limit Line Margin (dB) Read Level Ant Factor Cable Loss Preamp Factor APos TPos Remark 1 2483.51 47.39 54.00 -6.61 44.82 30.70 5.46 33.59 200 235 AVERAGE	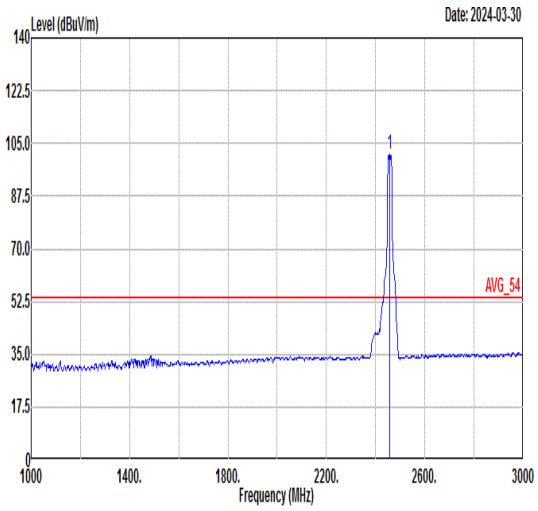 Freq Level Limit Line Margin (dB) Read Level Ant Factor Cable Loss Preamp Factor APos TPos Remark 1 2457.00 101.45 ------ ------ 98.88 30.71 5.43 33.57 200 235 AVERAGE

Mode	34	
	Band Edge	
	2400-2483.5_802.11n HT20_CH10_2457MHz	
ANT	5+7	
Pol.	Horizontal	Fundamental
Peak	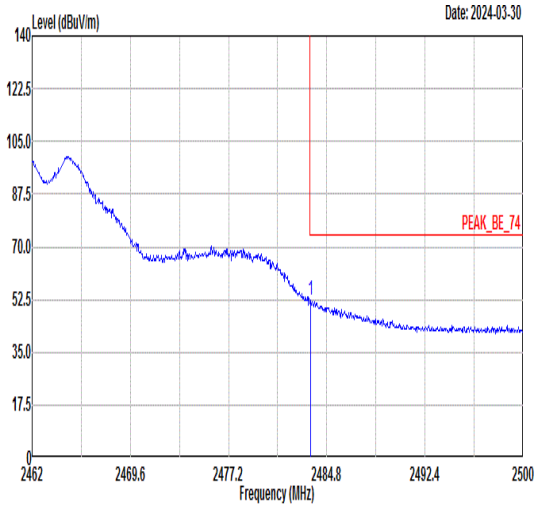 Freq Level Limit Line Margin Read Level Ant Factor Cable Loss Preamp Factor APos TPos Remark MHz dBuV/m dBuV/m dB dBuV dB/m dB dB cm deg 1 2483.55 52.52 74.00 -21.48 49.95 30.70 5.46 33.59 215 360 PEAK	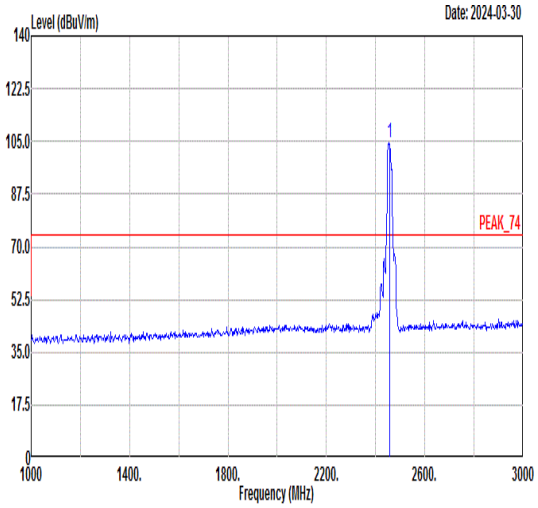 Freq Level Limit Line Margin Read Level Ant Factor Cable Loss Preamp Factor APos TPos Remark MHz dBuV/m dBuV/m dB dBuV dB/m dB dB cm deg 1 2457.00 104.58 ------ ------ 102.01 30.71 5.43 33.57 215 360 PEAK
Avg	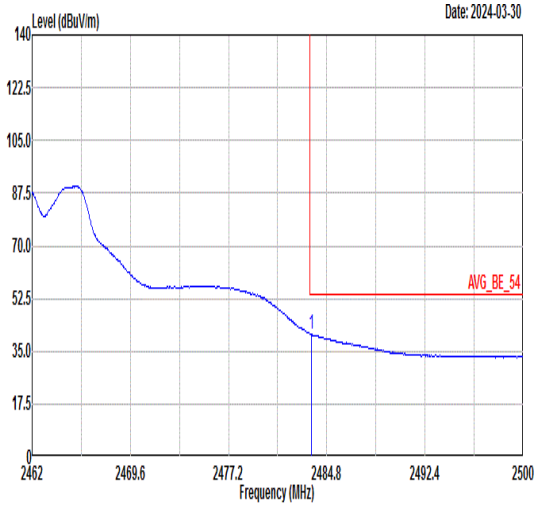 Freq Level Limit Line Margin Read Level Ant Factor Cable Loss Preamp Factor APos TPos Remark MHz dBuV/m dBuV/m dB dBuV dB/m dB dB cm deg 1 2483.62 40.81 54.00 -13.19 38.24 30.70 5.46 33.59 215 360 AVERAGE	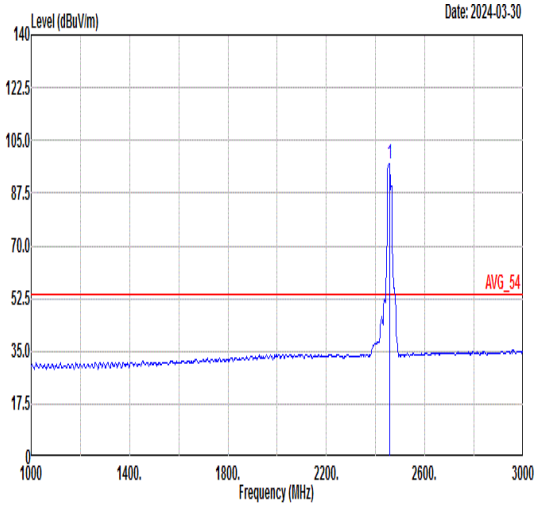 Freq Level Limit Line Margin Read Level Ant Factor Cable Loss Preamp Factor APos TPos Remark MHz dBuV/m dBuV/m dB dBuV dB/m dB dB cm deg 1 2457.00 97.24 ------ ------ 94.67 30.71 5.43 33.57 215 360 AVERAGE

Mode	34	
	Band Edge	
	2400-2483.5_802.11n HT20_CH10_2457MHz	
ANT	5+7	
Pol.	Vertical	Fundamental
Peak	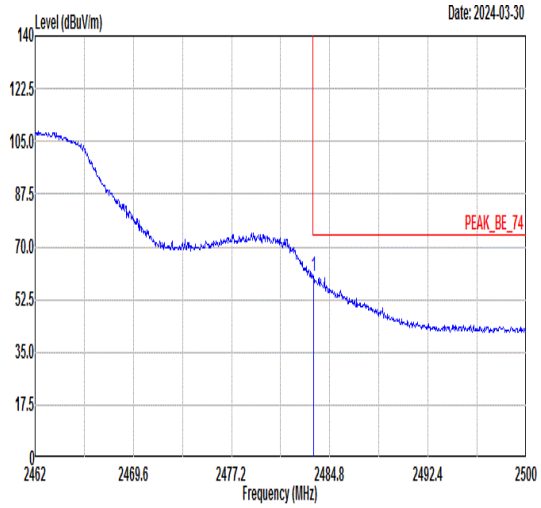 Freq Level Limit Line Margin Read Level Ant Factor Cable Loss Preamp Factor APos TPos Remark MHz dBuV/m dBuV/m dB dBuV dB/m dB dB cm deg 1 2483.55 59.98 74.00 -14.02 57.41 30.70 5.46 33.59 200 236 PEAK	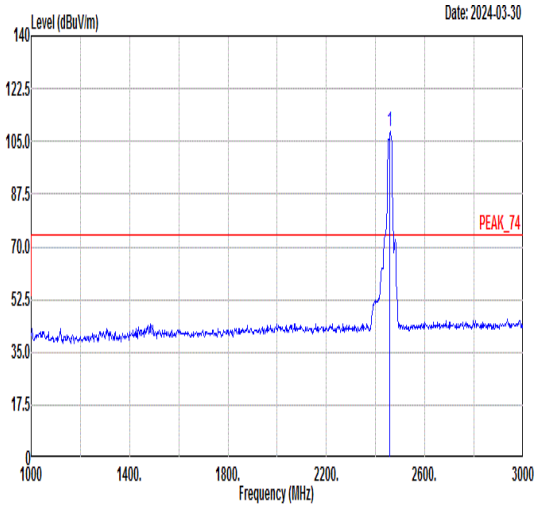 Freq Level Limit Line Margin Read Level Ant Factor Cable Loss Preamp Factor APos TPos Remark MHz dBuV/m dBuV/m dB dBuV dB/m dB dB cm deg 1 2457.00 108.26 ------ ------ 105.70 30.71 5.43 33.58 200 236 PEAK
Avg	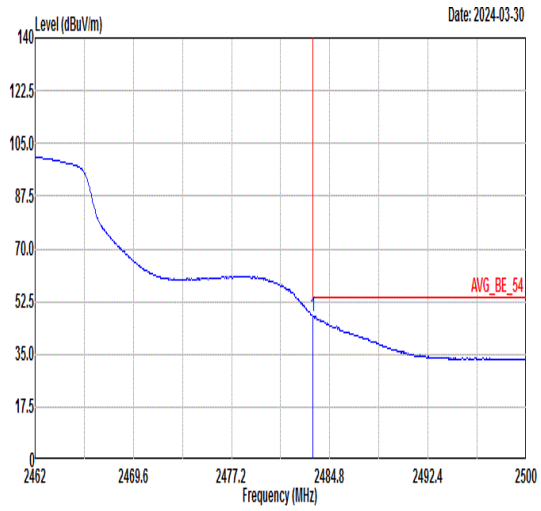 Freq Level Limit Line Margin Read Level Ant Factor Cable Loss Preamp Factor APos TPos Remark MHz dBuV/m dBuV/m dB dBuV dB/m dB dB cm deg 1 2483.51 47.78 54.00 -6.22 45.21 30.70 5.46 33.59 200 236 AVERAGE	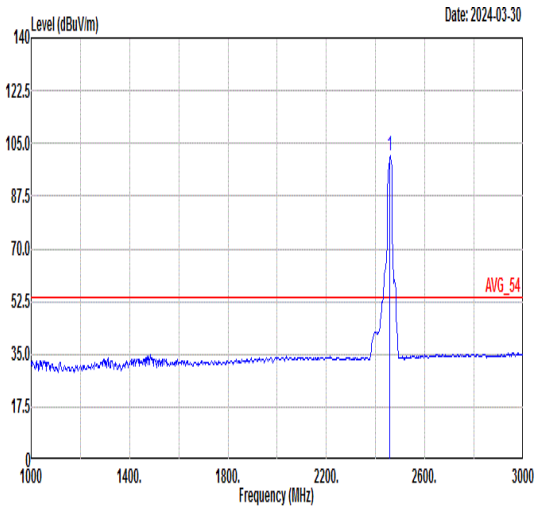 Freq Level Limit Line Margin Read Level Ant Factor Cable Loss Preamp Factor APos TPos Remark MHz dBuV/m dBuV/m dB dBuV dB/m dB dB cm deg 1 2457.00 100.68 ------ ------ 98.12 30.71 5.43 33.58 200 236 AVERAGE

Mode	35	
	Band Edge - L	
	2400-2483.5_802.11n HT40_CH08_2447MHz	
ANT	5+7	
Pol.	Horizontal	Fundamental
Peak	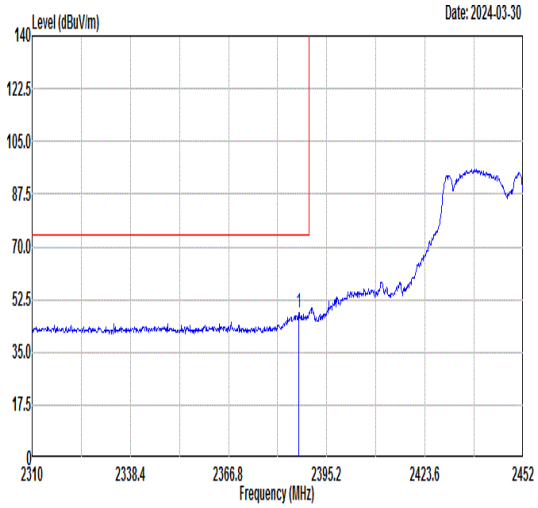 Freq Level Limit Line Margin (dB) Read Level Ant Factor Cable Loss Preamp Factor APos TPos Remark 1 2387.11 47.99 74.00 -26.01 45.44 30.72 5.36 33.53 281 147 PEAK	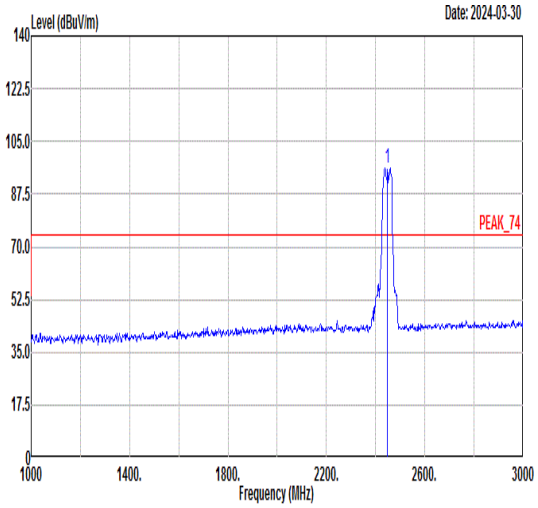 Freq Level Limit Line Margin (dB) Read Level Ant Factor Cable Loss Preamp Factor APos TPos Remark 1 2447.00 96.40 ------ ------ 93.84 30.71 5.43 33.58 281 147 PEAK
Avg	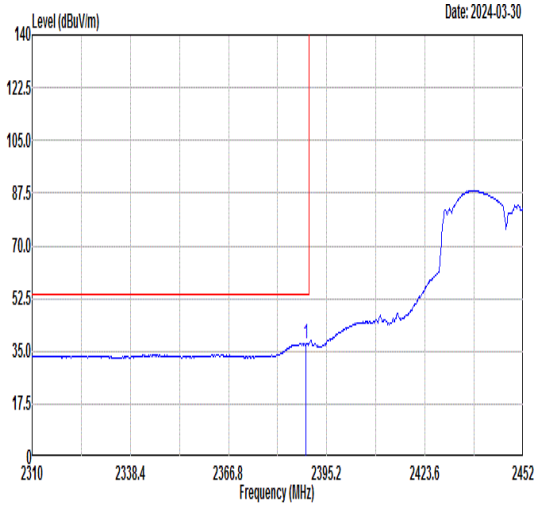 Freq Level Limit Line Margin (dB) Read Level Ant Factor Cable Loss Preamp Factor APos TPos Remark 1 2389.24 37.74 54.00 -16.26 35.19 30.72 5.36 33.53 281 147 AVERAGE	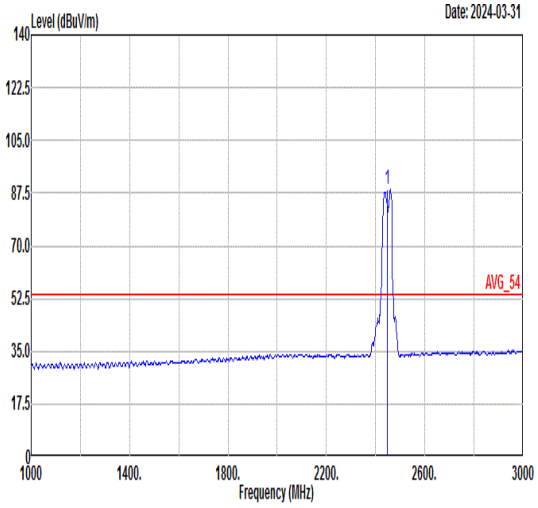 Freq Level Limit Line Margin (dB) Read Level Ant Factor Cable Loss Preamp Factor APos TPos Remark 1 2447.00 88.58 ------ ------ 86.02 30.71 5.43 33.58 281 147 AVERAGE

Mode	35	
	Band Edge - R	
	2400-2483.5_802.11n HT40_CH08_2447MHz	
ANT	5+7	
Pol.	Horizontal	Fundamental
Peak	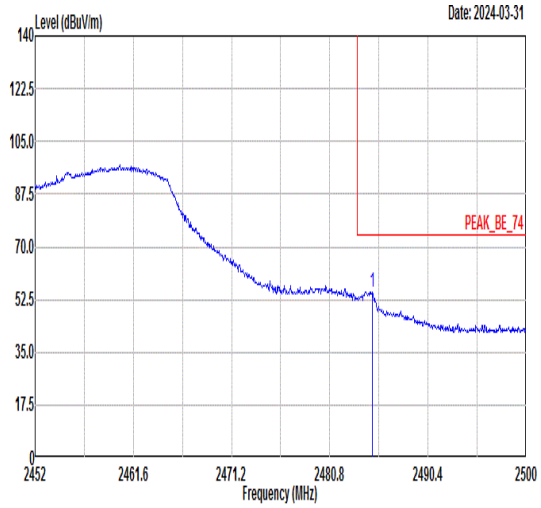 Freq Level Limit Line Margin (dB) Read Level Ant Factor Cable Loss Preamp Factor APos TPos Remark MHz dBuV/m dBuV/m dBuV dB/m dB dB cm deg 1 2484.93 55.14 74.00 -18.86 52.57 30.70 5.46 33.59 281 147 PEAK	Blank
Avg	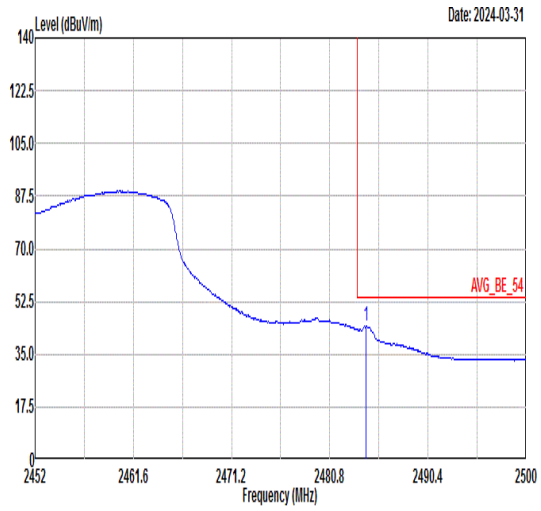 Freq Level Limit Line Margin (dB) Read Level Ant Factor Cable Loss Preamp Factor APos TPos Remark MHz dBuV/m dBuV/m dBuV dB/m dB dB cm deg 1 2484.35 44.44 54.00 -9.56 41.87 30.70 5.46 33.59 281 147 AVERAGE	Blank

Mode	35	
	Band Edge - L	
	2400-2483.5_802.11n HT40_CH08_2447MHz	
ANT	5+7	
Pol.	Vertical	Fundamental
Peak	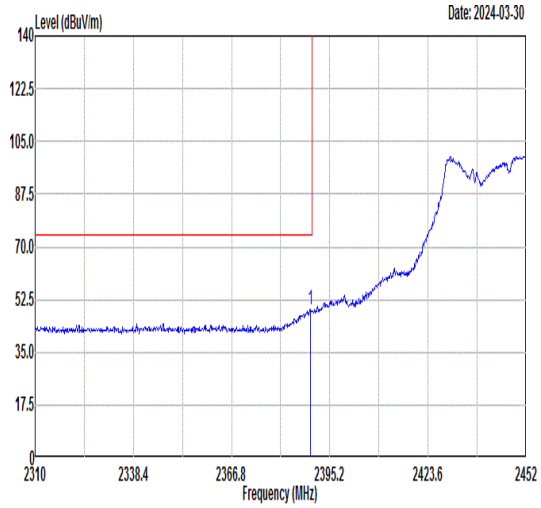 Freq Level Limit Line Margin (dB) Read Level Ant Factor Cable Loss Preamp Factor APos TPos Remark MHz dBuV/m dBuV/m dBuV dB/m dB dB cm deg 1 2389.66 49.27 74.00 -24.73 46.72 30.72 5.36 33.53 200 290 PEAK	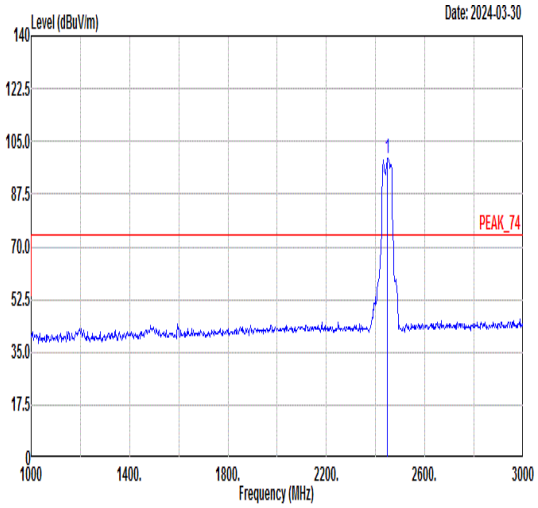 Freq Level Limit Line Margin (dB) Read Level Ant Factor Cable Loss Preamp Factor APos TPos Remark MHz dBuV/m dBuV/m dBuV dB/m dB dB cm deg 1 2447.00 99.54 ------ ------ 96.98 30.71 5.42 33.57 200 290 PEAK
Avg	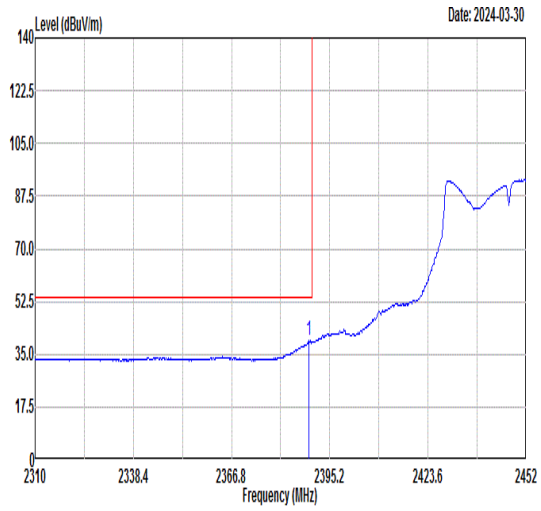 Freq Level Limit Line Margin (dB) Read Level Ant Factor Cable Loss Preamp Factor APos TPos Remark MHz dBuV/m dBuV/m dBuV dB/m dB dB cm deg 1 2389.24 39.40 54.00 -14.60 36.85 30.72 5.36 33.53 200 290 AVERAGE	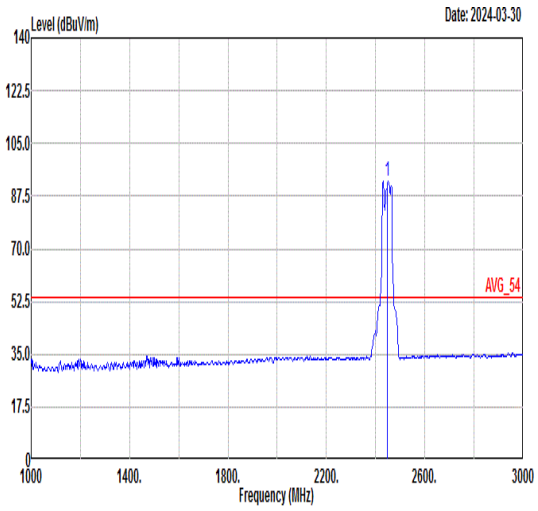 Freq Level Limit Line Margin (dB) Read Level Ant Factor Cable Loss Preamp Factor APos TPos Remark MHz dBuV/m dBuV/m dBuV dB/m dB dB cm deg 1 2447.00 92.67 ------ ------ 90.11 30.71 5.42 33.57 200 290 AVERAGE

Mode	35	
	Band Edge - R	
	2400-2483.5_802.11n HT40_CH08_2447MHz	
ANT	5+7	
Pol.	Vertical	Fundamental
Peak	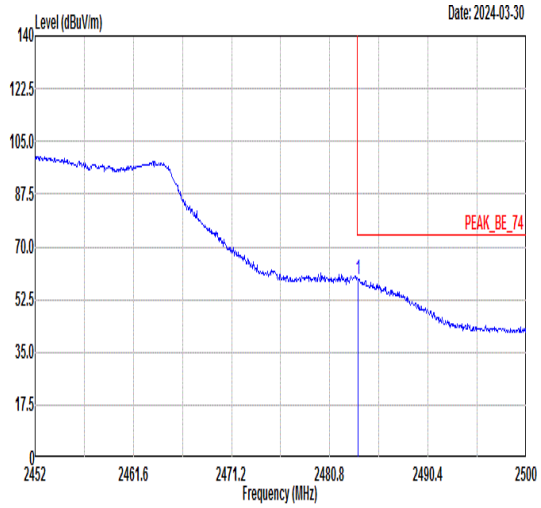 Freq Level Limit Line Margin (dB) Read Level Ant Factor Cable Loss Preamp Factor APos TPos Remark MHz dBuV/m dBuV/m dBuV dB/m dB dB cm deg 1 2483.54 59.35 74.00 -14.65 56.78 30.70 5.46 33.59 200 290 PEAK	Blank
Avg	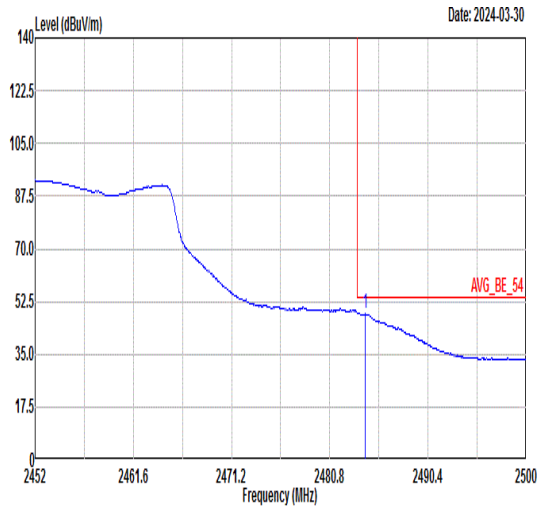 Freq Level Limit Line Margin (dB) Read Level Ant Factor Cable Loss Preamp Factor APos TPos Remark MHz dBuV/m dBuV/m dBuV dB/m dB dB cm deg 1 2484.26 48.54 54.00 -5.46 45.97 30.70 5.46 33.59 200 290 AVERAGE	Blank

Mode	36	
	Band Edge	
	2400-2483.5_802.11ax HE20_CH02_Full RU_2417MHz	
ANT	5+7	
Pol.	Horizontal	Fundamental
Peak	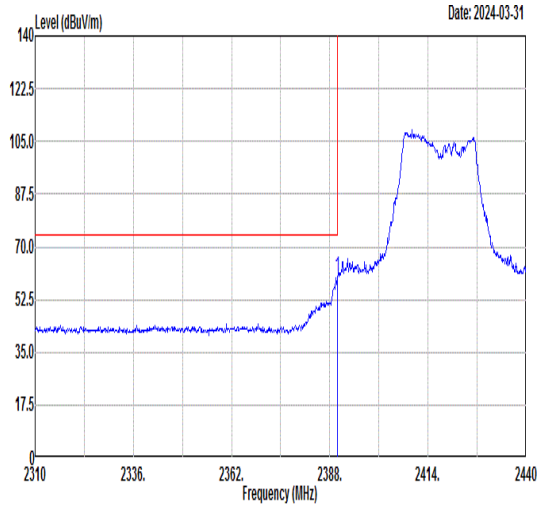 Freq Level Limit Line Margin (dB) Read Level Ant Factor Cable Loss Preamp Factor APos TPos Remark MHz dBuV/m dBuV/m dBuV dB/m dB dB cm deg 1 2389.95 60.18 74.00 -13.82 57.63 30.72 5.36 33.53 278 0 PEAK	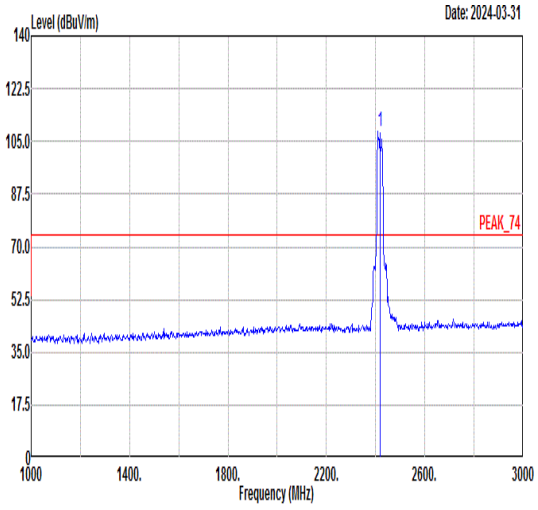 Freq Level Limit Line Margin (dB) Read Level Ant Factor Cable Loss Preamp Factor APos TPos Remark MHz dBuV/m dBuV/m dBuV dB/m dB dB cm deg 1 2417.00 108.06 ------ ------ 105.51 30.72 5.37 33.54 278 0 PEAK
Avg	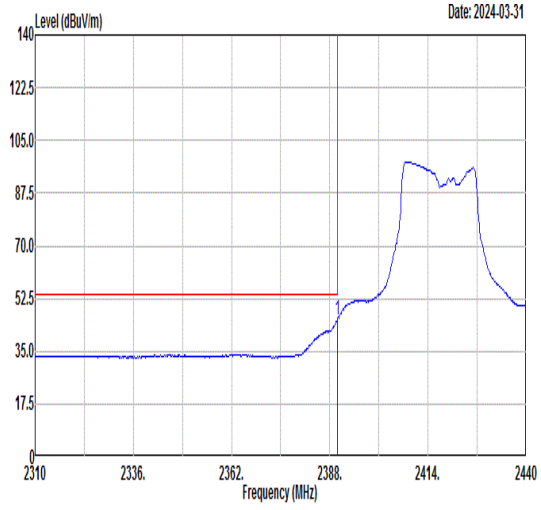 Freq Level Limit Line Margin (dB) Read Level Ant Factor Cable Loss Preamp Factor APos TPos Remark MHz dBuV/m dBuV/m dBuV dB/m dB dB cm deg 1 2389.95 45.67 54.00 -8.33 43.12 30.72 5.36 33.53 278 0 AVERAGE	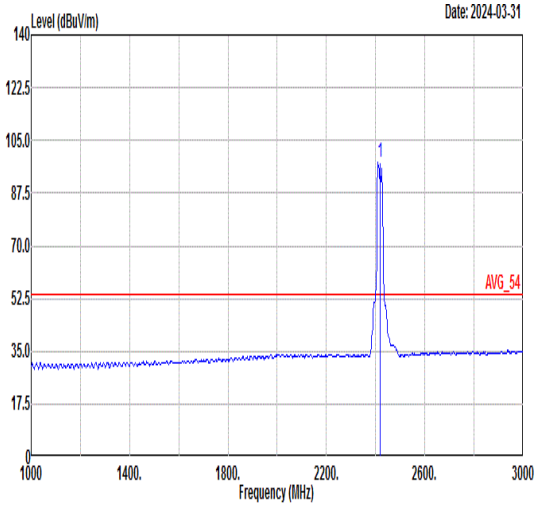 Freq Level Limit Line Margin (dB) Read Level Ant Factor Cable Loss Preamp Factor APos TPos Remark MHz dBuV/m dBuV/m dBuV dB/m dB dB cm deg 1 2417.00 97.68 ------ ------ 95.13 30.72 5.37 33.54 278 0 AVERAGE

Mode	36	
	Band Edge	
	2400-2483.5_802.11ax HE20_CH02_Full RU_2417MHz	
ANT	5+7	
Pol.	Vertical	Fundamental
Peak	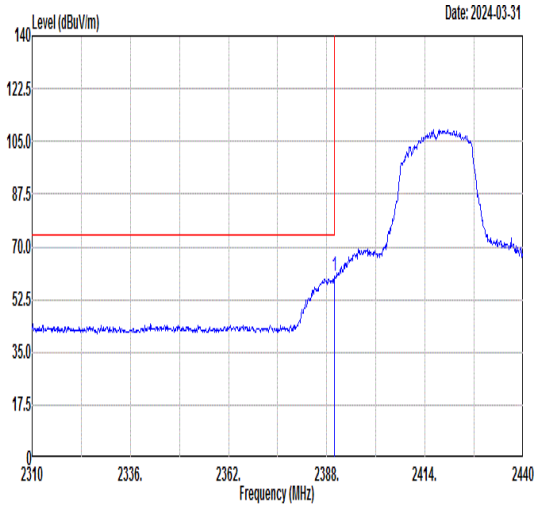 Freq Level Limit Line Margin (dB) Read Level Ant Factor Cable Loss Preamp Factor APos TPos Remark 1 2389.95 60.34 74.00 -13.66 57.79 30.72 5.36 33.53 268 259 PEAK	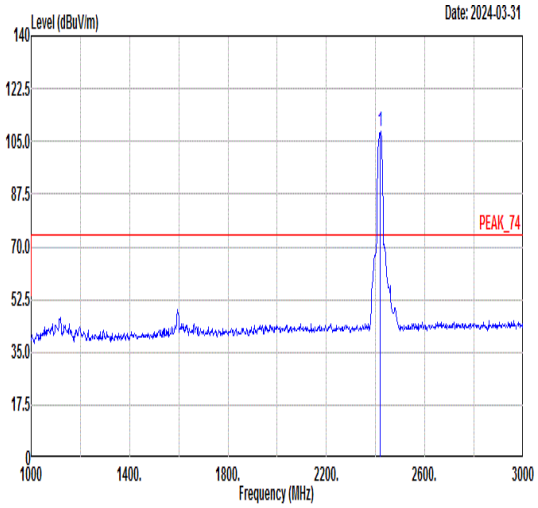 Freq Level Limit Line Margin (dB) Read Level Ant Factor Cable Loss Preamp Factor APos TPos Remark 1 2417.00 108.24 ------ ------ 105.68 30.72 5.39 33.55 268 259 PEAK
Avg	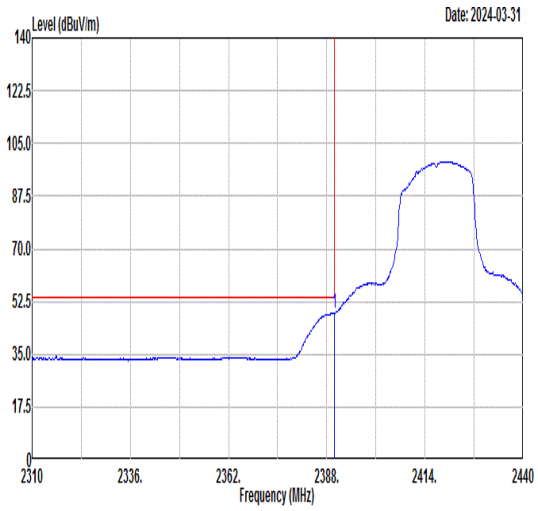 Freq Level Limit Line Margin (dB) Read Level Ant Factor Cable Loss Preamp Factor APos TPos Remark 1 2389.95 48.79 54.00 -5.21 46.24 30.72 5.36 33.53 268 259 AVERAGE	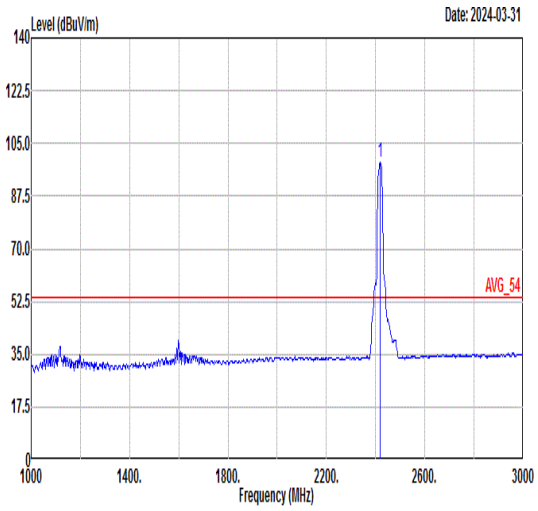 Freq Level Limit Line Margin (dB) Read Level Ant Factor Cable Loss Preamp Factor APos TPos Remark 1 2417.00 98.76 ------ ------ 96.20 30.72 5.39 33.55 268 259 AVERAGE

Mode	37	
	Band Edge	
	2400-2483.5_802.11ax HE20_CH10_Full RU_2457MHz	
ANT	5+7	
Pol.	Horizontal	Fundamental
Peak	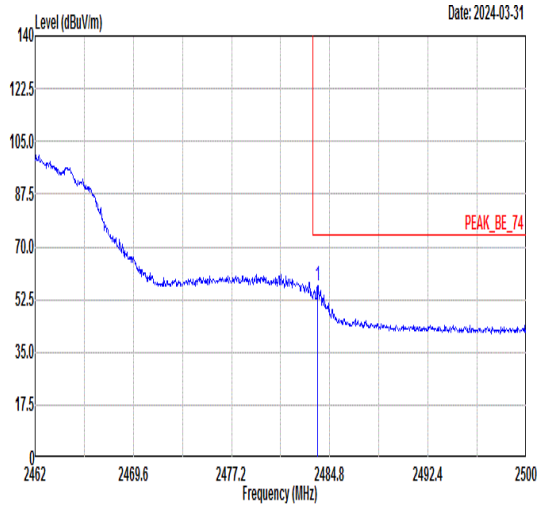 Freq Level Limit Line Margin (dB) Read Level Ant Factor Cable Loss Preamp Factor APos TPos Remark 1 2483.85 56.83 74.00 -17.17 54.26 30.70 5.46 33.59 201 332 PEAK	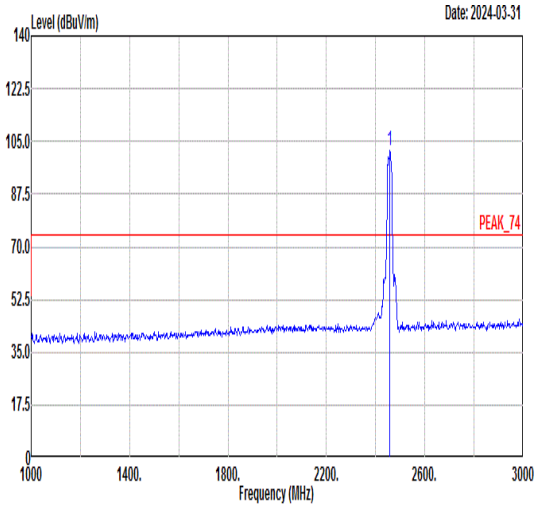 Freq Level Limit Line Margin (dB) Read Level Ant Factor Cable Loss Preamp Factor APos TPos Remark 1 2457.00 102.22 ------ ------ 99.65 30.71 5.43 33.57 201 332 PEAK
Avg	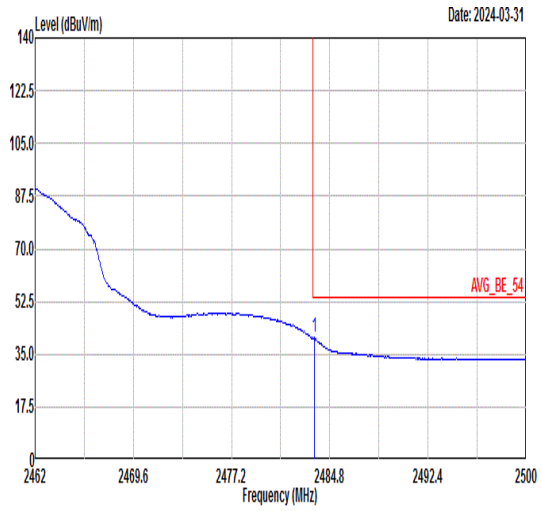 Freq Level Limit Line Margin (dB) Read Level Ant Factor Cable Loss Preamp Factor APos TPos Remark 1 2483.58 40.73 54.00 -13.27 38.16 30.70 5.46 33.59 201 332 AVERAGE	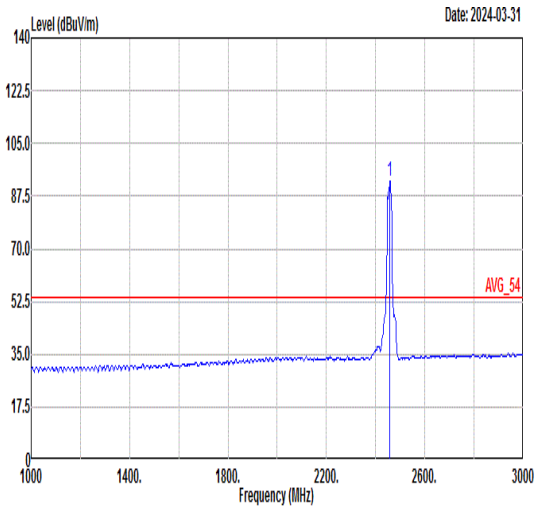 Freq Level Limit Line Margin (dB) Read Level Ant Factor Cable Loss Preamp Factor APos TPos Remark 1 2457.00 92.50 ------ ------ 89.93 30.71 5.43 33.57 201 332 AVERAGE

Mode	37	
	Band Edge	
	2400-2483.5_802.11ax HE20_CH10_Full RU_2457MHz	
ANT	5+7	
Pol.	Vertical	Fundamental
Peak	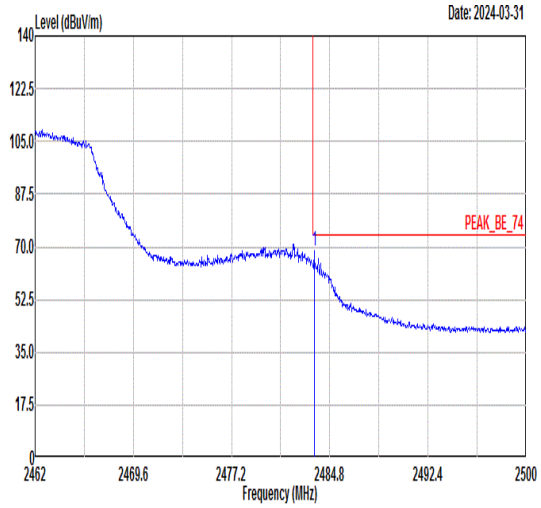 Freq Level Limit Line Margin (dB) Read Level Ant Factor Cable Loss Preamp Factor APos TPos Remark 1 2483.58 68.79 74.00 -5.21 66.22 30.70 5.46 33.59 200 295 PEAK	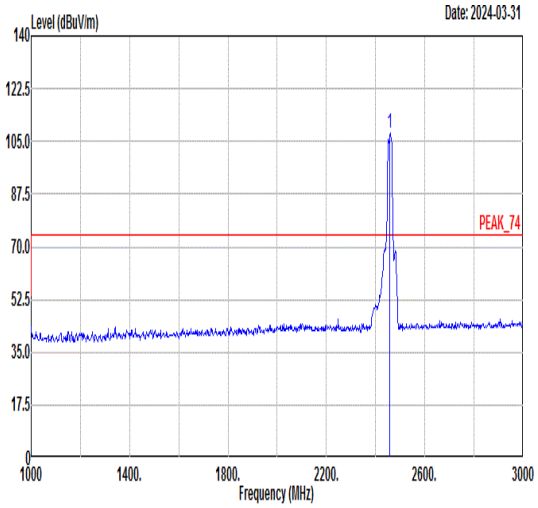 Freq Level Limit Line Margin (dB) Read Level Ant Factor Cable Loss Preamp Factor APos TPos Remark 1 2457.00 108.01 ------ ------ 105.44 30.71 5.44 33.58 200 295 PEAK
Avg	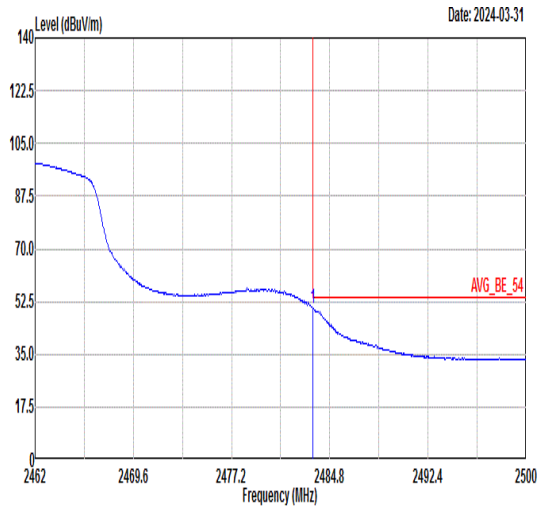 Freq Level Limit Line Margin (dB) Read Level Ant Factor Cable Loss Preamp Factor APos TPos Remark 1 2483.51 50.14 54.00 -3.86 47.57 30.70 5.46 33.59 200 295 AVERAGE	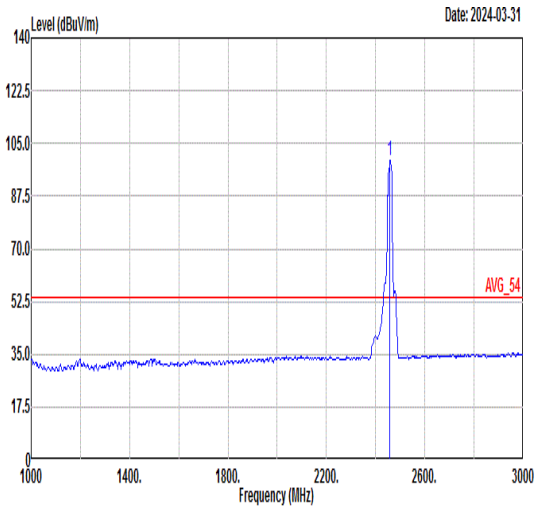 Freq Level Limit Line Margin (dB) Read Level Ant Factor Cable Loss Preamp Factor APos TPos Remark 1 2457.00 99.22 ------ ------ 96.66 30.71 5.43 33.58 200 295 AVERAGE

Mode	38	
	Band Edge - L	
	2400-2483.5_802.11ax HE40_CH04_Full RU_2427MHz	
ANT	5+7	
Pol.	Horizontal	Fundamental
Peak	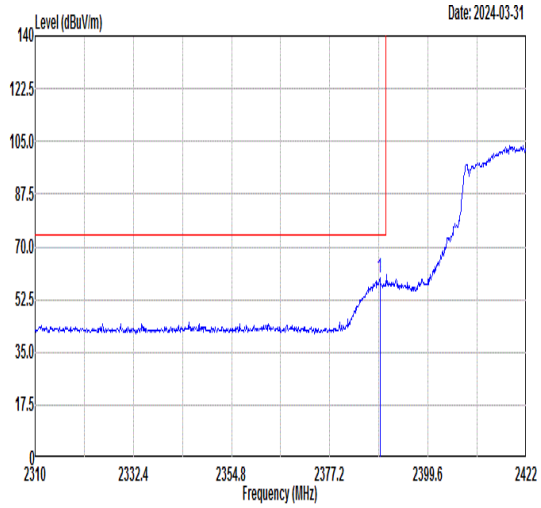 Freq Level Limit Line Margin (dB) Read Level Ant Factor Cable Loss Preamp Factor APos TPos Remark 1 2388.62 59.75 74.00 -14.25 57.20 30.72 5.36 33.53 278 0 PEAK	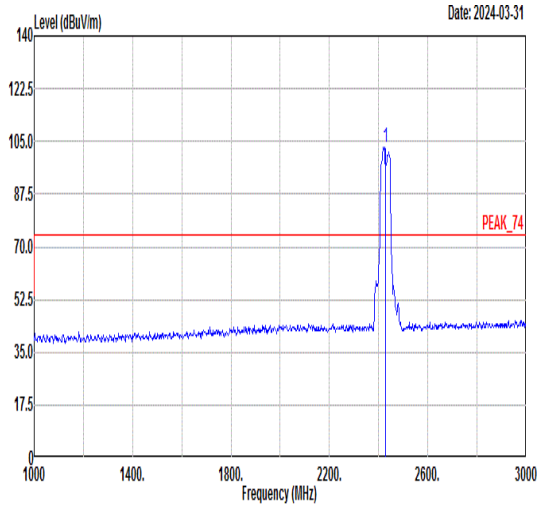 Freq Level Limit Line Margin (dB) Read Level Ant Factor Cable Loss Preamp Factor APos TPos Remark 1 2427.00 102.92 ------ ------ 100.36 30.72 5.39 33.55 278 0 PEAK
Avg	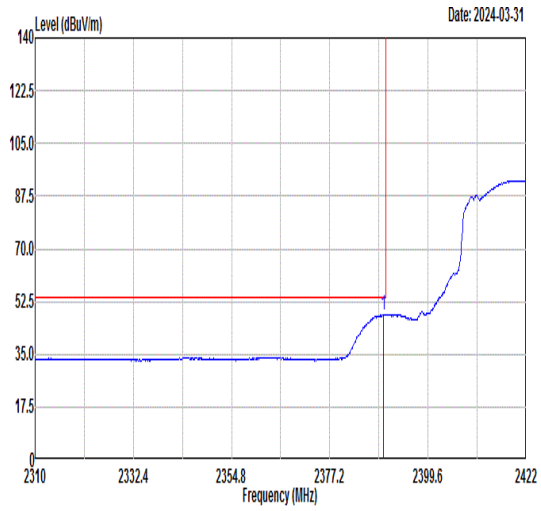 Freq Level Limit Line Margin (dB) Read Level Ant Factor Cable Loss Preamp Factor APos TPos Remark 1 2389.52 48.18 54.00 -5.82 45.63 30.72 5.36 33.53 278 0 AVERAGE	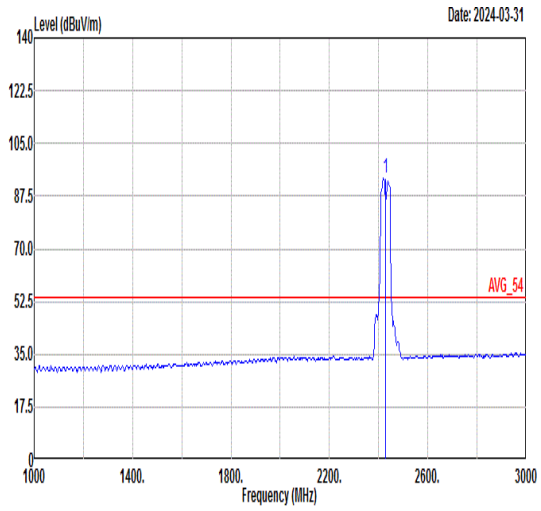 Freq Level Limit Line Margin (dB) Read Level Ant Factor Cable Loss Preamp Factor APos TPos Remark 1 2427.00 93.33 ------ ------ 90.77 30.72 5.39 33.55 278 0 AVERAGE

Mode	38	
	Band Edge - R	
	2400-2483.5_802.11ax HE40_CH04_Full RU_2427MHz	
ANT	5+7	
Pol.	Horizontal	Fundamental
Peak	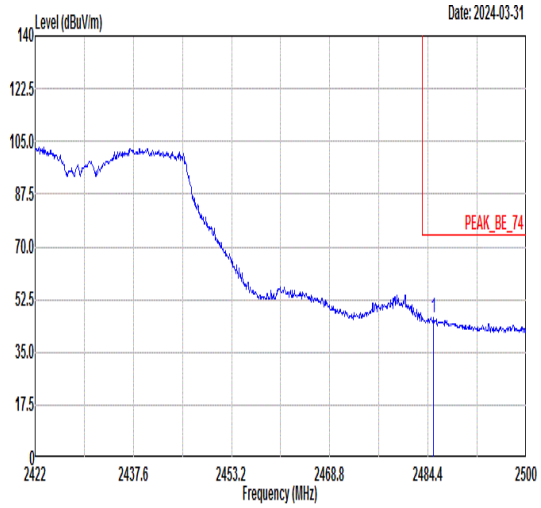 Limit Margin Read Ant Cable Preamp APos TPos Freq Level Line (dB) Level Factor Loss Factor Remark MHz dBuV/m dBuV/m dBuV dB/m dB dB cm deg 1 2485.26 46.74 74.00 -27.26 44.17 30.70 5.46 33.59 278 0 PEAK	Blank
Avg	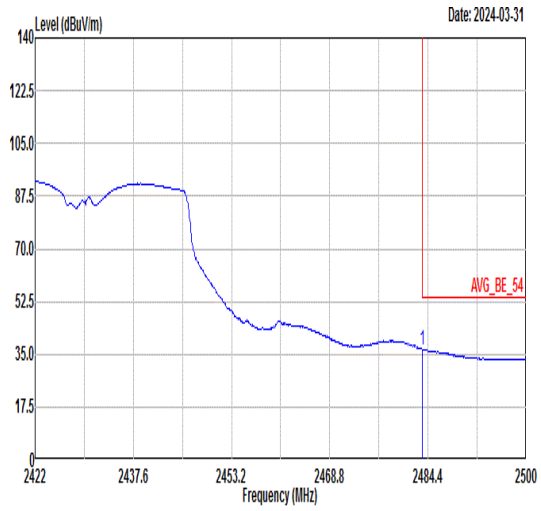 Limit Margin Read Ant Cable Preamp APos TPos Freq Level Line (dB) Level Factor Loss Factor Remark MHz dBuV/m dBuV/m dBuV dB/m dB dB cm deg 1 2483.54 36.61 54.00 -17.39 34.04 30.70 5.46 33.59 278 0 AVERAGE	Blank

Mode	38	
	Band Edge - L	
	2400-2483.5_802.11ax HE40_CH04_Full RU_2427MHz	
ANT	5+7	
Pol.	Vertical	Fundamental
Peak	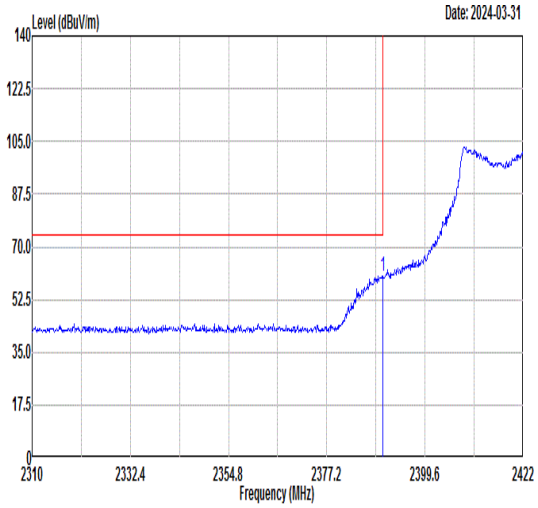 Freq Level Limit Line Margin (dB) Read Level Ant Factor Cable Loss Preamp Factor APos TPos Remark MHz dBuV/m dBuV/m dBuV dB/m dB dB cm deg 1 2389.97 60.42 74.00 -13.58 57.87 30.72 5.36 33.53 300 231 PEAK	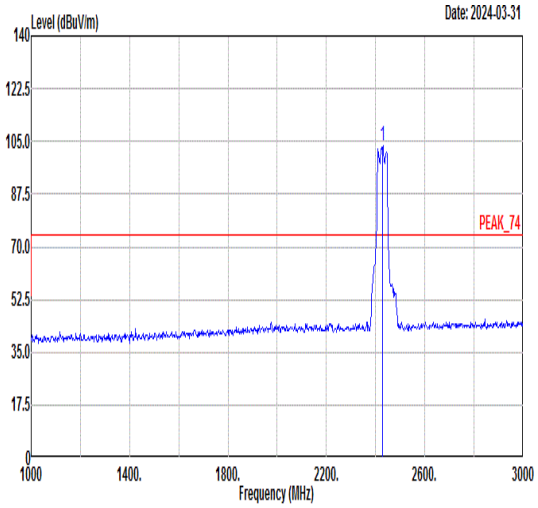 Freq Level Limit Line Margin (dB) Read Level Ant Factor Cable Loss Preamp Factor APos TPos Remark MHz dBuV/m dBuV/m dBuV dB/m dB dB cm deg 1 2427.00 103.54 ------ ------ 100.99 30.71 5.40 33.56 300 231 PEAK
Avg	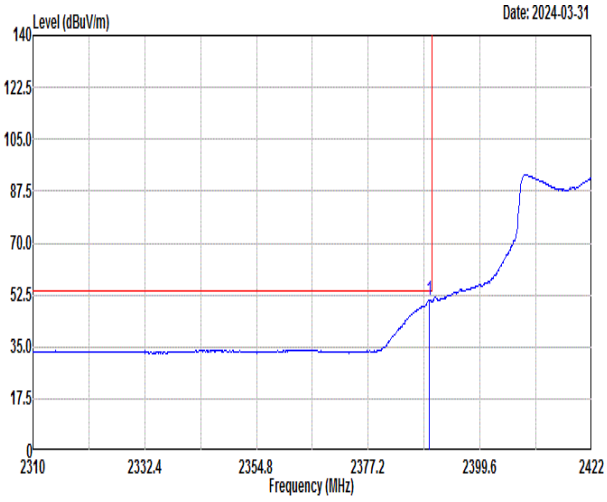 Freq Level Limit Line Margin (dB) Read Level Ant Factor Cable Loss Preamp Factor APos TPos Remark MHz dBuV/m dBuV/m dBuV dB/m dB dB cm deg 1 2389.41 50.60 54.00 -3.40 48.05 30.72 5.36 33.53 300 231 AVERAGE	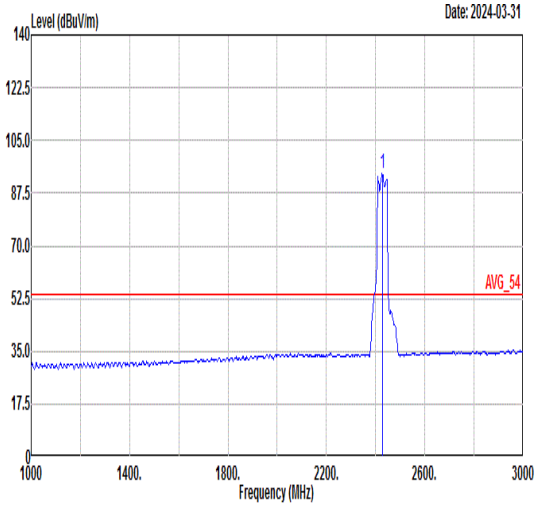 Freq Level Limit Line Margin (dB) Read Level Ant Factor Cable Loss Preamp Factor APos TPos Remark MHz dBuV/m dBuV/m dBuV dB/m dB dB cm deg 1 2427.00 93.91 ------ ------ 91.37 30.71 5.39 33.56 300 231 AVERAGE

Mode	38	
	Band Edge - R	
	2400-2483.5_802.11ax HE40_CH04_Full RU_2427MHz	
ANT	5+7	
Pol.	Vertical	Fundamental
Peak	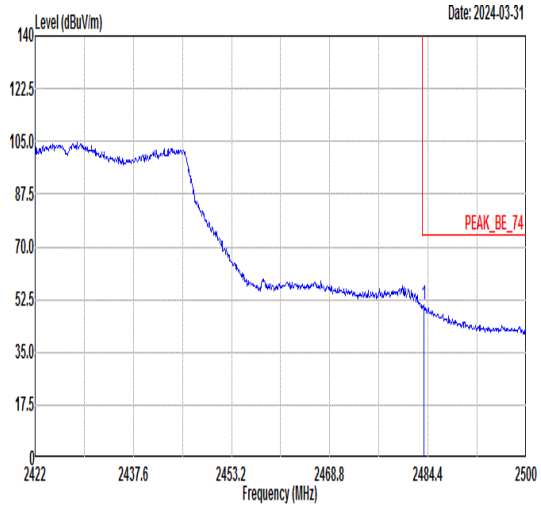 Freq Level Limit Line Margin (dB) Read Level Ant Factor Cable Loss Preamp Factor APos TPos Remark MHz dBuV/m dBuV/m dBuV dB/m dB dB cm deg 1 2483.78 50.82 74.00 -23.18 48.25 30.70 5.46 33.59 300 231 PEAK	Blank
Avg	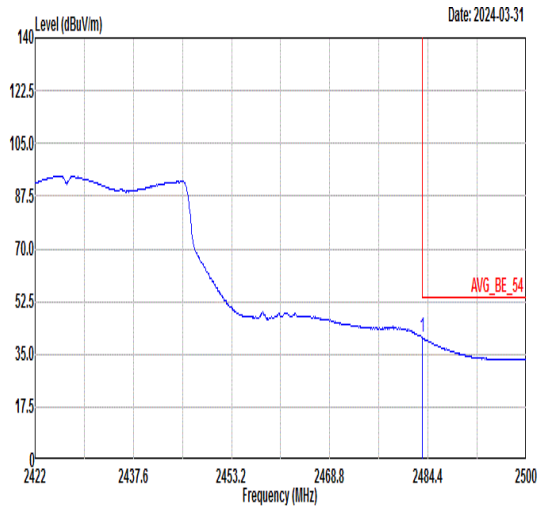 Freq Level Limit Line Margin (dB) Read Level Ant Factor Cable Loss Preamp Factor APos TPos Remark MHz dBuV/m dBuV/m dBuV dB/m dB dB cm deg 1 2483.54 40.43 54.00 -13.57 37.86 30.70 5.46 33.59 300 231 AVERAGE	Blank

Mode	39	
	Band Edge - L	
	2400-2483.5_802.11ax HE40_CH08_Full RU_2447MHz	
ANT	5+7	
Pol.	Horizontal	Fundamental
Peak	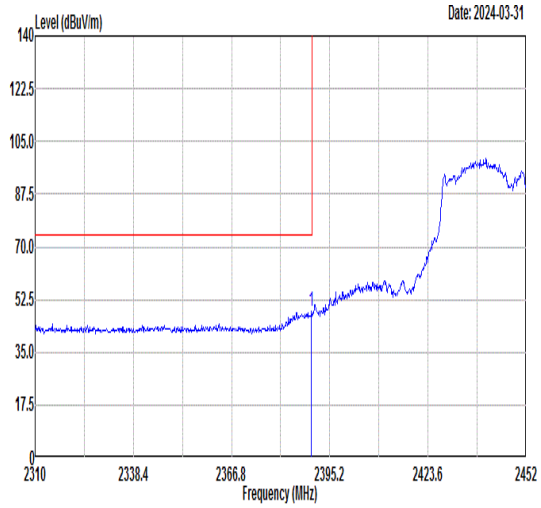 Freq Level Limit Line Margin (dB) Read Level Ant Factor Cable Loss Preamp Factor APos TPos Remark 1 2389.95 48.44 74.00 -25.56 45.89 30.72 5.36 33.53 317 152 PEAK	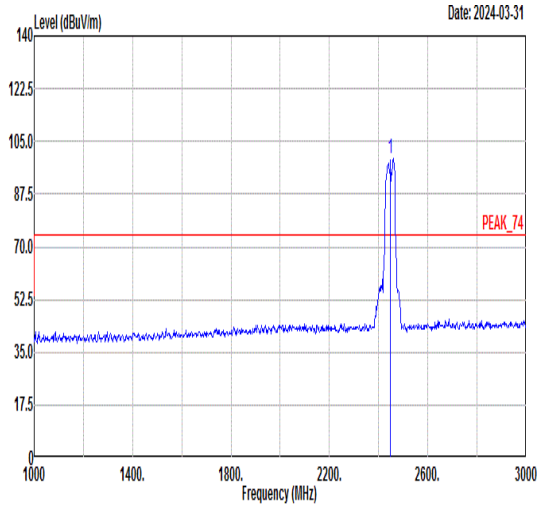 Freq Level Limit Line Margin (dB) Read Level Ant Factor Cable Loss Preamp Factor APos TPos Remark 1 2447.00 99.41 ------ ------ 96.84 30.71 5.44 33.58 317 152 PEAK
Avg	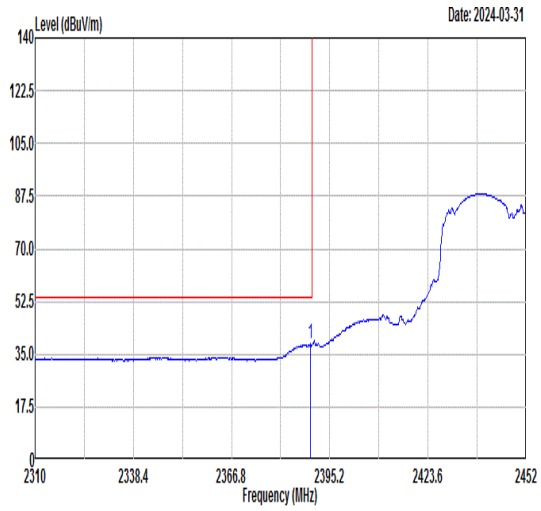 Freq Level Limit Line Margin (dB) Read Level Ant Factor Cable Loss Preamp Factor APos TPos Remark 1 2389.52 38.64 54.00 -15.36 36.09 30.72 5.36 33.53 317 152 AVERAGE	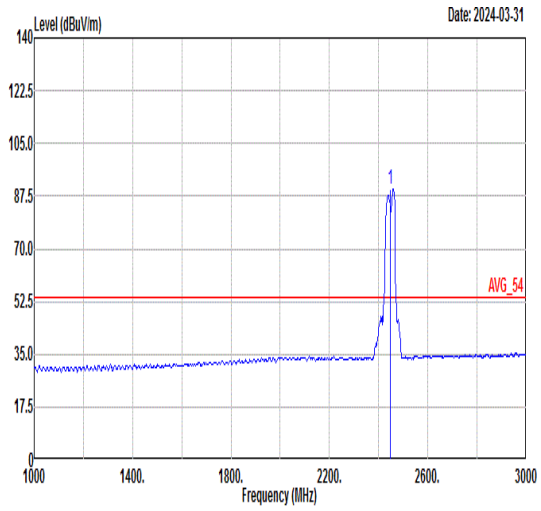 Freq Level Limit Line Margin (dB) Read Level Ant Factor Cable Loss Preamp Factor APos TPos Remark 1 2447.00 90.03 ------ ------ 87.47 30.71 5.43 33.58 317 152 AVERAGE

Mode	39	
	Band Edge - R	
	2400-2483.5_802.11ax HE40_CH08_Full RU_2447MHz	
ANT	5+7	
Pol.	Horizontal	Fundamental
Peak	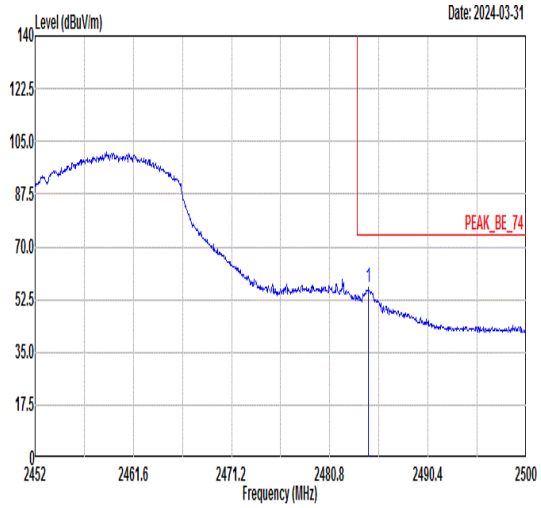 Freq Level Limit Line Margin (dB) Read Level Ant Factor Cable Loss Preamp Factor APos TPos Remark MHz dBuV/m dBuV/m dBuV dB/m dB dB cm deg 1 2484.59 56.30 74.00 -17.70 53.73 30.70 5.46 33.59 317 152 PEAK	Blank
Avg	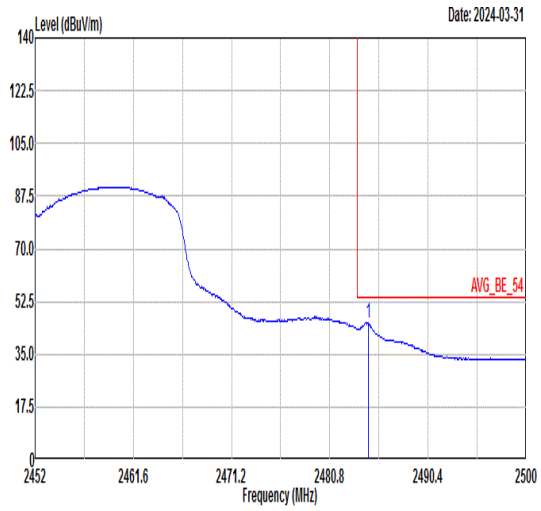 Freq Level Limit Line Margin (dB) Read Level Ant Factor Cable Loss Preamp Factor APos TPos Remark MHz dBuV/m dBuV/m dBuV dB/m dB dB cm deg 1 2484.54 45.55 54.00 -8.45 42.98 30.70 5.46 33.59 317 152 AVERAGE	Blank

Mode	39	
	Band Edge - L	
	2400-2483.5_802.11ax HE40_CH08_Full RU_2447MHz	
ANT	5+7	
Pol.	Vertical	Fundamental
Peak	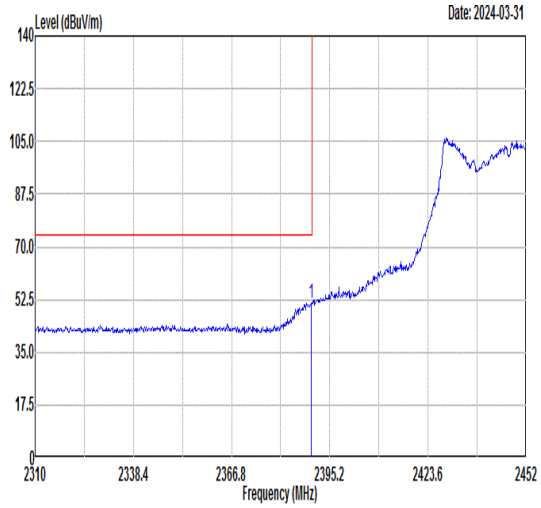 Freq Level Limit Line Margin (dB) Read Level Ant Factor Cable Loss Preamp Factor APos TPos Remark MHz dBuV/m dBuV/m dBuV dB/m dB dB cm deg 1 2389.95 51.51 74.00 -22.49 48.96 30.72 5.36 33.53 228 238 PEAK	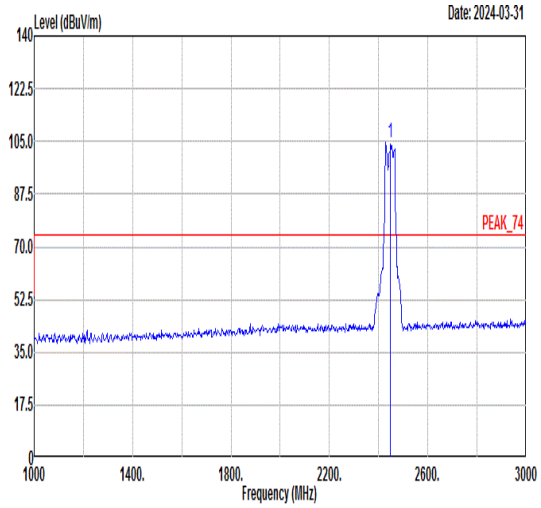 Freq Level Limit Line Margin (dB) Read Level Ant Factor Cable Loss Preamp Factor APos TPos Remark MHz dBuV/m dBuV/m dBuV dB/m dB dB cm deg 1 2447.00 104.54 ------ ------ 101.99 30.71 5.40 33.56 228 238 PEAK
Avg	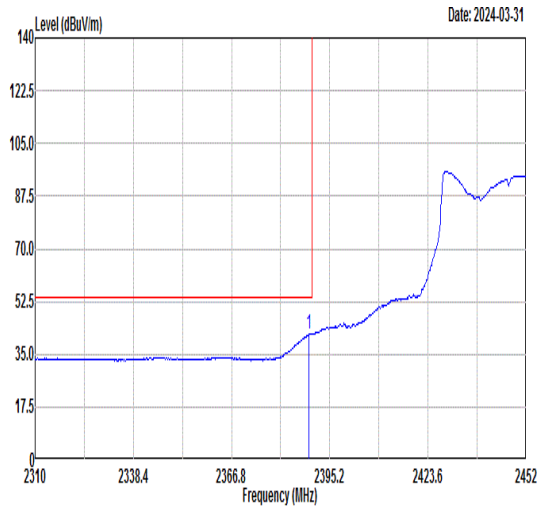 Freq Level Limit Line Margin (dB) Read Level Ant Factor Cable Loss Preamp Factor APos TPos Remark MHz dBuV/m dBuV/m dBuV dB/m dB dB cm deg 1 2389.24 42.00 54.00 -12.00 39.45 30.72 5.36 33.53 228 238 AVERAGE	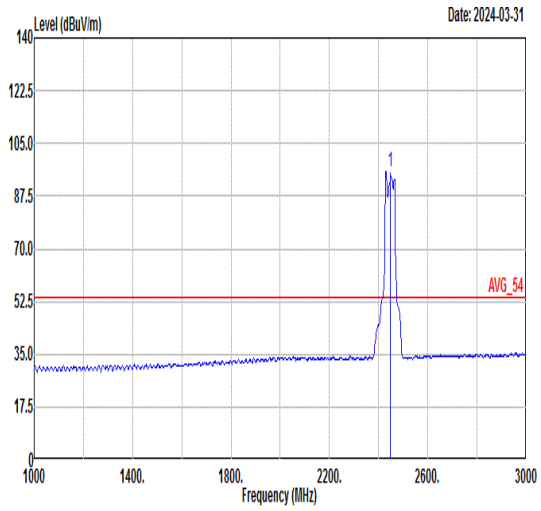 Freq Level Limit Line Margin (dB) Read Level Ant Factor Cable Loss Preamp Factor APos TPos Remark MHz dBuV/m dBuV/m dBuV dB/m dB dB cm deg 1 2447.00 95.62 ------ ------ 93.07 30.71 5.40 33.56 228 238 AVERAGE

Mode	39	
	Band Edge - R	
	2400-2483.5_802.11ax HE40_CH08_Full RU_2447MHz	
ANT	5+7	
Pol.	Vertical	Fundamental
Peak	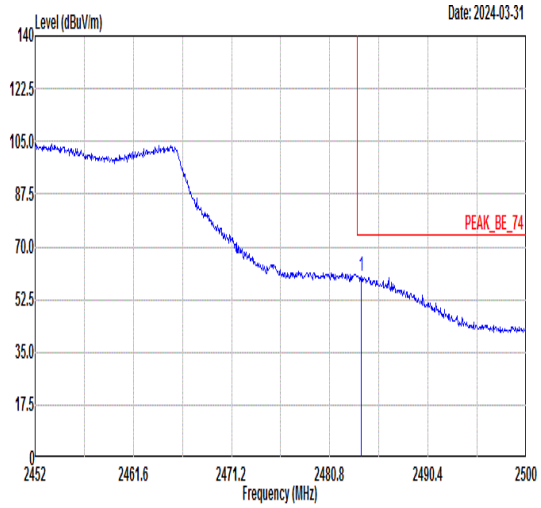 Freq Level Limit Line Margin (dB) Read Level Ant Factor Cable Loss Preamp Factor APos TPos Remark MHz dBuV/m dBuV/m dBuV dB/m dB dB cm deg 1 2483.87 60.32 74.00 -13.68 57.75 30.70 5.46 33.59 228 238 PEAK	Blank
Avg	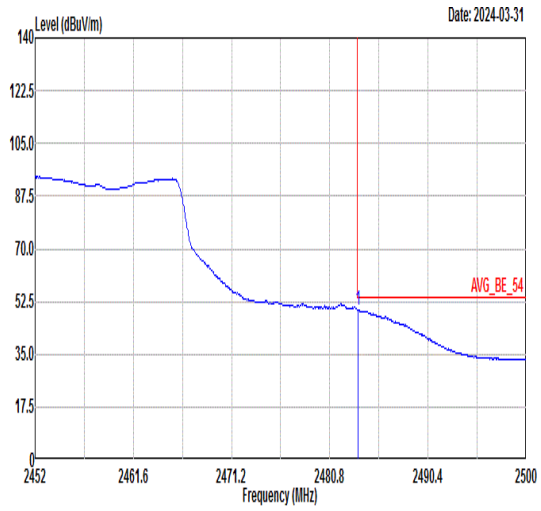 Freq Level Limit Line Margin (dB) Read Level Ant Factor Cable Loss Preamp Factor APos TPos Remark MHz dBuV/m dBuV/m dBuV dB/m dB dB cm deg 1 2483.54 49.65 54.00 -4.35 47.08 30.70 5.46 33.59 228 238 AVERAGE	Blank

Mode	40	
	Band Edge	
	2400-2483.5_802.11BE EHT20_CH02_Full RU_2417MHz	
ANT	5+7	
Pol.	Horizontal	Fundamental
Peak	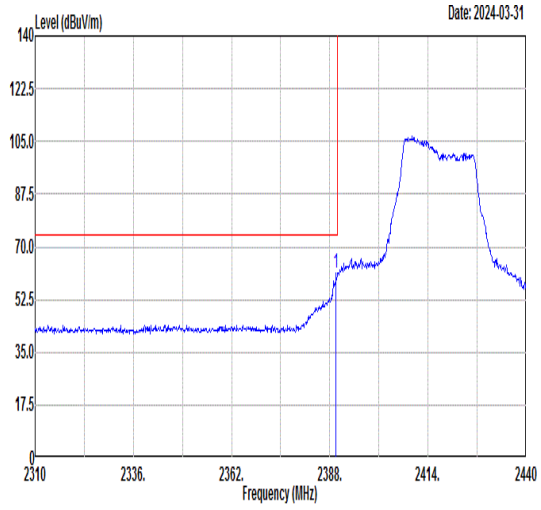 Freq Level Limit Line Margin Read Level Ant Factor Cable Loss Preamp Factor APos TPos Remark MHz dBuV/m dBuV/m dB dBuV dB/m dB dB cm deg 1 2389.69 61.30 74.00 -12.70 58.75 30.72 5.36 33.53 400 8 PEAK	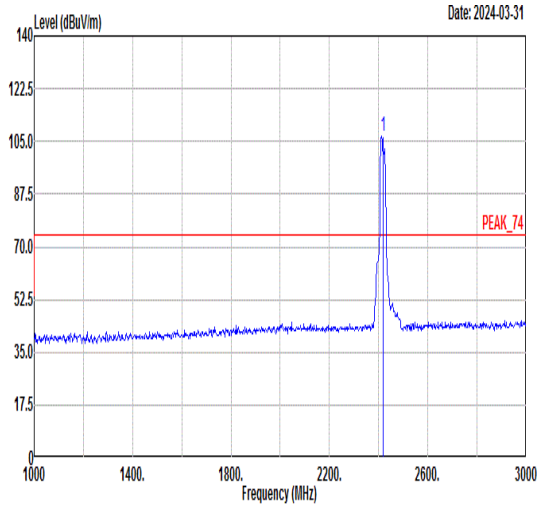 Freq Level Limit Line Margin Read Level Ant Factor Cable Loss Preamp Factor APos TPos Remark MHz dBuV/m dBuV/m dB dBuV dB/m dB dB cm deg 1 2417.00 106.55 ------ ------ 104.00 30.72 5.38 33.55 400 8 PEAK
Avg	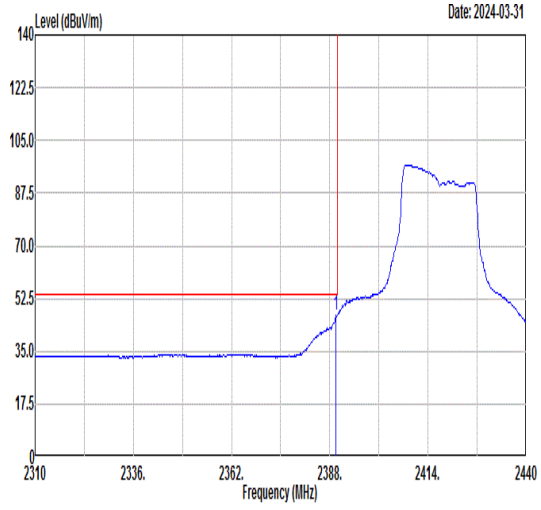 Freq Level Limit Line Margin Read Level Ant Factor Cable Loss Preamp Factor APos TPos Remark MHz dBuV/m dBuV/m dB dBuV dB/m dB dB cm deg 1 2389.56 46.87 54.00 -7.13 44.32 30.72 5.36 33.53 400 8 AVERAGE	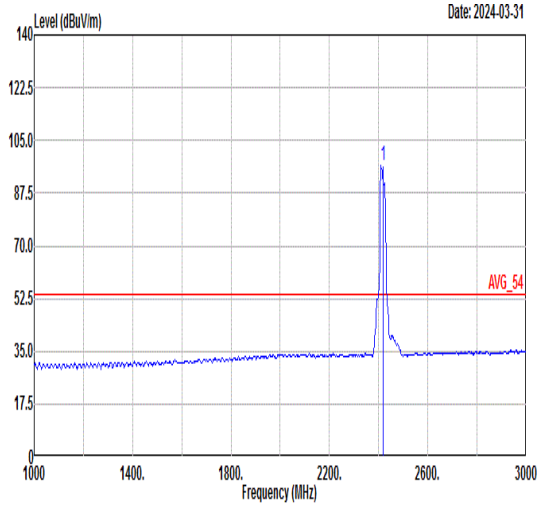 Freq Level Limit Line Margin Read Level Ant Factor Cable Loss Preamp Factor APos TPos Remark MHz dBuV/m dBuV/m dB dBuV dB/m dB dB cm deg 1 2417.00 96.65 ------ ------ 94.10 30.72 5.37 33.54 400 8 AVERAGE

Mode	40	
	Band Edge	
	2400-2483.5_802.11BE EHT20_CH02_Full RU_2417MHz	
ANT	5+7	
Pol.	Vertical	Fundamental
Peak	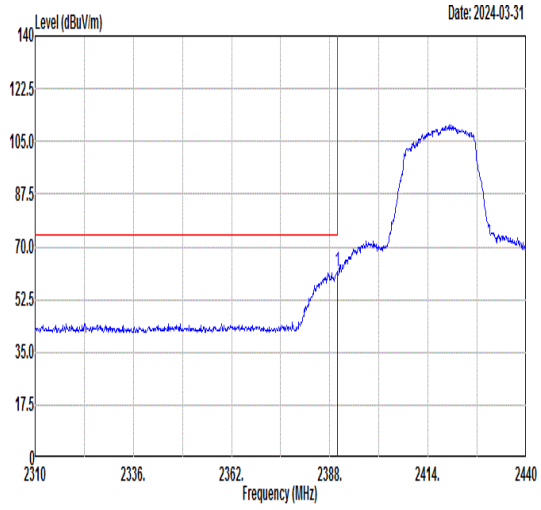 Freq Level Limit Line Margin Read Level Ant Factor Cable Loss Preamp Factor APos TPos Remark MHz dBuV/m dBuV/m dB dBuV dB/m dB dB cm deg 1 2389.95 61.71 74.00 -12.29 59.16 30.72 5.36 33.53 268 240 PEAK	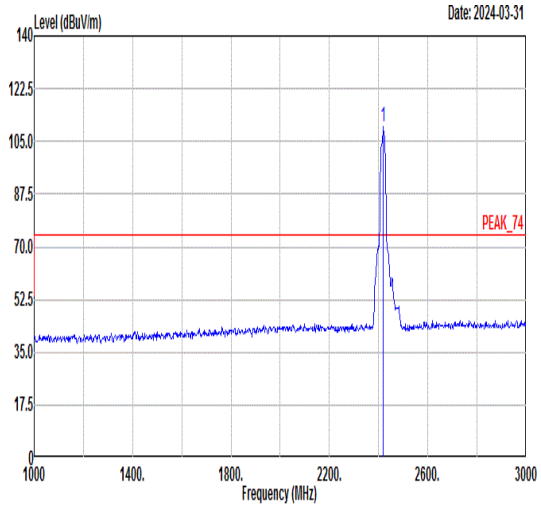 Freq Level Limit Line Margin Read Level Ant Factor Cable Loss Preamp Factor APos TPos Remark MHz dBuV/m dBuV/m dB dBuV dB/m dB dB cm deg 1 2417.00 109.68 ------ ------ 107.12 30.72 5.39 33.55 268 240 PEAK
Avg	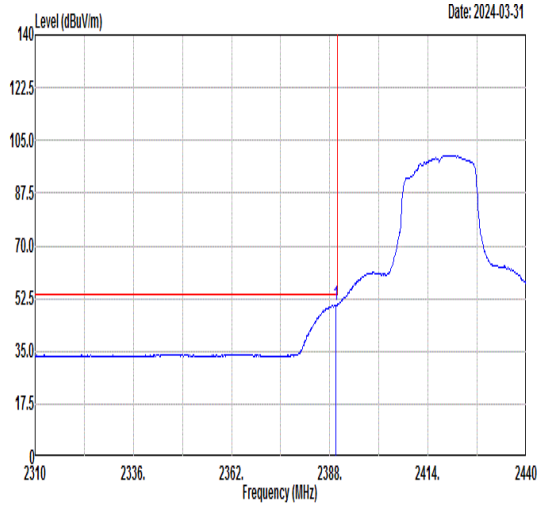 Freq Level Limit Line Margin Read Level Ant Factor Cable Loss Preamp Factor APos TPos Remark MHz dBuV/m dBuV/m dB dBuV dB/m dB dB cm deg 1 2389.69 50.41 54.00 -3.59 47.86 30.72 5.36 33.53 268 240 AVERAGE	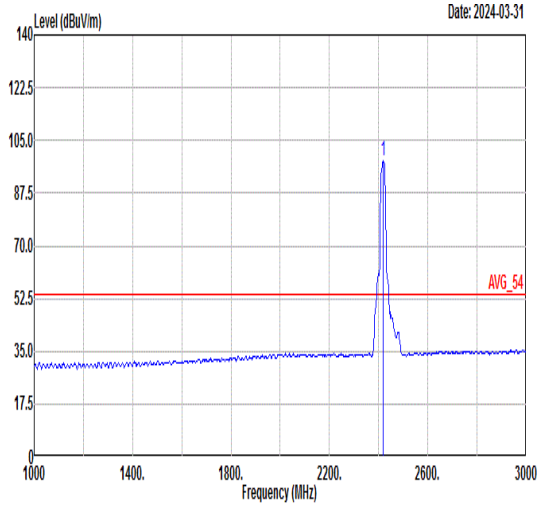 Freq Level Limit Line Margin Read Level Ant Factor Cable Loss Preamp Factor APos TPos Remark MHz dBuV/m dBuV/m dB dBuV dB/m dB dB cm deg 1 2417.00 98.13 ------ ------ 95.57 30.72 5.39 33.55 268 240 AVERAGE

Mode	41	
	Band Edge	
	2400-2483.5_802.11BE EHT20_CH10_Full RU_2457MHz	
ANT	5+7	
Pol.	Horizontal	Fundamental
Peak	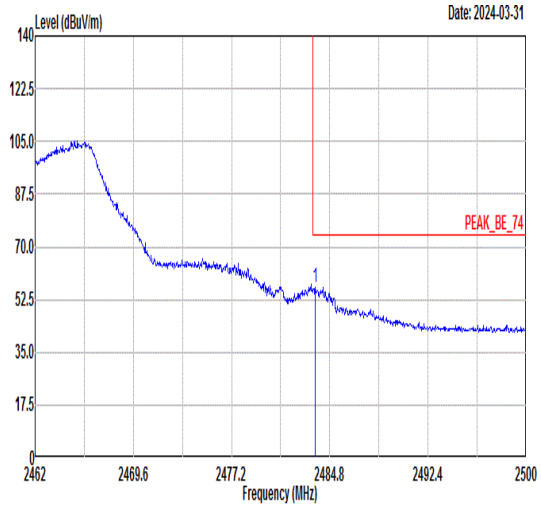 Freq Level Limit Line Margin (dB) Read Level Ant Factor Cable Loss Preamp Factor APos TPos Remark MHz dBuV/m dBuV/m dBuV dB/m dB dB cm deg 1 2483.66 56.34 74.00 -17.66 53.77 30.70 5.46 33.59 400 160 PEAK	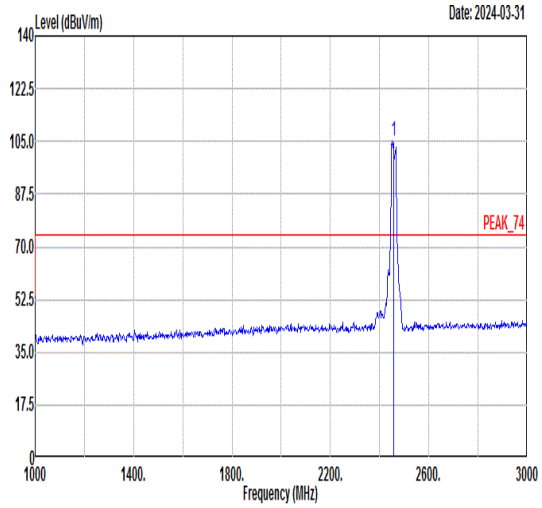 Freq Level Limit Line Margin (dB) Read Level Ant Factor Cable Loss Preamp Factor APos TPos Remark MHz dBuV/m dBuV/m dBuV dB/m dB dB cm deg 1 2457.00 105.37 ------ ------ 102.81 30.71 5.42 33.57 400 160 PEAK
Avg	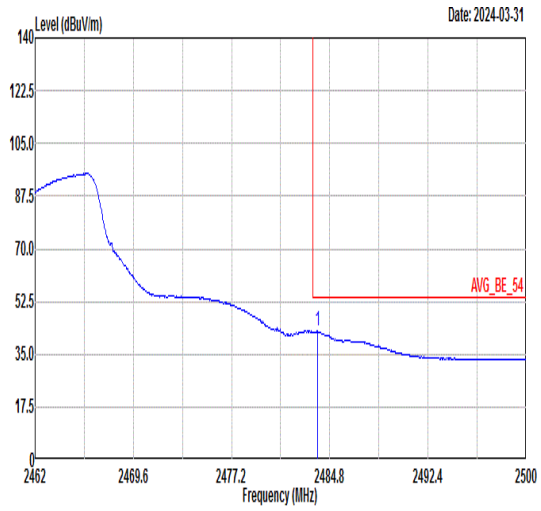 Freq Level Limit Line Margin (dB) Read Level Ant Factor Cable Loss Preamp Factor APos TPos Remark MHz dBuV/m dBuV/m dBuV dB/m dB dB cm deg 1 2483.85 42.69 54.00 -11.31 40.12 30.70 5.46 33.59 400 160 AVERAGE	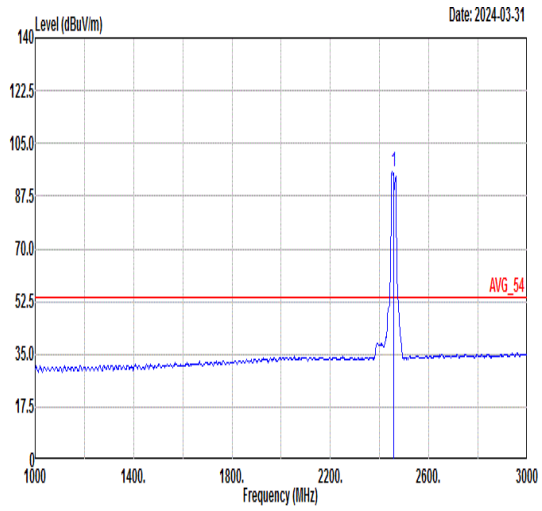 Freq Level Limit Line Margin (dB) Read Level Ant Factor Cable Loss Preamp Factor APos TPos Remark MHz dBuV/m dBuV/m dBuV dB/m dB dB cm deg 1 2457.00 95.53 ------ ------ 92.97 30.71 5.42 33.57 400 160 AVERAGE

Mode	41	
	Band Edge	
	2400-2483.5_802.11BE EHT20_CH10_Full RU_2457MHz	
ANT	5+7	
Pol.	Vertical	Fundamental
Peak	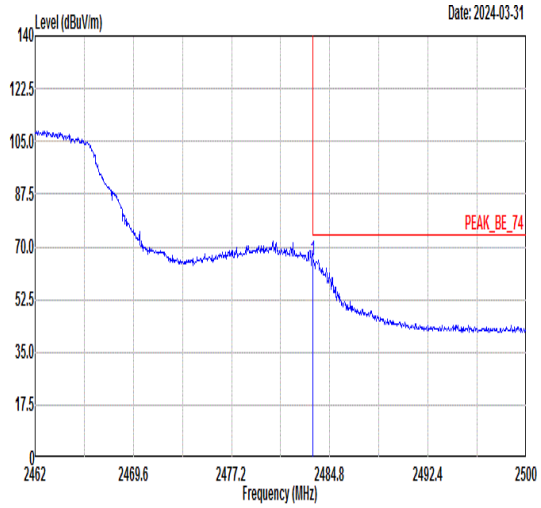 Freq Level Limit Line Margin (dB) Read Level Ant Factor Cable Loss Preamp Factor APos TPos Remark 1 2483.51 65.45 74.00 -8.55 62.88 30.70 5.46 33.59 211 295 PEAK	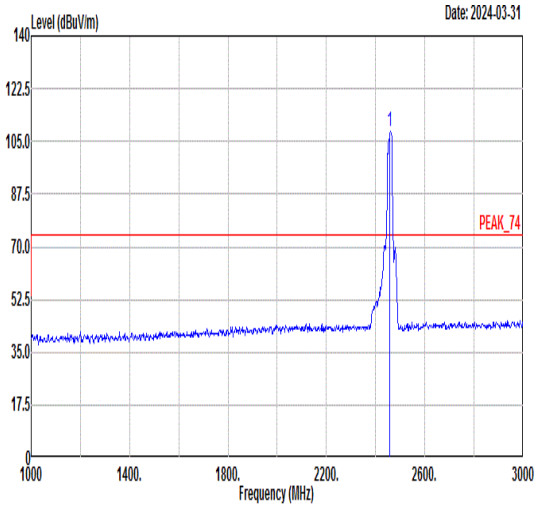 Freq Level Limit Line Margin (dB) Read Level Ant Factor Cable Loss Preamp Factor APos TPos Remark 1 2457.00 108.52 ------ ------ 105.95 30.71 5.44 33.58 211 295 PEAK
Avg	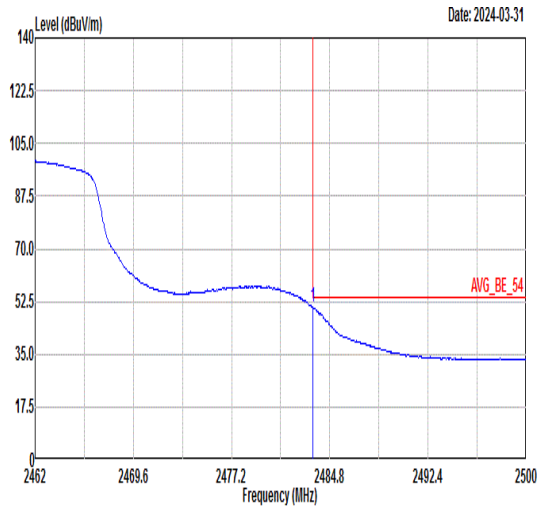 Freq Level Limit Line Margin (dB) Read Level Ant Factor Cable Loss Preamp Factor APos TPos Remark 1 2483.51 50.57 54.00 -3.43 48.00 30.70 5.46 33.59 211 295 AVERAGE	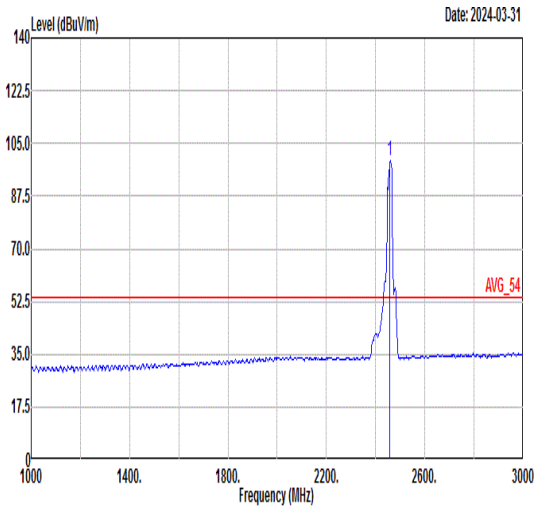 Freq Level Limit Line Margin (dB) Read Level Ant Factor Cable Loss Preamp Factor APos TPos Remark 1 2457.00 99.31 ------ ------ 96.75 30.71 5.43 33.58 211 295 AVERAGE

Mode	42	
	Band Edge - L	
	2400-2483.5_802.11BE EHT40_CH04_Full RU_2427MHz	
ANT	5+7	
Pol.	Horizontal	Fundamental
Peak	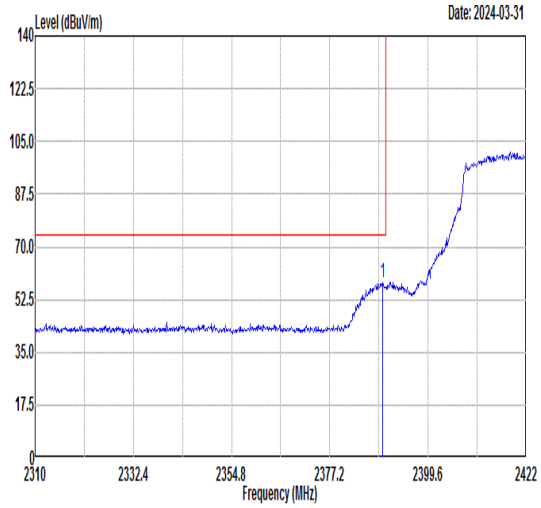 Freq Level Limit Line Margin (dB) Read Level Ant Factor Cable Loss Preamp Factor APos TPos Remark MHz dBuV/m dBuV/m dBuV dB/m dB dB cm deg 1 2389.30 58.04 74.00 -15.96 55.49 30.72 5.36 33.53 350 360 PEAK	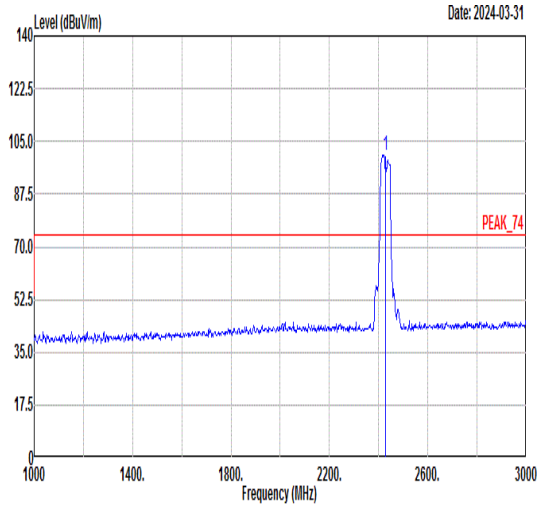 Freq Level Limit Line Margin (dB) Read Level Ant Factor Cable Loss Preamp Factor APos TPos Remark MHz dBuV/m dBuV/m dBuV dB/m dB dB cm deg 1 2427.00 100.42 ------ ------ 97.86 30.72 5.39 33.55 350 360 PEAK
Avg	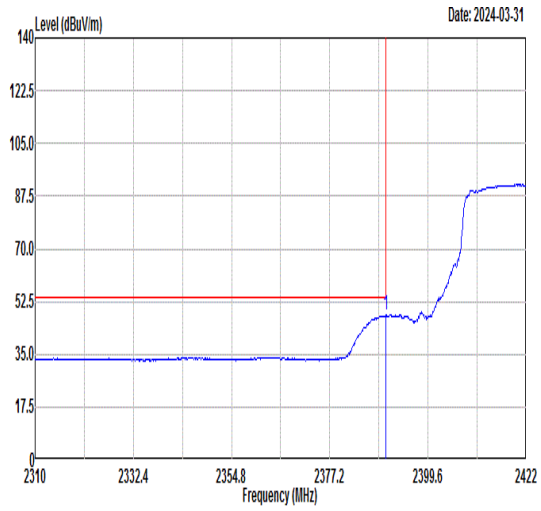 Freq Level Limit Line Margin (dB) Read Level Ant Factor Cable Loss Preamp Factor APos TPos Remark MHz dBuV/m dBuV/m dBuV dB/m dB dB cm deg 1 2389.97 47.87 54.00 -6.13 45.32 30.72 5.36 33.53 350 360 AVERAGE	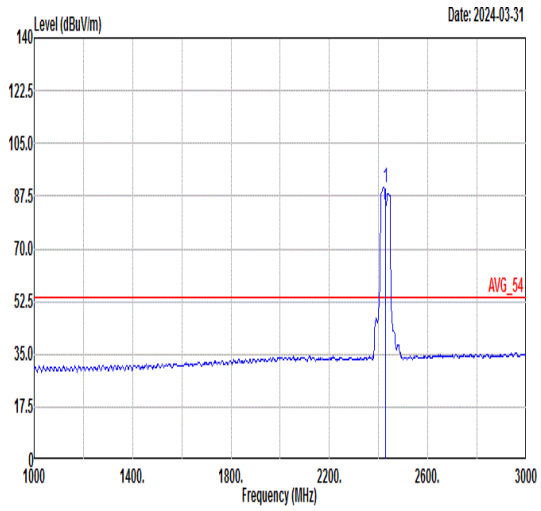 Freq Level Limit Line Margin (dB) Read Level Ant Factor Cable Loss Preamp Factor APos TPos Remark MHz dBuV/m dBuV/m dBuV dB/m dB dB cm deg 1 2427.00 90.38 ------ ------ 87.82 30.72 5.39 33.55 350 360 AVERAGE

Mode	42	
	Band Edge - R	
	2400-2483.5_802.11BE EHT40_CH04_Full RU_2427MHz	
ANT	5+7	
Pol.	Horizontal	Fundamental
Peak	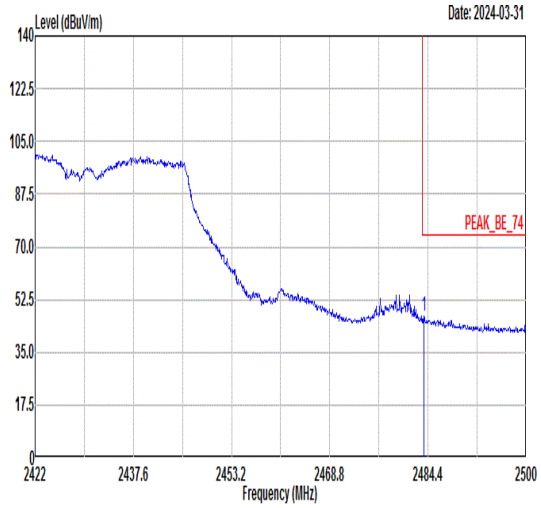 Freq Level Limit Line Margin (dB) Read Level Ant Factor Cable Loss Preamp Factor APos TPos Remark MHz dBuV/m dBuV/m dBuV dB/m dB dB cm deg 1 2483.70 47.25 74.00 -26.75 44.68 30.70 5.46 33.59 350 360 PEAK	Blank
Avg	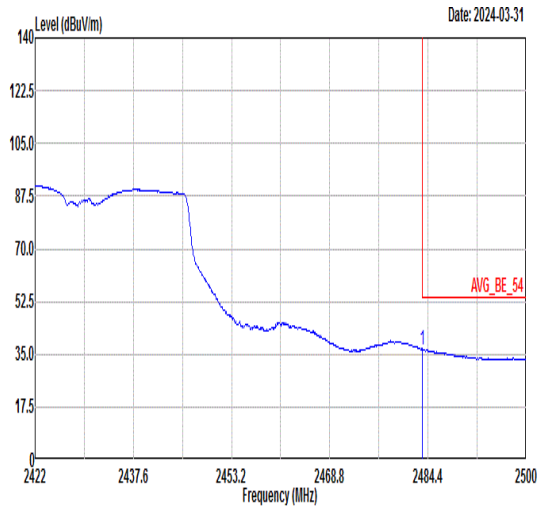 Freq Level Limit Line Margin (dB) Read Level Ant Factor Cable Loss Preamp Factor APos TPos Remark MHz dBuV/m dBuV/m dBuV dB/m dB dB cm deg 1 2483.54 36.60 54.00 -17.40 34.03 30.70 5.46 33.59 350 360 AVERAGE	Blank

Mode	42	
	Band Edge - L	
	2400-2483.5_802.11BE EHT40_CH04_Full RU_2427MHz	
ANT	5+7	
Pol.	Vertical	Fundamental
Peak	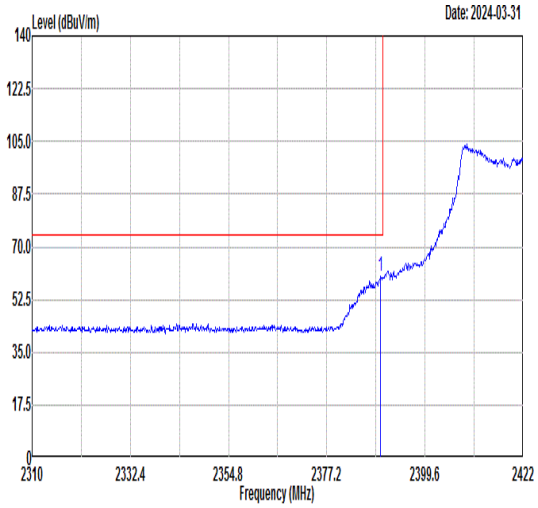 Freq Level Limit Line Margin (dB) Read Level Ant Factor Cable Loss Preamp Factor APos TPos Remark MHz dBuV/m dBuV/m dBuV dB/m dB dB cm deg 1 2389.52 60.32 74.00 -13.68 57.77 30.72 5.36 33.53 300 274 PEAK	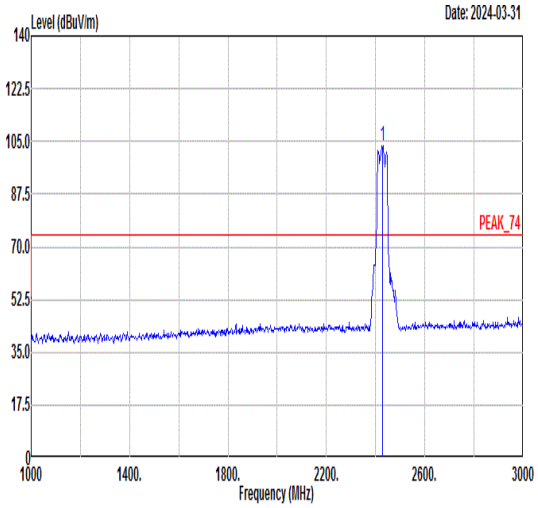 Freq Level Limit Line Margin (dB) Read Level Ant Factor Cable Loss Preamp Factor APos TPos Remark MHz dBuV/m dBuV/m dBuV dB/m dB dB cm deg 1 2427.00 103.55 ------ ------ 101.00 30.71 5.40 33.56 300 274 PEAK
Avg	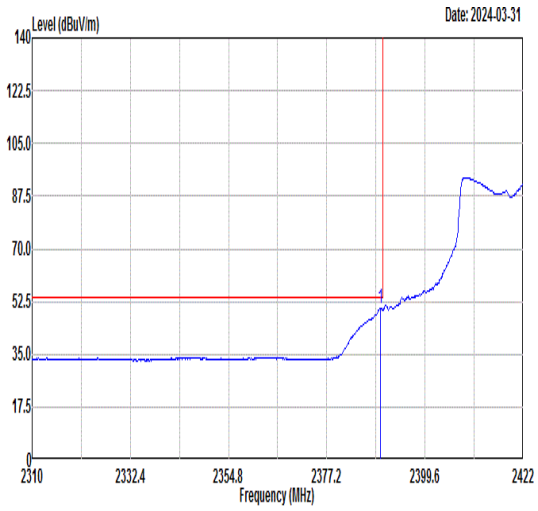 Freq Level Limit Line Margin (dB) Read Level Ant Factor Cable Loss Preamp Factor APos TPos Remark MHz dBuV/m dBuV/m dBuV dB/m dB dB cm deg 1 2389.41 50.44 54.00 -3.56 47.89 30.72 5.36 33.53 300 274 AVERAGE	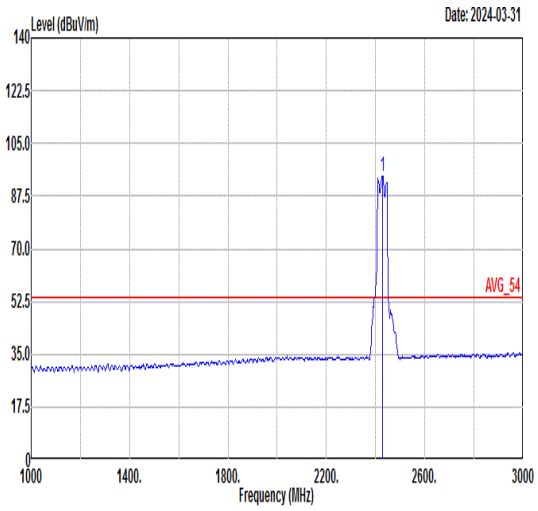 Freq Level Limit Line Margin (dB) Read Level Ant Factor Cable Loss Preamp Factor APos TPos Remark MHz dBuV/m dBuV/m dBuV dB/m dB dB cm deg 1 2427.00 94.06 ------ ------ 91.51 30.71 5.40 33.56 300 274 AVERAGE

Mode	42	
	Band Edge - R	
	2400-2483.5_802.11BE EHT40_CH04_Full RU_2427MHz	
ANT	5+7	
Pol.	Vertical	Fundamental
Peak	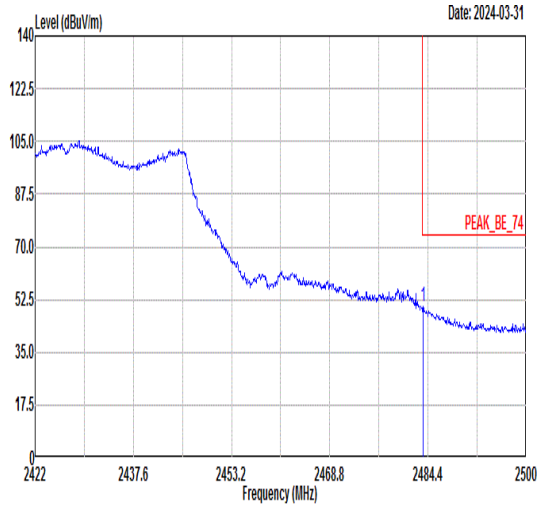 Freq Level Limit Line Margin (dB) Read Level Ant Factor Cable Loss Preamp Factor APos TPos Remark MHz dBuV/m dBuV/m dBuV dB/m dB dB cm deg 1 2483.62 50.11 74.00 -23.89 47.54 30.70 5.46 33.59 300 274 PEAK	Blank
Avg	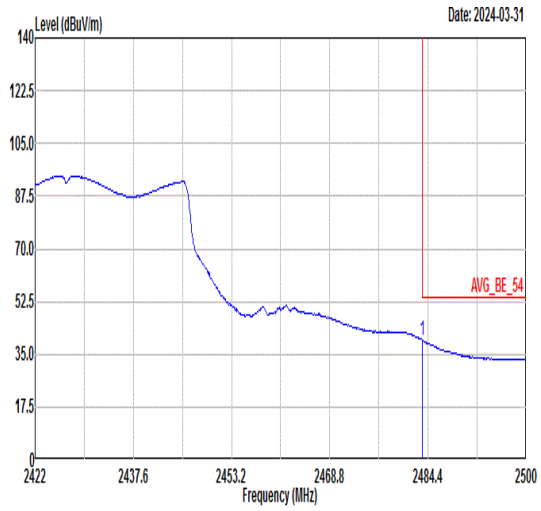 Freq Level Limit Line Margin (dB) Read Level Ant Factor Cable Loss Preamp Factor APos TPos Remark MHz dBuV/m dBuV/m dBuV dB/m dB dB cm deg 1 2483.54 39.53 54.00 -14.47 36.96 30.70 5.46 33.59 300 274 AVERAGE	Blank

Mode	43	
	Band Edge - L	
	2400-2483.5_802.11BE EHT40_CH08_Full RU_2447MHz	
ANT	5+7	
Pol.	Horizontal	Fundamental
Peak	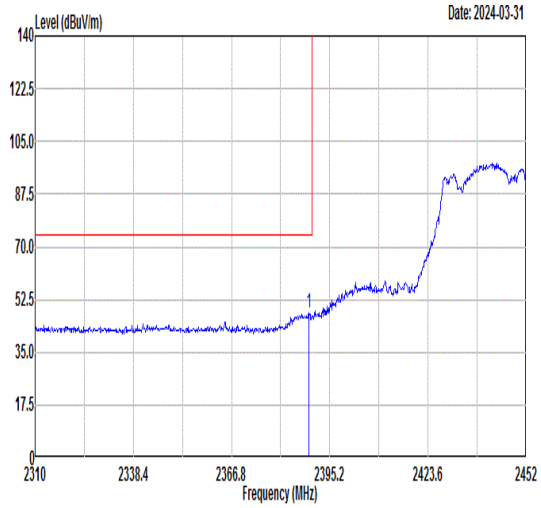 Freq Level Limit Line Margin (dB) Read Level Ant Factor Cable Loss Preamp Factor APos TPos Remark 1 2389.24 47.87 74.00 -26.13 45.32 30.72 5.36 33.53 291 360 PEAK	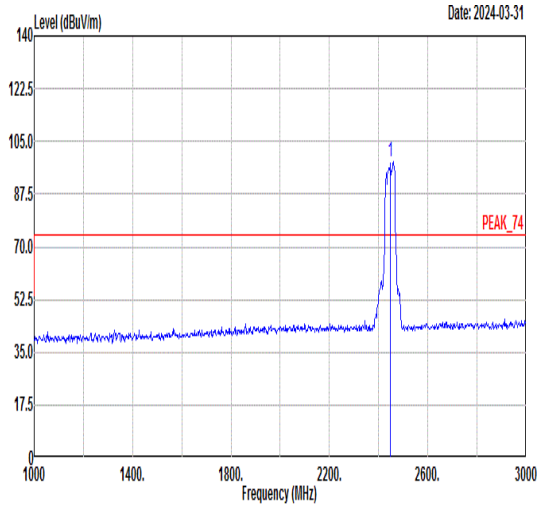 Freq Level Limit Line Margin (dB) Read Level Ant Factor Cable Loss Preamp Factor APos TPos Remark 1 2447.00 98.26 ------ ------ 95.70 30.71 5.43 33.58 291 360 PEAK
Avg	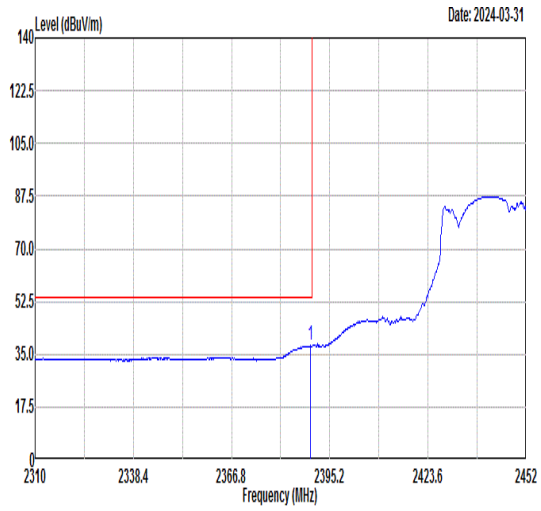 Freq Level Limit Line Margin (dB) Read Level Ant Factor Cable Loss Preamp Factor APos TPos Remark 1 2389.66 37.96 54.00 -16.04 35.41 30.72 5.36 33.53 291 360 AVERAGE	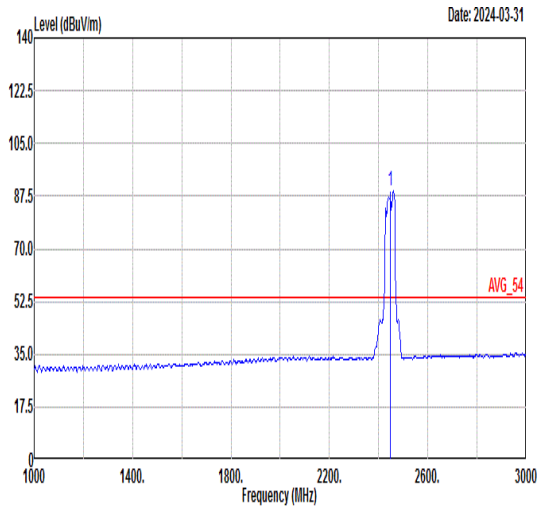 Freq Level Limit Line Margin (dB) Read Level Ant Factor Cable Loss Preamp Factor APos TPos Remark 1 2447.00 89.19 ------ ------ 86.62 30.71 5.44 33.58 291 360 AVERAGE

Mode	43	
	Band Edge - R	
	2400-2483.5_802.11BE EHT40_CH08_Full RU_2447MHz	
ANT	5+7	
Pol.	Horizontal	Fundamental
Peak	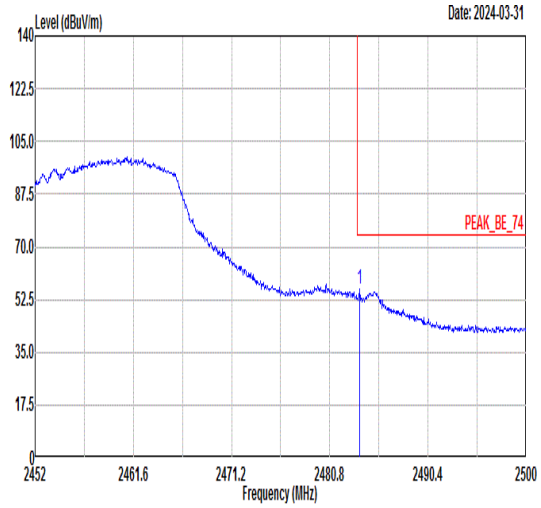 Freq Level Limit Line Margin (dB) Read Level Ant Factor Cable Loss Preamp Factor APos TPos Remark MHz dBuV/m dBuV/m dBuV dB/m dB dB cm deg 1 2483.73 56.07 74.00 -17.93 53.50 30.70 5.46 33.59 291 360 PEAK	Blank
Avg	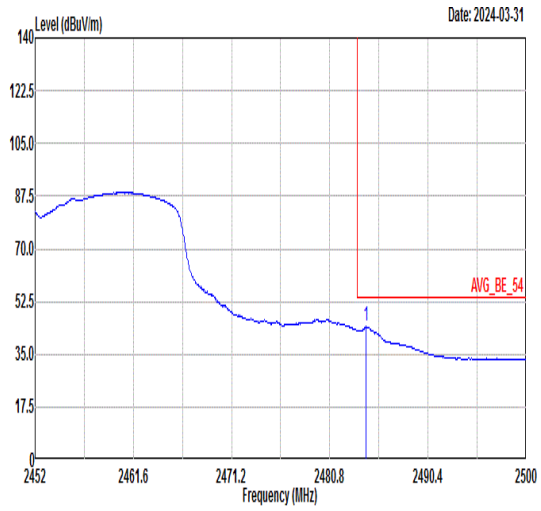 Freq Level Limit Line Margin (dB) Read Level Ant Factor Cable Loss Preamp Factor APos TPos Remark MHz dBuV/m dBuV/m dBuV dB/m dB dB cm deg 1 2484.35 44.12 54.00 -9.88 41.55 30.70 5.46 33.59 291 360 AVERAGE	Blank

Mode	43	
	Band Edge - L	
	2400-2483.5_802.11BE EHT40_CH08_Full RU_2447MHz	
ANT	5+7	
Pol.	Vertical	Fundamental
Peak	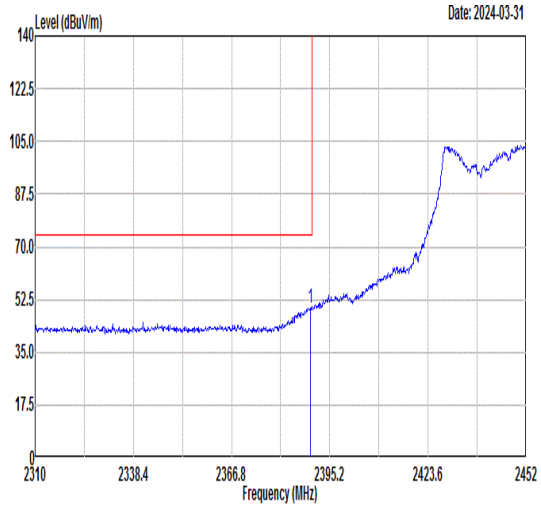 Freq Level Limit Line Margin (dB) Read Level Ant Factor Cable Loss Preamp Factor APos TPos Remark 1 2389.66 49.83 74.00 -24.17 47.28 30.72 5.36 33.53 200 296 PEAK	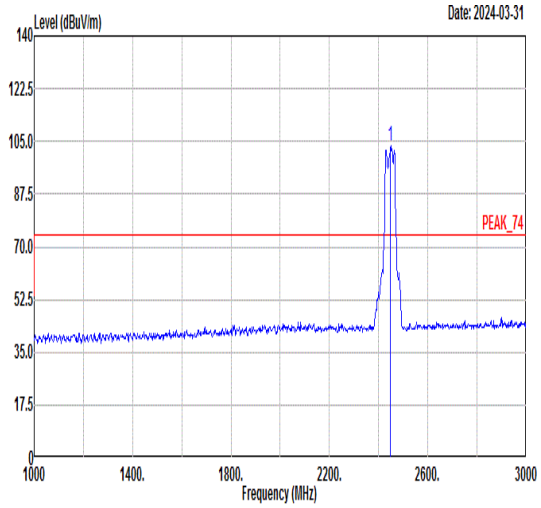 Freq Level Limit Line Margin (dB) Read Level Ant Factor Cable Loss Preamp Factor APos TPos Remark 1 2447.00 103.39 ------ ------ 100.83 30.71 5.42 33.57 200 296 PEAK
Avg	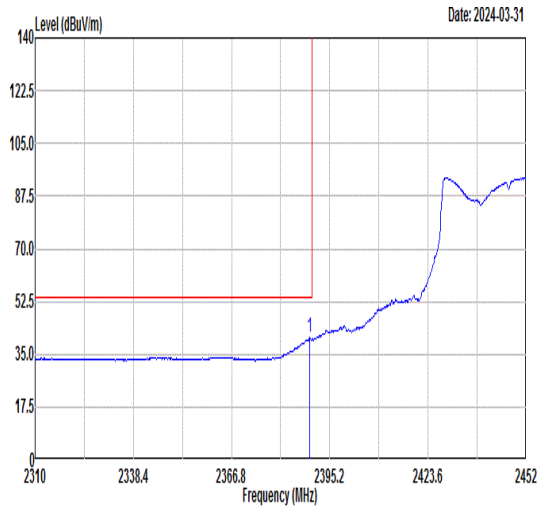 Freq Level Limit Line Margin (dB) Read Level Ant Factor Cable Loss Preamp Factor APos TPos Remark 1 2389.38 40.60 54.00 -13.40 38.05 30.72 5.36 33.53 200 296 AVERAGE	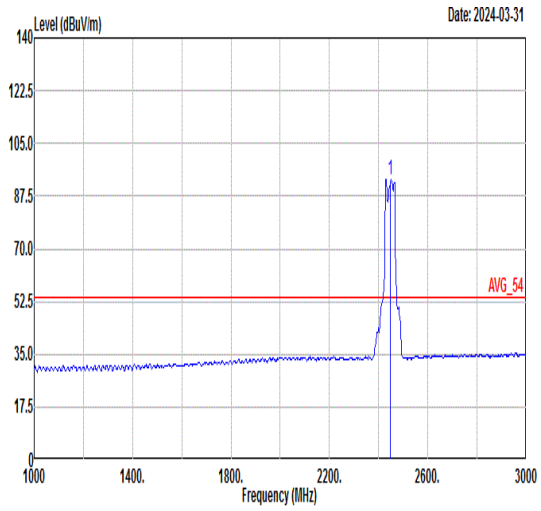 Freq Level Limit Line Margin (dB) Read Level Ant Factor Cable Loss Preamp Factor APos TPos Remark 1 2447.00 93.20 ------ ------ 90.65 30.71 5.40 33.56 200 296 AVERAGE

Mode	43	
	Band Edge - R	
	2400-2483.5_802.11BE EHT40_CH08_Full RU_2447MHz	
ANT	5+7	
Pol.	Vertical	Fundamental
Peak	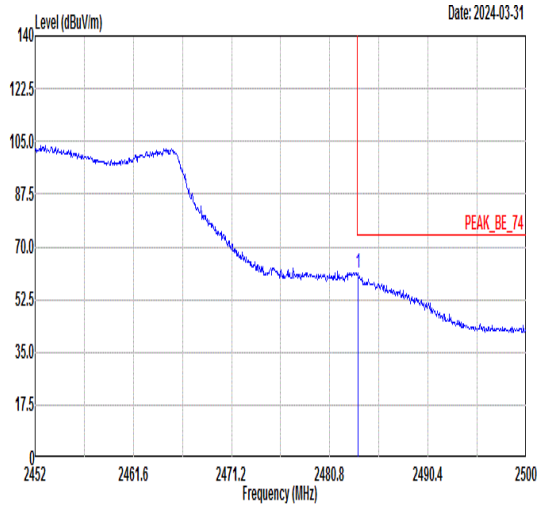 Freq Level Limit Line Margin (dB) Read Level Ant Factor Cable Loss Preamp Factor APos TPos Remark MHz dBuV/m dBuV/m dBuV dB/m dB dB cm deg 1 2483.54 61.35 74.00 -12.65 58.78 30.70 5.46 33.59 200 296 PEAK	Blank
Avg	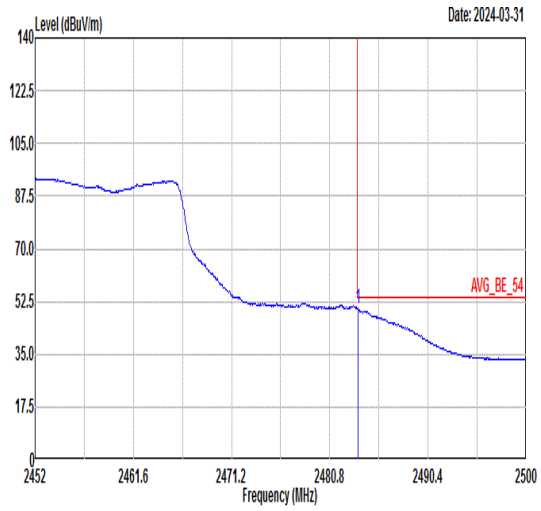 Freq Level Limit Line Margin (dB) Read Level Ant Factor Cable Loss Preamp Factor APos TPos Remark MHz dBuV/m dBuV/m dBuV dB/m dB dB cm deg 1 2483.54 50.08 54.00 -3.92 47.51 30.70 5.46 33.59 200 296 AVERAGE	Blank

Mode	44	
	Band Edge	
	2400-2483.5_802.11ax HE20_CH01_Full RU_2412MHz+LTE B48 Link	
Pol.	Horizontal	Fundamental
Peak	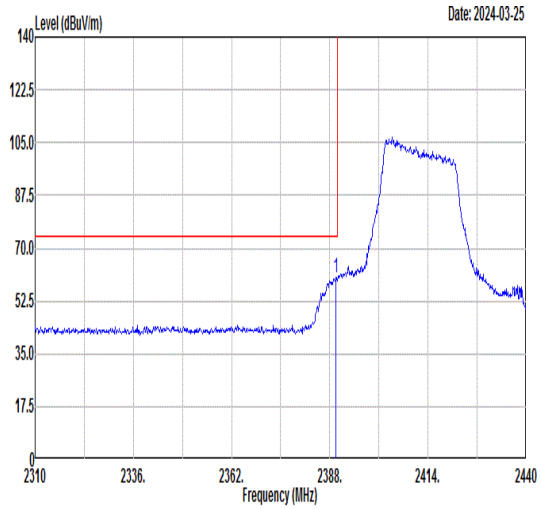 Freq Level Limit Line Margin (dB) Read Level Ant Factor Cable Loss Preamp Factor APos TPos Remark MHz dBuV/m dBuV/m dBuV dB/m dB dB cm deg 1 2389.69 60.39 74.00 -13.61 57.56 30.72 5.36 33.25 278 0 PEAK	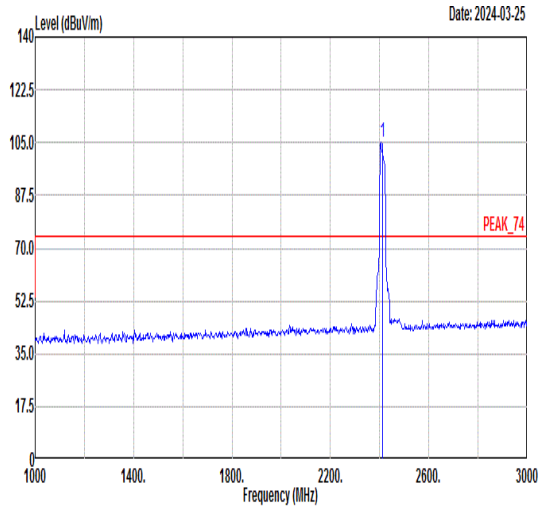 Freq Level Limit Line Margin (dB) Read Level Ant Factor Cable Loss Preamp Factor APos TPos Remark MHz dBuV/m dBuV/m dBuV dB/m dB dB cm deg 1 2412.00 105.16 ------ ------ 102.30 30.72 5.37 33.23 278 0 PEAK
Avg	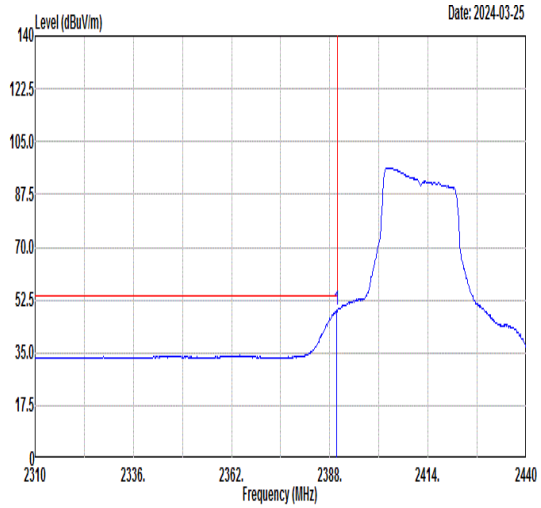 Freq Level Limit Line Margin (dB) Read Level Ant Factor Cable Loss Preamp Factor APos TPos Remark MHz dBuV/m dBuV/m dBuV dB/m dB dB cm deg 1 2389.82 48.90 54.00 -5.10 46.07 30.72 5.36 33.25 278 0 AVERAGE	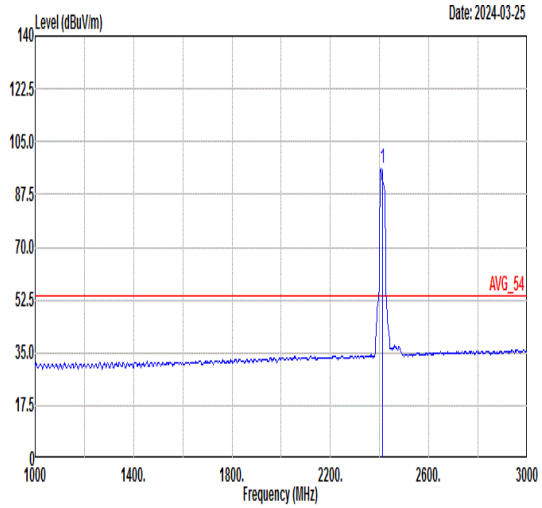 Freq Level Limit Line Margin (dB) Read Level Ant Factor Cable Loss Preamp Factor APos TPos Remark MHz dBuV/m dBuV/m dBuV dB/m dB dB cm deg 1 2412.00 96.22 ------ ------ 93.36 30.72 5.37 33.23 278 0 AVERAGE

Mode	44	
	Band Edge	
	2400-2483.5_802.11ax HE20_CH01_Full RU_2412MHz+ LTE B48 Link	
Pol.	Vertical	Fundamental
Peak	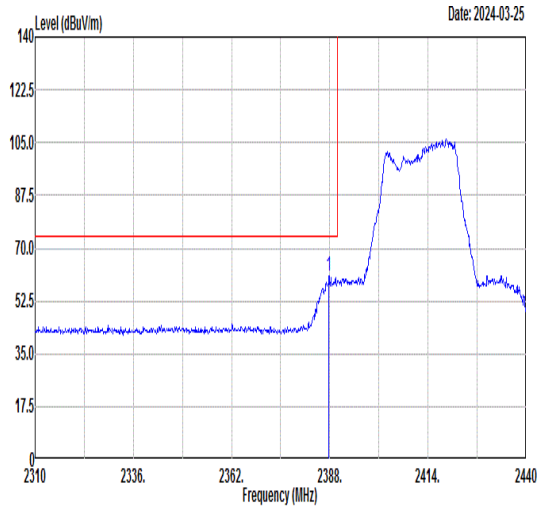 Freq Level Limit Line Margin (dB) Read Level Ant Factor Cable Loss Preamp Factor APos TPos Remark MHz dBuV/m dBuV/m dBuV dB/m dB dB cm deg 1 2387.74 60.97 74.00 -13.03 58.15 30.72 5.36 33.26 200 114 PEAK	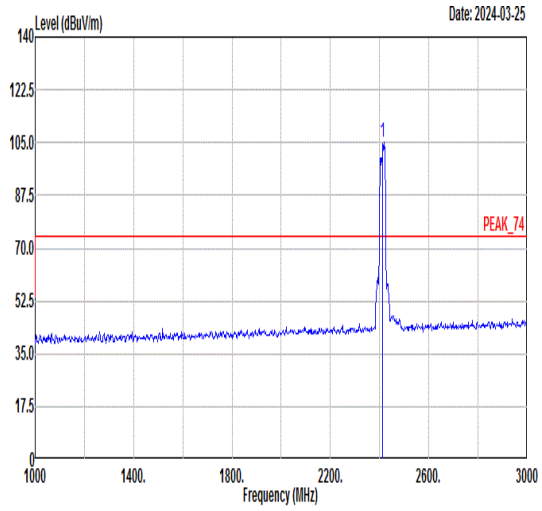 Freq Level Limit Line Margin (dB) Read Level Ant Factor Cable Loss Preamp Factor APos TPos Remark MHz dBuV/m dBuV/m dBuV dB/m dB dB cm deg 1 2412.00 105.21 ------ ------ 102.31 30.72 5.39 33.21 200 114 PEAK
Avg	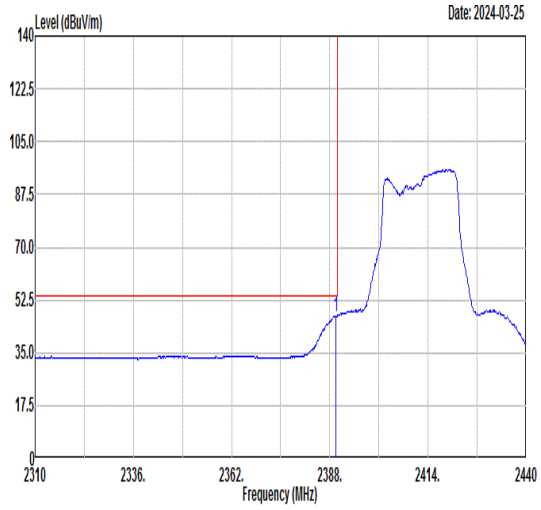 Freq Level Limit Line Margin (dB) Read Level Ant Factor Cable Loss Preamp Factor APos TPos Remark MHz dBuV/m dBuV/m dBuV dB/m dB dB cm deg 1 2389.56 47.26 54.00 -6.74 44.43 30.72 5.36 33.25 200 114 AVERAGE	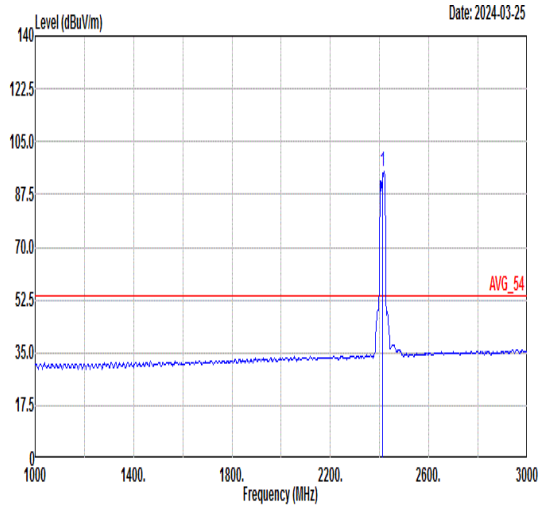 Freq Level Limit Line Margin (dB) Read Level Ant Factor Cable Loss Preamp Factor APos TPos Remark MHz dBuV/m dBuV/m dBuV dB/m dB dB cm deg 1 2412.00 94.97 ------ ------ 92.07 30.72 5.39 33.21 200 114 AVERAGE

Mode	44	
	Harmonic	
	2400-2483.5_802.11ax HE20_CH01_Full RU_2412MHz+ LTE B48 Link	
Pol.	Horizontal	Vertical
Peak Avg	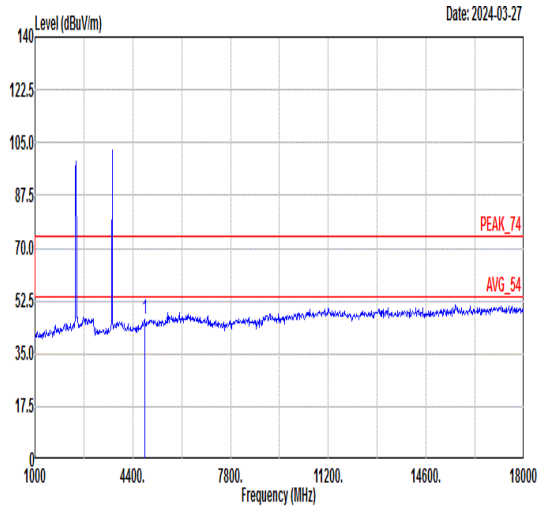 Freq Level Limit Line Margin Read Level Ant Factor Cable Loss Preamp Factor APos TPos Remark MHz dBuV/m dBuV/m dB dBuV dB/m dB dB cm deg 1 4824.00 46.23 74.00 -27.77 34.55 35.78 8.88 32.98 --- --- Peak	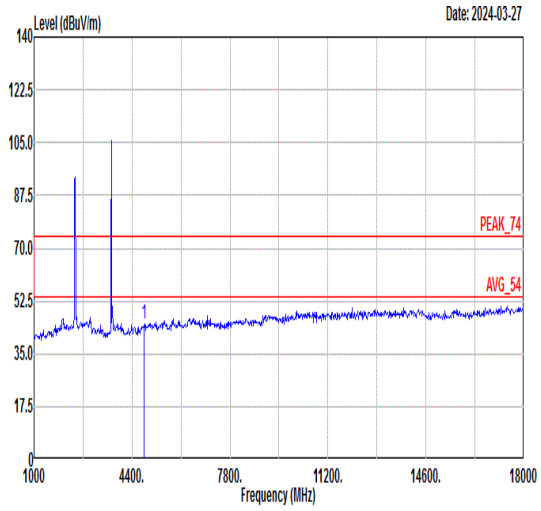 Freq Level Limit Line Margin Read Level Ant Factor Cable Loss Preamp Factor APos TPos Remark MHz dBuV/m dBuV/m dB dBuV dB/m dB dB cm deg 1 4824.00 44.98 74.00 -29.02 33.06 35.78 8.88 32.74 --- --- Peak

Note: For all plots above, the over limit line signals are Fundamental signal which can be ignored.

Appendix D. Duty Cycle Plots

Band	Duty Cycle(%)	T(ms)	1/T(kHz)	VBW Setting
11b	97.06	0.66	1.515	3KHz
11g	99.05	-	-	10Hz
11n HT20	99.63	-	-	10Hz
11n HT40	99.63	-	-	10Hz
11ax HE20	99.63	-	-	10Hz
11ax HE40	99.63	-	-	10Hz
11be EHT20	99.63	-	-	10Hz
11be EHT40	99.63	-	-	10Hz

802.11b

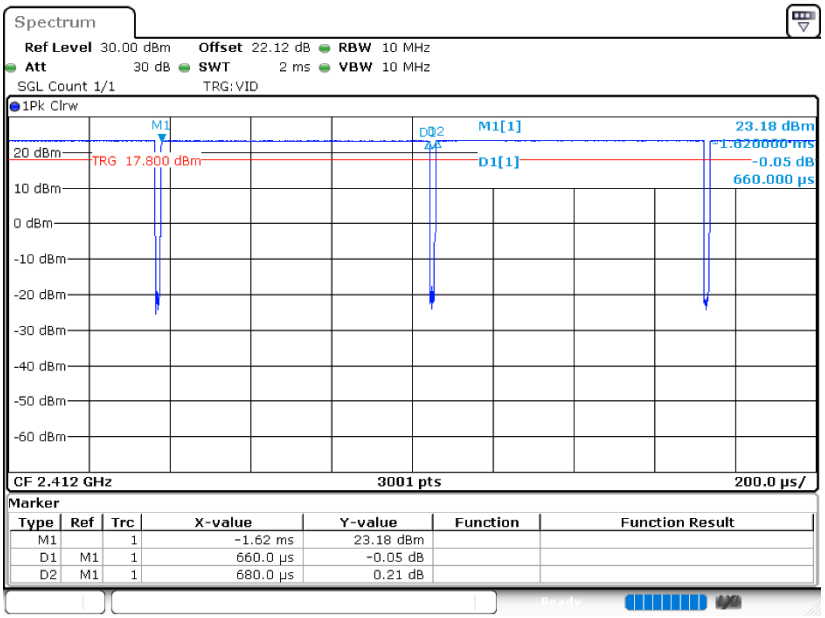

802.11g

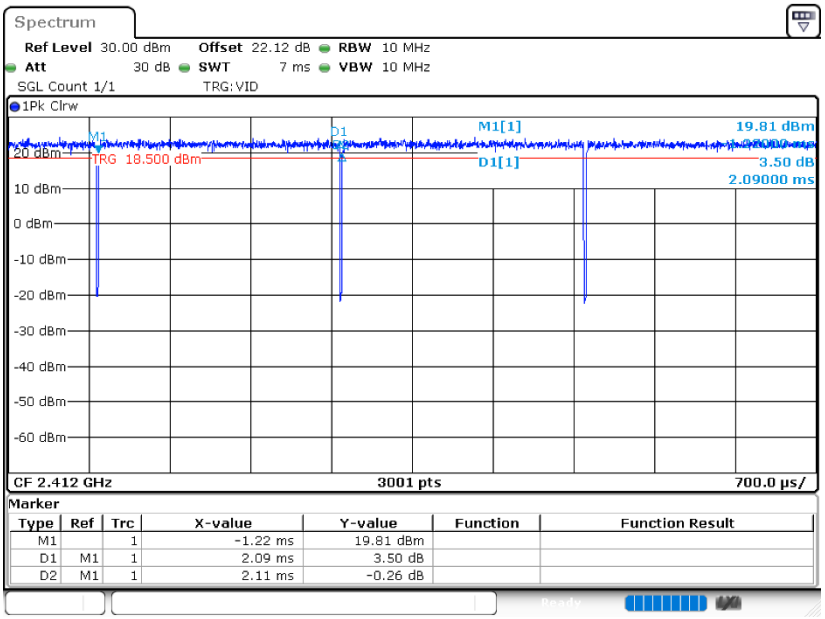

802.11n HT20

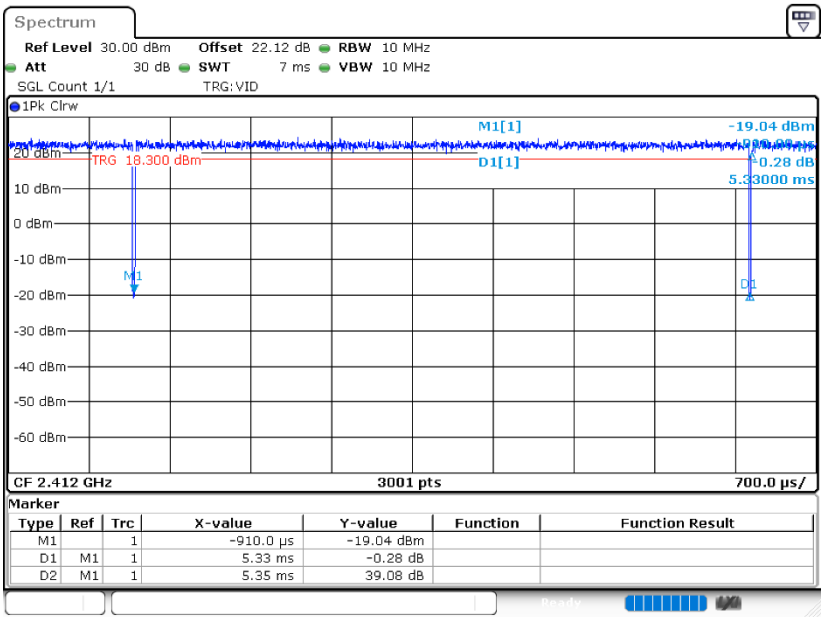

802.11n HT40

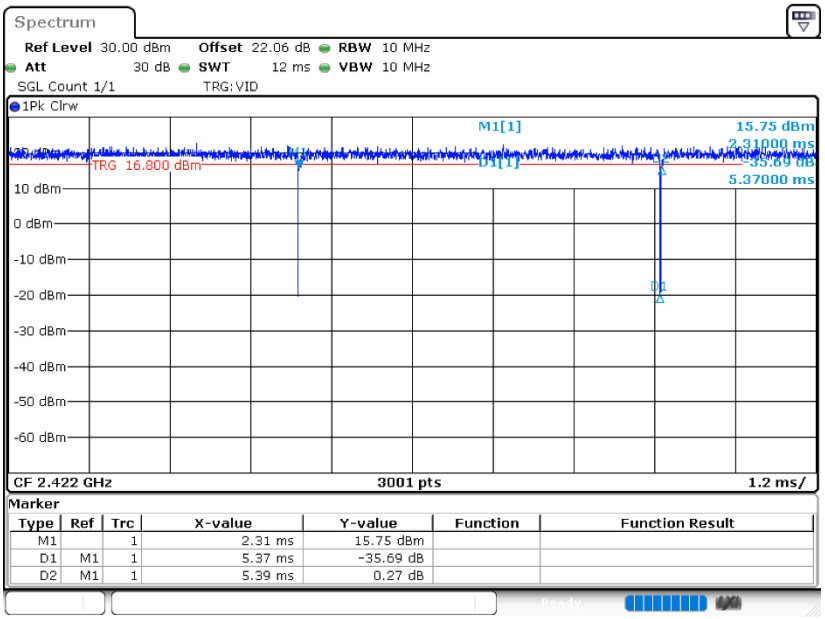

802.11ax HE20

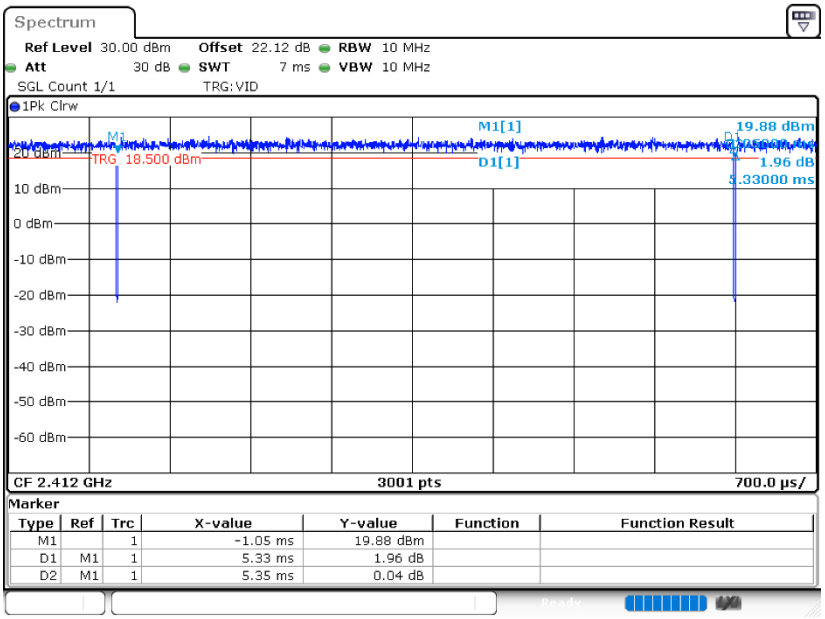

802.11ax HE40

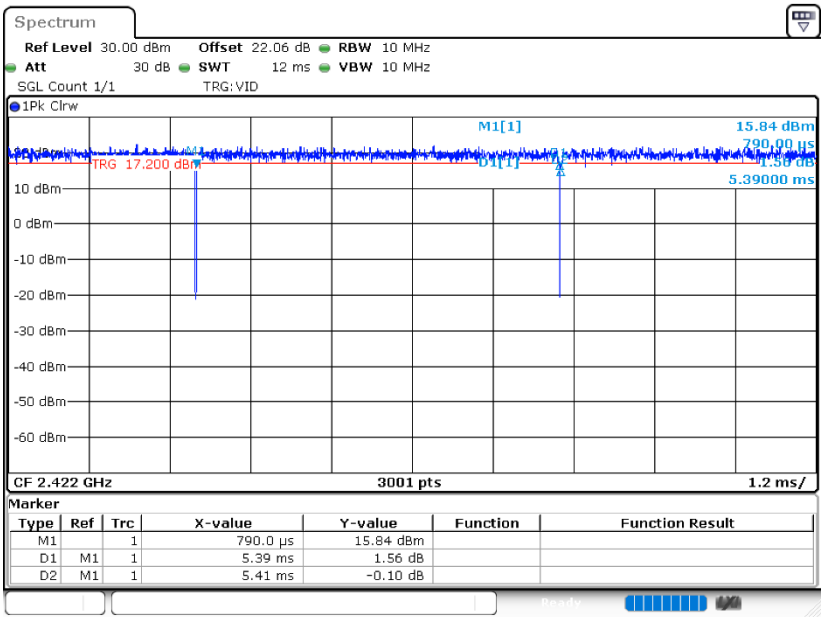

802.11be EHT20

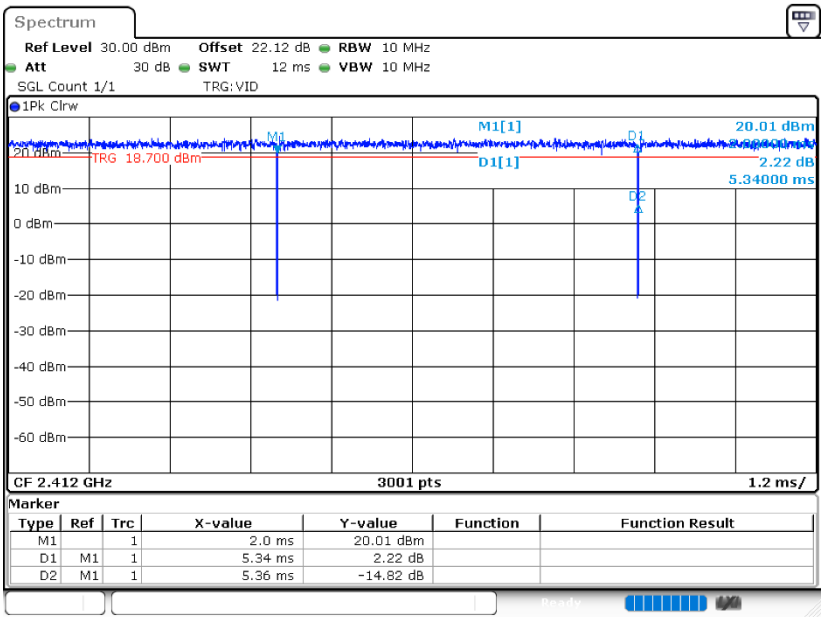
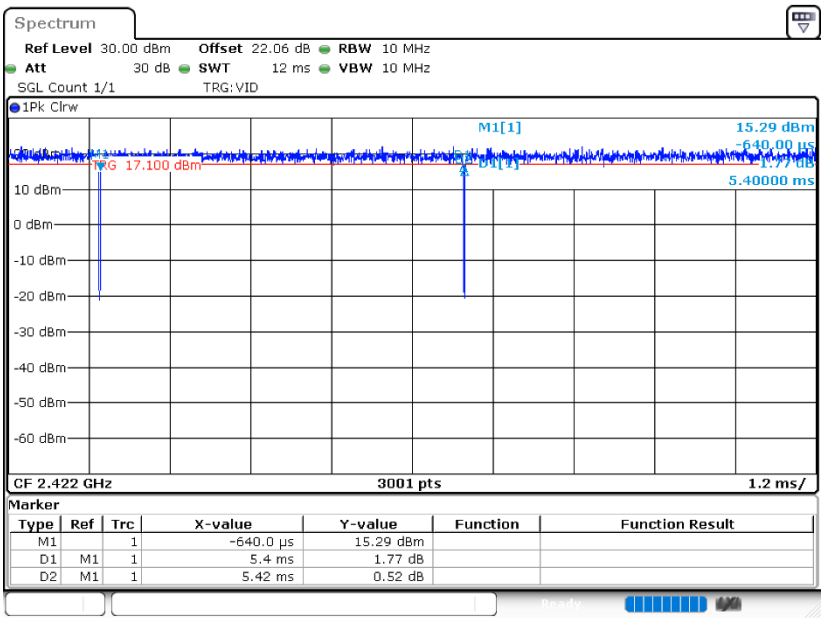
802.11be EHT40