

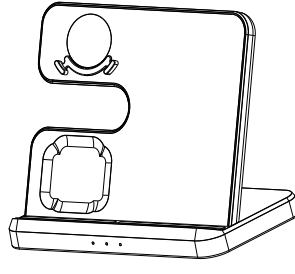
产品包材图档

封面

3合1

无线充电器

产品说明书

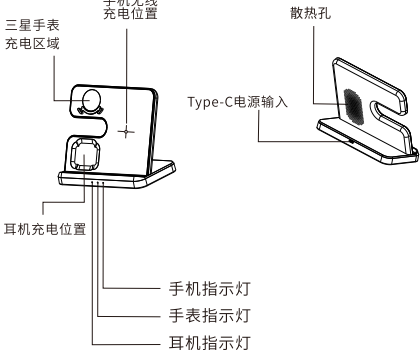


使用产品前请仔细阅读本说明书,并妥善保管

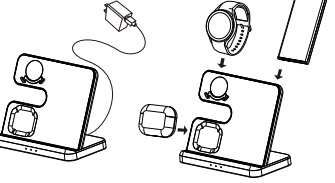
图示解析

1.感谢您购买本公司产品,本产品是一款3合一无线充电器,让您轻松体验数码产品的无限乐趣。

2.使用本产品前请认真阅读本手册并妥善保存,以备查阅。




使用说明



操作方法

1.连接无线充电器和适配器,接上电源;

2.将待充电设备放在对应的充电位置,即可充电



产品参数

输入: 5V \Rightarrow 3A; 9V \Rightarrow 3A; 12V \Rightarrow 2.25A

输出: 手机 5-15W

手表 2.5W

耳机 2.5W

LED指示灯			
工作状态	手机	手表	耳机
上电	绿灯亮3秒	绿灯亮3秒	绿灯亮3秒
待机	不亮灯	不亮灯	不亮灯
充电	绿亮长亮	绿亮长亮	绿亮长亮
充满	不亮灯	不亮灯	不亮灯
FOD/报错	绿灯闪烁	无	无

注意事项

1.请勿自行即载或投入火中,水中,避免造成短路漏电。

2.请勿在严重高温,潮湿或腐蚀性环境下使用无线充电器,避免损坏电路出现漏电现象。

3.请勿与带磁条或者芯片(身份证,银行卡等)防止太近避免造成磁卡失效。

4.应看管好儿童,以确保他们不将无线充电器当成玩具玩以避免不必要的意外。

5.说明书涉及图片均为示意图,最终产品以实物为准。

FCC警告声明

未经合规方明确批准的更改或修改可能会导致用户无法操作设备。

已根据FCC规则第15部分对本设备进行了测试并发现其符合B类数字设备的限制。这些限制旨在对住宅安装中的有害干扰提供合理的保护。此设备会产生辐射射频能量,如果未按照说明进行安装和使用,可能会对无线电通信造成有害干扰。但是,并不能保证正常安装就不会发生干扰。

如果此设备对无线电或电视接收造成有害干扰,则可以通过关闭并重新打开设备来确定该干扰,鼓励用户尝试通过以下一项或多项措施来纠正干扰:

FCC警告声明

- 重新调整或摆放接收天线。

- 增加设备和接收器之间的距离。

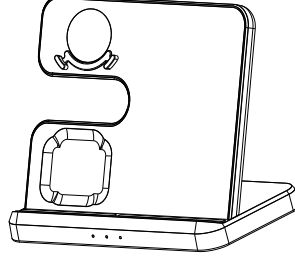
- 将设备连接到与接收器不同的电路上的插座中。

- 咨询经销商或有经验的无线电/电视技术人员以寻求帮助。

3-in-1

Wireless Charging Station

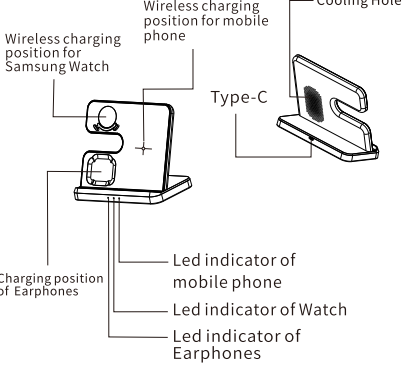
User Manual



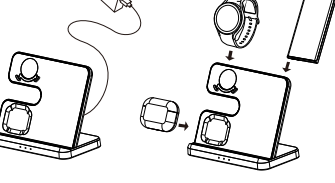
Please read the instructions carefully before using.

Interpretations with graphs

Thanks for choosing us! This is a 3in1 wireless charger that allows you enjoy the fun of digital products easily. Please kindly read the user manual before using and keep it for future reference.




Instructions



Method of operation

1.Connect the wireless charger and adapter, plug in the power supply;

2.Place the devices to be charged in the corresponding charging position, then it will start charging



Product parameters

Input: 5V \Rightarrow 3A; 9V \Rightarrow 3A ;12V \Rightarrow 2.25A

Output: Phone 5-15W

Watch 2.5W

Earphone 2.5W

LED Indicator			
Working condition	Phones	Watch	Earphone
Power on	Green light on for 3 seconds	Green light on for 3 seconds	Green light on for 3 seconds
Standby	turn off	turn off	turn off
Charging	Green Led keeps on	Green Led keeps on	Green Led keeps on
Charging Completed	turn off	turn off	turn off
FOD & Error	Green light flash	None	None

Tips

1. Do not disassemble or throw into fire or water to avoid causing a short circuit.

2. Do not use wireless charger in extremely hot, humid or corrosive environment.

3. Do not use near magnetic bank card or IC card to avoid malfunctioning.

4. Keep out of reach of children and pets.

5. The images in this manual are sketch drawing of actual product. only, actual product might be slightly different.

FCC Warning

This device complies with part 15 of the FCC Rules. Operation is subject to the following two conditions: (1) this device may not cause harmful interference, and (2) this device must accept any interference received, including interference that may cause undesired operation. Any changes or modifications not expressly approved by the party responsible for compliance could void the user's authority to operate the equipment.

NOTE: This equipment has been tested and found to comply with the limits for a Class B digital device, pursuant to Part 15 of the FCC Rules. These limits are designed to provide reasonable protection against harmful interference in a residential installation. This equipment generates, uses and can radiate radio frequency energy and, if not installed and used in accordance with the instructions, may cause harmful interference to radio communications. However, there is no guarantee that interference will not occur in a

FCC Warning

particular installation. If this equipment does cause harmful interference to radio or television reception, which can be determined by turning the equipment off and on, the user is encouraged to try to correct the interference by one or more of the following measures:

-- Reorient or relocate the receiving antenna.

-- Increase the separation between the equipment and receiver.

-- Connect the equipment into an outlet on a circuit different from that to which the receiver is connected.

-- Consult the dealer or an experienced radio/TV technician for help.

To maintain compliance with FCC's RF Exposure guidelines, This equipment should be installed and operated with minimum distance between 20cm the radiator your body: Use only the supplied antenna.

Q10三星版 说明书

产品包材标准					
产品型号	GY-Q10B			产品名称	Q10B三星版说明书
尺寸	61.1*87.35mm (合起来尺寸)			材质	105g铜版纸
工艺说明/印刷要求	四色印刷, 双面彩印, 6折页			比例	1:1
使用单位	mm			版本	A0
物料编码	GY-Q10B-B06002			时间	2022-07-02
制图				审核	