


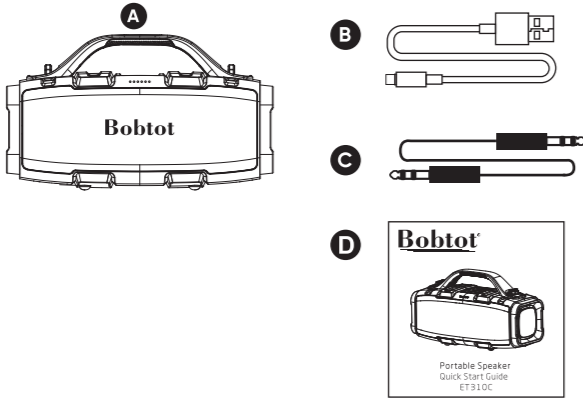
Bobtot®



Portable Speaker
Quick Start Guide
ET310C

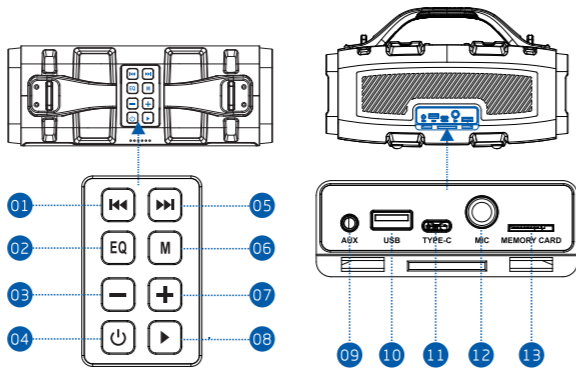
What's in the Box

Check to make sure you have everything below.



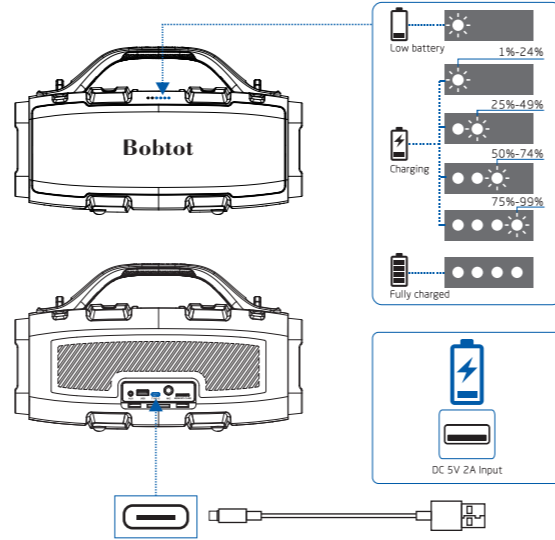
- A: 1* ET310C Portable Speaker
B: 1* Type-C USB Charging Cable
C: 1* 3.5mm AUX Audio Cable
D: 1* Quick Start Guide

Device Overview

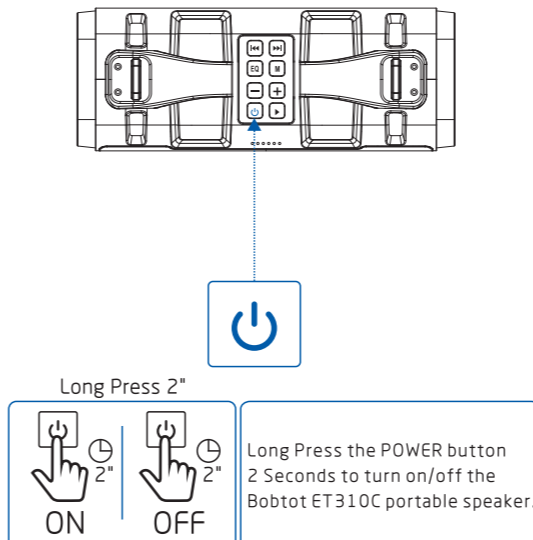


- 01-----Previous Button
02-----EQ Button
03-----Volume Down Button
04-----Power Button
05-----Next Button
06-----Multi-function Button
07-----Volume Up Button
08-----Play/Pause Button
09-----AUX Input/ Reset
10-----USB Input
11-----Type-c Input
12-----Mic Input
13-----Memory Card Input

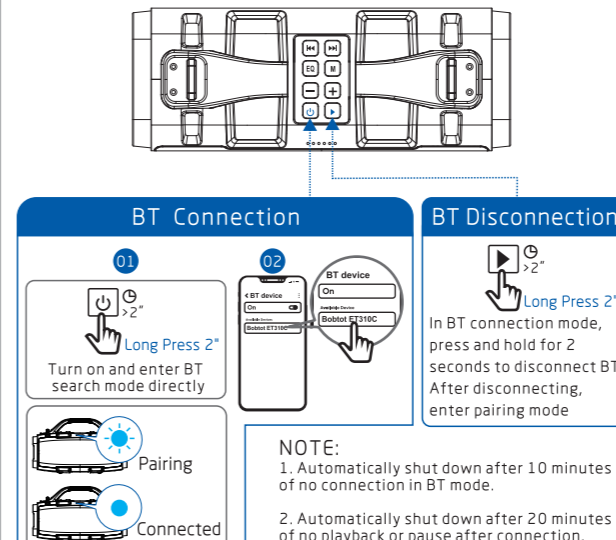
Charging Your Device



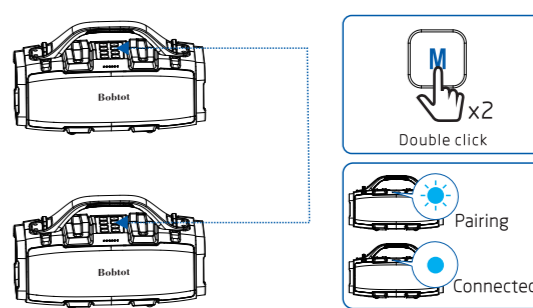
Turn On/Off



BT Connection/Disconnection



TWS Sync Mode

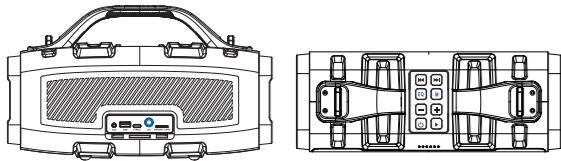


1. Turn on the two speakers and disconnect the BT connection.
2. Double click both "M" buttons for over 2 seconds. The blue lights of the main speakers is flash alternately. After connecting , the blue lights will stay blue.
3. Search for BT device named "Bobtot ET310C" and connected.

NOTE :
*Double-click the "M" button to exit TWS Mode.
*In TWS mode, turn off one of the speakers, both of them are off.

Bobtot®

Multi-function



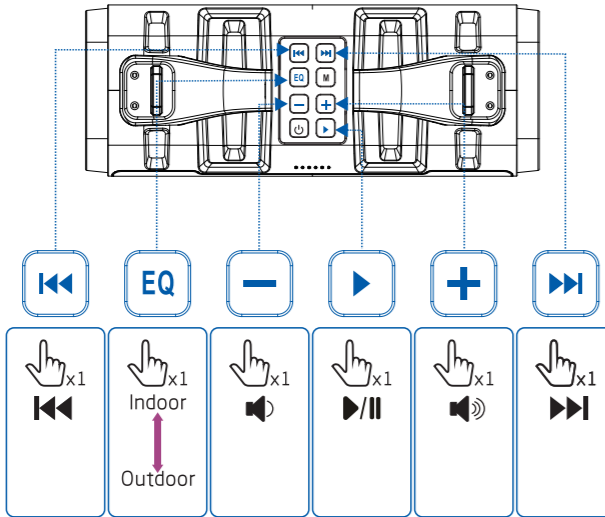
AUX / USB / Memory card / BT

Plug AUX or USB flash drive or Memory card into the speaker, it will automatically play. When using one of the connection ways, please make sure the other source is disconnected.

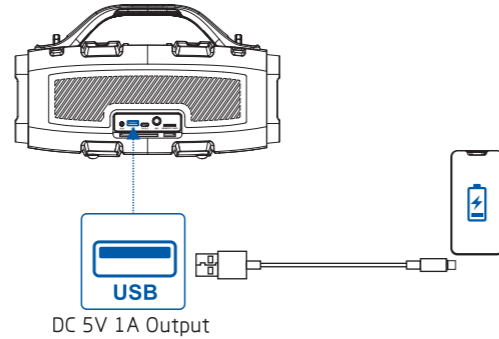
Microphone Function

After plug the microphone into the speaker
Short Press "M": adjust microphone volume +/-.
Long Press "EQ": choose the microphone model like Karaoke/ Vocal/KTV.

Button Instruction



Charging Out



Resetting Your Device

If your speaker is not operating properly, you may reset it. To do so, use a small object – such as a paper clip – to press the button inside the AUX jack. Press and hold the button for approximately 2 seconds until the speaker powers off, and then power it on again as usual.

Specification

- Peak Power: 60W
- Power Supply: Type-C 5V/2A
- BT/AUX/USB/Memory card/EQ Mode/MIC Function
- Built-in rechargeable battery
- Battery:7.4V 4400mA
- Charging time:About 3 hours
- Playtime:Up to 8 hours(varies by volume level and playback content)
- Charge Out:DC5V 1A
- BT with up to 33ft(10m) range
- Frequency Response:60Hz-15KHz
- IPX5 Water-resistant, sprayproof
- TWS Sync Mode (True Wireless Stereo)
- Wired & Wireless Microphone Supported

FCC Warming

This device complies with part 15 of the FCC Rules. Operation is subject to the following two conditions:
(1) This device may not cause harmful interference, and
(2) this device must accept any interference received, including interference that may cause undesired operation.
Any Changes or modifications not expressly approved by the party responsible for compliance could void the user's authority to operate the equipment.
Note: This equipment has been tested and found to comply with the limits for a Class B digital device, pursuant to part 15 of the FCC Rules. These limits are designed to provide reasonable protection against harmful interference in a residential installation. This equipment generates uses and can radiate radio frequency energy and, if not installed and used in accordance with the instructions, may cause harmful interference to radio communications. However, there is no guarantee that interference will not occur in a particular installation. If this equipment does cause harmful interference to radio or television reception, which can be determined by turning the equipment off and on, the user is encouraged to try

FCC Warming

to correct the interference by one or more of the following measures:
-Reorient or relocate the receiving antenna.
-Increase the separation between the equipment and receiver.
-Connect the equipment into an outlet on a circuit different from that to which the receiver is connected.
-Consult the dealer or an experienced radio/TV technician for help.
The device has been evaluated to meet general RF exposure requirement.
The device can be used in portable exposure condition without restriction.

Need help?

Customer Care Guide
At our company, we strive to provide exceptional customer care to every one of our clients. We believe that building strong relationships with our customers is essential to the success of our business. To help us achieve this goal, we have put together the following customer care guide.

Time
We understand that our customers' time is valuable, so we will respond to any inquiries within 24 hours.

Feedback
We know that our customers are the heart of our business so we value your feedback. We encourage you to share your thoughts and ideas with us.

Solutions
If our customers encounter any issues, we will try our best to find a quick and efficient solution that meets your needs.

Need help?

Here at Bobtot, we take customer care very seriously. Our customers are our first priority, and we are committed to providing the highest quality service.
If you have any questions or concerns, please don't hesitate to reach out to us.
We will be happy to assist you:
Call or Message: +1 888 572 1718
Email: service@bobtot.net

bobtot.net

©2024 BOBTOT // Features and specifications are subject to change and or improvement without notice.

技术要求:

- 成品尺寸90*90mm 展开尺寸: 720*90mm
- 128g铜版纸
- 风琴折, 红色虚线为压线无需印刷出来。
- 单黑色双面印刷