

FRONT

7cm

AGES
8+




Instruction Manual

Thank you for purchasing the Remote Control Blazing Bricks Car.
This manual provides more information,
please read the instructions before using.

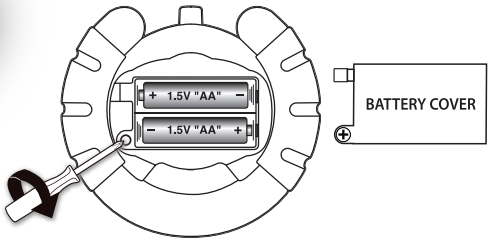


Product Overview & Package Contents



SET INCLUDES:
1 (One) RC Blazing Bricks Car
1 (One) Remote Controller
1 (One) Instruction Manual

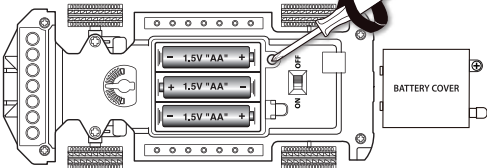
Remote Controller & Batteries Installation



Remote Controller: Requires 2 (Two) x 1.5V
AA Size Alkaline Batteries (Not Included)

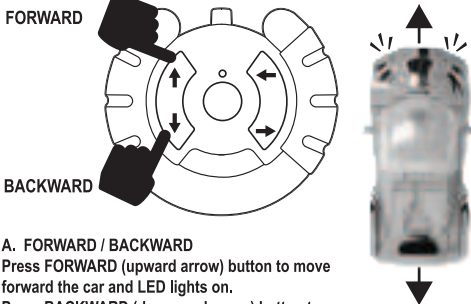
Car Power On/Off & Batteries Installation

Power On/Off
Slide the ON/OFF Switch to ON to turn on the Remote Control Blazing Bricks Car.



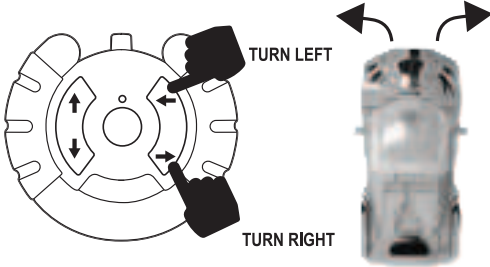
RC Blazing Bricks: Requires 3 (Three) x 1.5V
AA Size Alkaline Batteries (Not Included)

Operate Your Car



A. FORWARD / BACKWARD
Press FORWARD (upward arrow) button to move
forward the car and LED lights on.
Press BACKWARD (downward arrow) button to
backward the car.

Operate Your Car



B. TURN LEFT / TURN RIGHT
Press TURN LEFT (arrow point to left) button to turn left the car.
Press TURN RIGHT (arrow point to right) button to turn right the car.

Care and Maintenance

1. Always use dry and soft cloth to clean this product.
2. Avoid this product from being exposed to sunlight or heat.
3. Check the product regularly. If any damages are discovered,
please stop using immediately, until it is completely repaired in
good working condition.

Notice:
When placing the batteries, you must insert according to the correct
polarity, the Remote Control Blazing Bricks Car won't function
if batteries are reversed.

BACK

IMPORTANT: BATTERY INFORMATION

For AA Batteries:

WARNING: TO AVOID BATTERY LEAKAGE

- 1) Be sure to insert the batteries correctly, and always follow the
toy/game and battery manufacturers' instructions.
- 2) Do not mix old and new batteries or alkaline, standard (carbon-zinc)
or rechargeable (nickel-cadmium) batteries.
- 3) Always remove weak or dead batteries from the product.
- 4) Remove the battery if the product is left unused for a long period of
time.

WARNING

This product is suitable to be used by people who has operating
experience in remote toy or aged no less than 8 years old.

Please do not put the product in your mouth to prevent choking
hazard of small parts.

Please do not put the finger into available interspaces.

Please do not play the product in a brutal way such as throwing,
crashing or twisting it.

Please store the smaller-sized product accessories in places that
are out of reach of children, in order to avoid the occurrence of
accidents.

Avoid placing the batteries in places in high temperatures and
avoid exposure to heat.

When young children are operating the product, it shall be ensured
that the adults are guiding and making sure the product control is
within the viewing range of the controller (or instructor) so that it
makes the control of the toy more convenient.

When the product is not in use, please switch off the power
supplies of the toy, and remove the batteries from the product.

Please note that we won't take any responsibility for any wrong
operation as this may result in severe injury or loss of property,
and we cannot control the operating process during the time when
the user assembles or uses this product.

Once this product is sold, we won't be responsible for any safety
responsibility during the time the user operates or uses controls
this products.

FCC Statement

This device complies with part 15 of the FCC Rules. Operation is
subject to the following two conditions: (1) This device may not
cause harmful interference, and (2) this device must accept any
interference received, including interference that may cause
undesired operation.

This equipment has been tested and found to comply with the limits
for a Class B digital device, pursuant to part 15 of the FCC Rules.
These limits are designed to provide reasonable protection against
harmful interference in a residential installation.
This equipment generates, uses and can radiate radio frequency
energy, and, if not installed and used in accordance with the
instructions, may cause harmful interference to radio communica-
tions. However, there is no guarantee that interference will not
occur in a particular installation. If this equipment does cause
harmful interference to radio or television reception, which can be
determined by turning the equipment off and on, the user is
encouraged to try to correct the interference by one or more of the
following measures:

- Reorient or relocate the receiving antenna.
- Increase the separation between the equipment and receiver.
- Connect the equipment into an outlet on a circuit different from
that to which the receiver is connected.
- Consult the dealer or experienced radio / TV technician for help.

RF warning statement:
The device has been evaluated to meet general RF exposure
requirement. The device can be used in portable exposure condition
without restriction.
Any Changes or modifications not expressly approved by the party
responsible for compliance could void the user's authority to operate
the equipment.

FC 27MHz: FCC ID : 2AHGJJMRC069-27-1
40MHz: FCC ID : 2AHGJJMRC069-40-1
49MHz: FCC ID : 2AHGJJMRC069-49-1

Distributed By: 1616 Holdings, Inc.
701 Market Street, Suite 200
Philadelphia, PA 19106
Made in Shantou, China

Keep All Relevant Information for Future Reference