



### Internal Photos of antenna #1




Internal photos of antenna.



Transmitter and receiver unit from left side.




Transmitter and receiver unit from right side.




Magnetron Module




Power Supply Module Close up.




Modulator circuit



Receiver unit and radar front end.



Receiver unit close up.



Motor Control unit.