Result

Mode	Result	DG (dBi)	Port 1 (dBm/RBW)	Port 2 (dBm/RBW)	Port 3 (dBm/RBW)	Port 4 (dBm/RBW)	PD (dBm/RBW)	PD Limit (dBm/RBW)	EIRP PD (dBm/RBW)	EIRP PD Limit (dBm/RBW)
802.11a_Nss1,(6Mbps)_4TX	-	-	-	-	-	-	-	-	-	-
5955MHz	Pass	6.96	-8.19	-7.95	-8.82	-8.37	-2.44	Inf	4.52	5.00
6175MHz	Pass	6.96	-8.35	-7.87	-8.22	-7.76	-2.44	Inf	4.52	5.00
6415MHz	Pass	6.96	-8.95	-7.81	-7.79	-7.38	-2.35	Inf	4.61	5.00
6435MHz	Pass	5.32	-7.01	-6.58	-6.15	-5.79	-0.79	Inf	4.53	5.00
6475MHz	Pass	5.32	-7.12	-6.25	-6.12	-5.86	-0.78	Inf	4.54	5.00
6515MHz	Pass	5.32	-6.58	-5.25	-5.99	-5.91	-0.45	Inf	4.87	5.00
6535MHz	Pass	5.38	-6.88	-6.14	-6.33	-6.53	-0.84	Inf	4.54	5.00
6715MHz	Pass	5.38	-7.17	-4.96	-6.89	-6.74	-0.68	Inf	4.70	5.00
6855MHz	Pass	5.38	-7.57	-5.63	-6.74	-6.50	-0.82	Inf	4.56	5.00
6875MHz Straddle 6.525-6.875GHz	Pass	5.38	-6.83	-5.66	-6.32	-6.32	-0.51	Inf	4.87	5.00
6895MHz	Pass	5.00	-7.07	-5.80	-5.80	-5.94	-0.46	Inf	4.54	5.00
7015MHz	Pass	5.00	-6.44	-5.00	-6.04	-6.17	-0.26	Inf	4.74	5.00
7095MHz	Pass	5.00	-6.30	-5.57	-6.36	-6.15	-0.37	Inf	4.63	5.00
7115MHz	Pass	5.00	-6.22	-5.96	-6.20	-5.74	-0.33	Inf	4.67	5.00
802.11be EHT20_Nss1,(MCS0)_4TX-OFDMA	-	-	-	-	-	-	-	-	-	-
5955MHz	Pass	6.96	-8.54	-7.75	-8.17	-8.16	-2.47	Inf	4.49	5.00
6175MHz	Pass	6.96	-8.26	-7.75	-7.58	-7.66	-2.29	Inf	4.67	5.00
6415MHz	Pass	6.96	-9.16	-7.27	-7.64	-7.62	-2.19	Inf	4.77	5.00
6435MHz	Pass	5.32	-6.97	-6.59	-6.20	-6.05	-0.98	Inf	4.34	5.00
6475MHz	Pass	5.32	-7.03	-6.40	-5.76	-6.39	-0.81	Inf	4.51	5.00
6515MHz	Pass	5.32	-6.76	-5.98	-6.41	-6.55	-0.82	Inf	4.50	5.00
6535MHz	Pass	5.38	-7.21	-6.01	-6.77	-6.90	-0.96	Inf	4.42	5.00
6715MHz	Pass	5.38	-7.09	-5.75	-7.06	-6.98	-0.97	Inf	4.41	5.00
6855MHz	Pass	5.38	-7.76	-6.37	-6.41	-6.53	-1.01	Inf	4.37	5.00
6875MHz Straddle 6.525-6.875GHz	Pass	5.38	-7.19	-5.72	-5.82	-6.54	-0.64	Inf	4.74	5.00
6895MHz	Pass	5.00	-6.97	-5.75	-6.08	-6.61	-0.59	Inf	4.41	5.00
7015MHz	Pass	5.00	-6.79	-5.42	-6.31	-5.94	-0.37	Inf	4.63	5.00
7095MHz	Pass	5.00	-6.54	-6.31	-6.10	-6.36	-0.55	Inf	4.45	5.00
7115MHz	Pass	5.00	-6.28	-6.06	-5.47	-5.79	-0.11	Inf	4.89	5.00
802.11be EHT40_Nss1,(MCS0)_4TX-OFDMA	-	-	-	-	-	-	-	-	-	-
5965MHz	Pass	6.96	-8.73	-7.81	-8.31	-8.35	-2.50	Inf	4.46	5.00
6165MHz	Pass	6.96	-7.98	-7.61	-7.62	-7.73	-2.36	Inf	4.60	5.00
6405MHz	Pass	6.96	-8.78	-7.76	-7.37	-7.15	-2.21	Inf	4.75	5.00
6445MHz	Pass	5.32	-6.73	-5.68	-6.19	-6.08	-0.51	Inf	4.81	5.00
6485MHz	Pass	5.32	-6.91	-6.41	-5.85	-5.85	-0.74	Inf	4.58	5.00
6525MHz Straddle 6.525-6.875GHz	Pass	5.38	-6.47	-5.33	-6.01	-6.35	-0.62	Inf	4.76	5.00
6565MHz	Pass	5.38	-6.58	-5.78	-6.25	-6.36	-0.76	Inf	4.62	5.00
6725MHz	Pass	5.38	-6.93	-5.53	-7.02	-6.73	-0.77	Inf	4.61	5.00
6845MHz	Pass	5.38	-7.38	-5.91	-6.34	-6.06	-0.72	Inf	4.66	5.00

Mode	Result	DG (dBi)	Port 1 (dBm/RBW)	Port 2 (dBm/RBW)	Port 3 (dBm/RBW)	Port 4 (dBm/RBW)	PD (dBm/RBW)	PD Limit (dBm/RBW)	EIRP PD (dBm/RBW)	EIRP PD Limit (dBm/RBW)
6885MHz Straddle 6.525-6.875GHz	Pass	5.38	-7.50	-6.19	-6.20	-6.79	-0.95	Inf	4.43	5.00
6925MHz	Pass	5.00	-6.14	-5.86	-6.04	-6.03	-0.44	Inf	4.56	5.00
7005MHz	Pass	5.00	-6.99	-5.48	-6.65	-6.30	-0.67	Inf	4.33	5.00
7085MHz	Pass	5.00	-6.30	-5.79	-5.97	-5.78	-0.30	Inf	4.70	5.00
802.11be EHT80_Nss1,(MCS0)_4TX-OFDMA	-	-	-	-	-	-	-	-	-	-
5985MHz	Pass	6.96	-8.40	-6.91	-8.08	-7.87	-2.19	Inf	4.77	5.00
6145MHz	Pass	6.96	-8.31	-8.32	-8.20	-7.96	-2.64	Inf	4.32	5.00
6385MHz	Pass	6.96	-9.01	-7.85	-8.10	-7.76	-2.52	Inf	4.44	5.00
6465MHz	Pass	5.32	-6.96	-5.94	-6.40	-6.27	-0.69	Inf	4.63	5.00
6545MHz Straddle 6.525-6.875GHz	Pass	5.38	-7.23	-6.07	-6.78	-6.70	-0.97	Inf	4.41	5.00
6625MHz	Pass	5.38	-6.84	-5.25	-7.25	-6.69	-0.78	Inf	4.60	5.00
6705MHz	Pass	5.38	-7.00	-5.59	-6.80	-6.18	-0.73	Inf	4.65	5.00
6785MHz	Pass	5.38	-7.38	-5.43	-6.60	-6.58	-0.73	Inf	4.65	5.00
6865MHz Straddle 6.525-6.875GHz	Pass	5.38	-7.43	-5.63	-6.26	-6.25	-0.77	Inf	4.61	5.00
6945MHz	Pass	5.00	-6.57	-6.04	-6.28	-6.49	-0.61	Inf	4.39	5.00
7025MHz	Pass	5.00	-6.71	-5.29	-6.43	-6.05	-0.49	Inf	4.51	5.00
802.11be EHT160_Nss1,(MCS0)_4TX-OFDMA	-	-	-	-	-	-	-	-	-	-
6025MHz	Pass	6.96	-9.13	-7.54	-7.88	-7.62	-2.36	Inf	4.60	5.00
6185MHz	Pass	6.96	-8.07	-7.62	-8.33	-8.01	-2.46	Inf	4.50	5.00
6345MHz	Pass	6.96	-8.34	-7.28	-8.32	-8.57	-2.45	Inf	4.51	5.00
6505MHz Straddle 6.525-6.875GHz	Pass	5.38	-6.68	-6.47	-5.83	-6.11	-0.49	Inf	4.89	5.00
6665MHz	Pass	5.38	-7.43	-5.33	-7.30	-6.69	-0.83	Inf	4.55	5.00
6825MHz Straddle 6.525-6.875GHz	Pass	5.38	-7.75	-5.12	-7.01	-6.56	-0.74	Inf	4.64	5.00
6985MHz	Pass	5.00	-6.50	-5.52	-5.69	-6.03	-0.44	Inf	4.56	5.00
802.11be EHT320_Nss1,(MCS0)_4TX-OFDMA	-	-	-	-	-	-	-	-	-	-
6105MHz	Pass	6.96	-8.93	-7.06	-8.77	-8.63	-2.46	Inf	4.50	5.00
6265MHz	Pass	6.96	-7.05	-7.66	-8.66	-9.07	-2.31	Inf	4.65	5.00
6425MHz	Pass	6.96	-8.70	-7.62	-7.85	-7.70	-2.17	Inf	4.79	5.00
6585MHz Straddle 6.525-6.875GHz	Pass	5.38	-6.82	-5.89	-6.37	-6.59	-0.57	Inf	4.81	5.00
6745MHz Straddle 6.525-6.875GHz	Pass	5.38	-7.14	-5.75	-6.80	-6.47	-0.70	Inf	4.68	5.00
6905MHz Straddle 6.525-6.875GHz	Pass	5.38	-6.94	-5.82	-6.23	-6.43	-0.58	Inf	4.80	5.00

DG = Directional Gain; RBW = 1 MHz
PD = trace bin-by-bin of each transmits port summing can be performed maximum power density; Port X = Port X Power Density;
DG gain is measured. Please refer to antenna test report, report number AP411518.

5.925-6.425GHz_802.11a_Nss1,(6Mbps)_4TX **PSD**

5955MHz

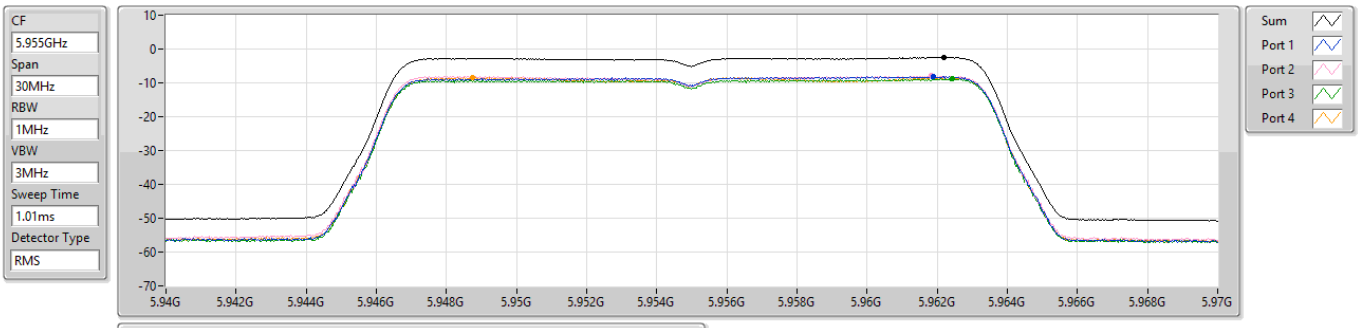

Sum	PD	Port 1	Port 2	Port 3	Port 4
(dBm/RBW)	(dBm/RBW)	(dBm/RBW)	(dBm/RBW)	(dBm/RBW)	(dBm/RBW)
-2.44	-2.44	-8.19	-7.95	-8.82	-8.37

5.925-6.425GHz_802.11a_Nss1,(6Mbps)_4TX **PSD**

6175MHz

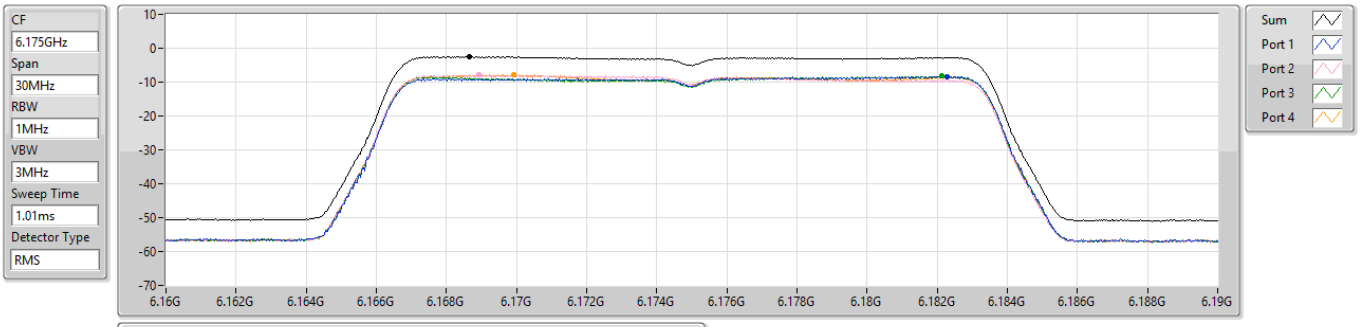

Sum	PD	Port 1	Port 2	Port 3	Port 4
(dBm/RBW)	(dBm/RBW)	(dBm/RBW)	(dBm/RBW)	(dBm/RBW)	(dBm/RBW)
-2.44	-2.44	-8.35	-7.87	-8.22	-7.76

5.925-6.425GHz_802.11a_Nss1,(6Mbps)_4TX **PSD**

6415MHz

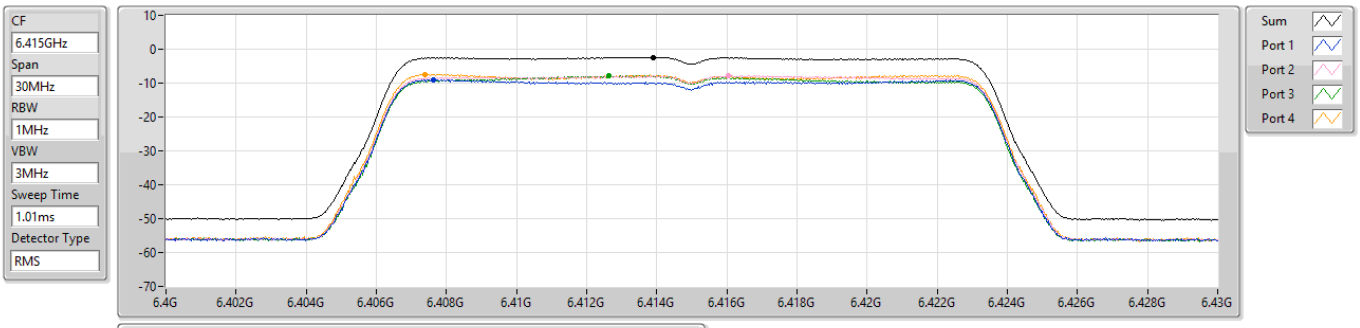

Sum	PD	Port 1	Port 2	Port 3	Port 4
(dBm/RBW)	(dBm/RBW)	(dBm/RBW)	(dBm/RBW)	(dBm/RBW)	(dBm/RBW)
-2.35	-2.35	-8.95	-7.81	-7.79	-7.38

6.425-6.525GHz_802.11a_Nss1,(6Mbps)_4TX **PSD**

6435MHz

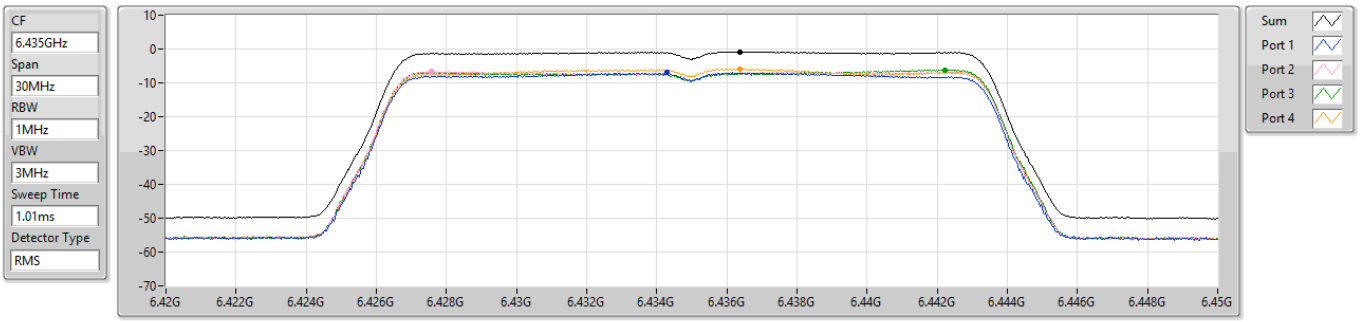

Sum	PD	Port 1	Port 2	Port 3	Port 4
(dBm/RBW)	(dBm/RBW)	(dBm/RBW)	(dBm/RBW)	(dBm/RBW)	(dBm/RBW)
-0.79	-0.79	-7.01	-6.58	-6.15	-5.79

6.425-6.525GHz_802.11a_Nss1,(6Mbps)_4TX **PSD**

6475MHz

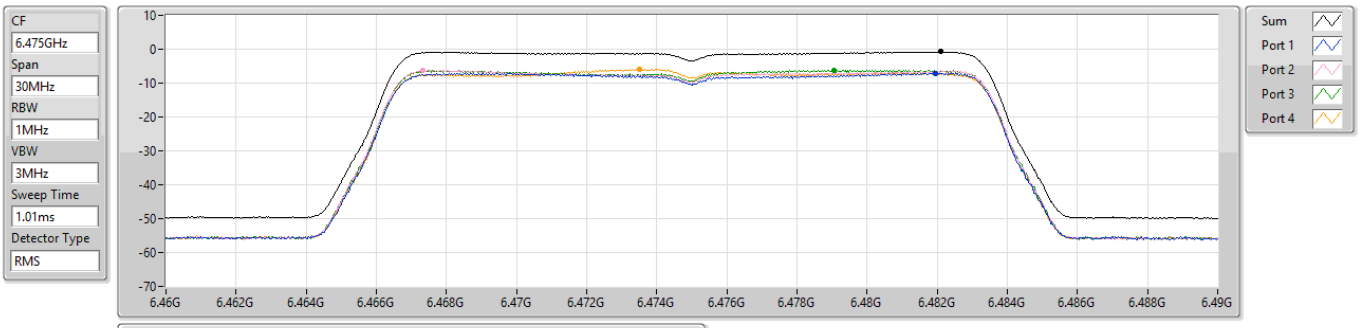

Sum	PD	Port 1	Port 2	Port 3	Port 4
(dBm/RBW)	(dBm/RBW)	(dBm/RBW)	(dBm/RBW)	(dBm/RBW)	(dBm/RBW)
-0.78	-0.78	-7.12	-6.25	-6.12	-5.86

6.425-6.525GHz_802.11a_Nss1,(6Mbps)_4TX **PSD**

6515MHz

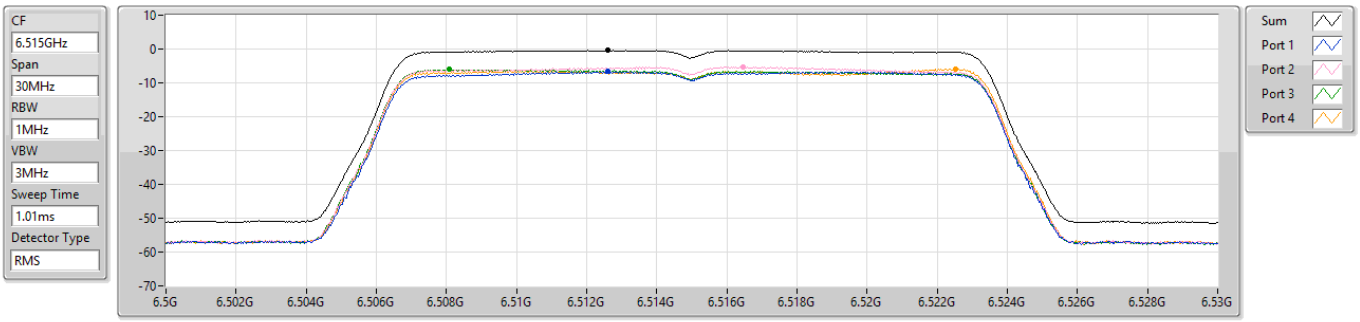

Sum	PD	Port 1	Port 2	Port 3	Port 4
(dBm/RBW)	(dBm/RBW)	(dBm/RBW)	(dBm/RBW)	(dBm/RBW)	(dBm/RBW)
-0.45	-0.45	-6.58	-5.25	-5.99	-5.91

6.525-6.875GHz_802.11a_Nss1,(6Mbps)_4TX **PSD**

6535MHz

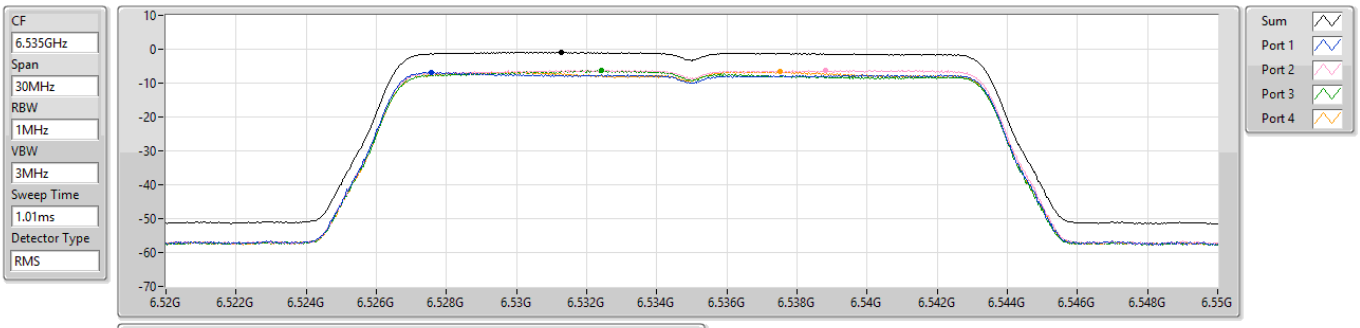

Sum	PD	Port 1	Port 2	Port 3	Port 4
(dBm/RBW)	(dBm/RBW)	(dBm/RBW)	(dBm/RBW)	(dBm/RBW)	(dBm/RBW)
-0.84	-0.84	-6.88	-6.14	-6.33	-6.53

6.525-6.875GHz_802.11a_Nss1,(6Mbps)_4TX **PSD**

6715MHz

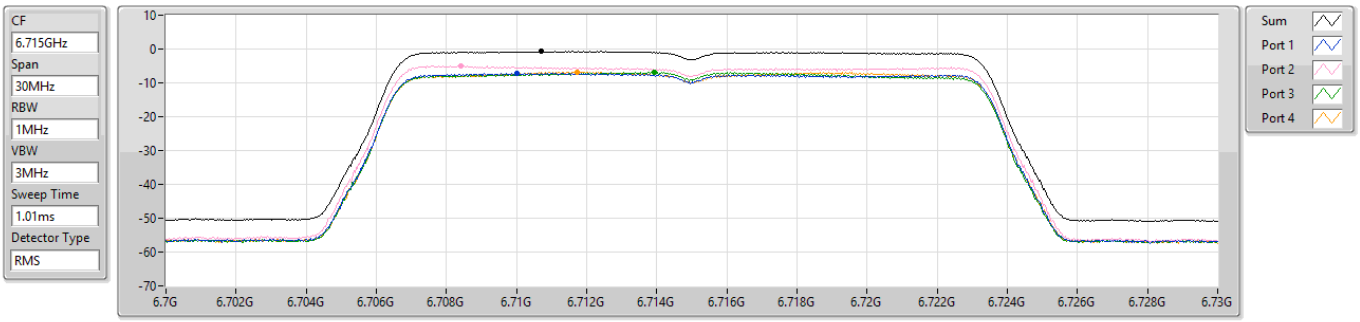

Sum	PD	Port 1	Port 2	Port 3	Port 4
(dBm/RBW)	(dBm/RBW)	(dBm/RBW)	(dBm/RBW)	(dBm/RBW)	(dBm/RBW)
-0.68	-0.68	-7.17	-4.96	-6.89	-6.74

6.525-6.875GHz_802.11a_Nss1,(6Mbps)_4TX **PSD**

6855MHz

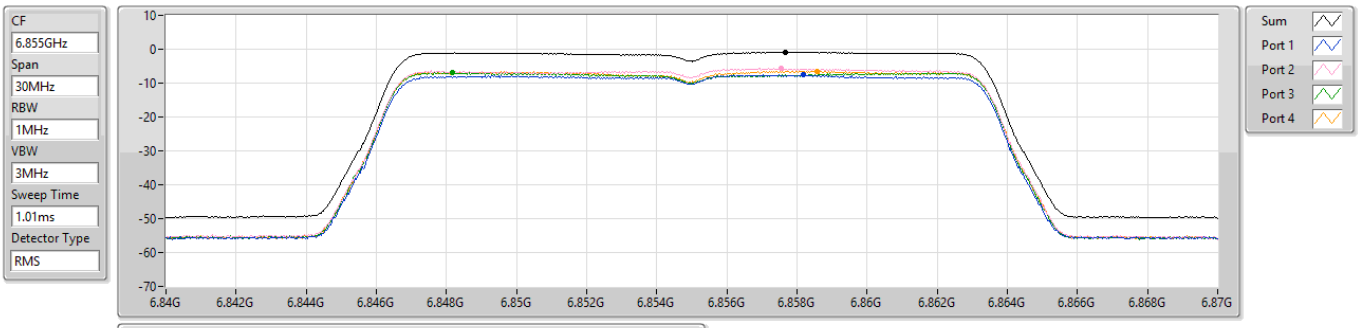

Sum	PD	Port 1	Port 2	Port 3	Port 4
(dBm/RBW)	(dBm/RBW)	(dBm/RBW)	(dBm/RBW)	(dBm/RBW)	(dBm/RBW)
-0.82	-0.82	-7.57	-5.63	-6.74	-6.50

6.525-6.875GHz_802.11a_Nss1,(6Mbps)_4TX **PSD**

6875MHz Straddle 6.525-6.875GHz

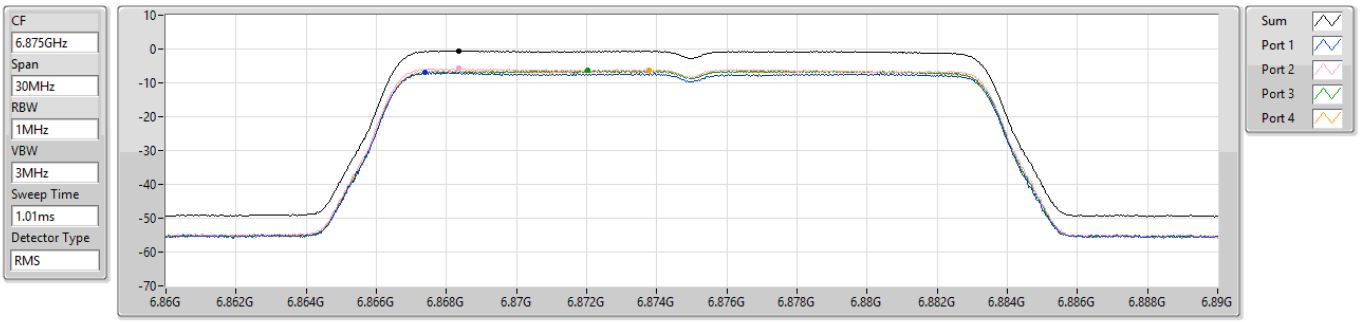

Sum	PD	Port 1	Port 2	Port 3	Port 4
(dBm/RBW)	(dBm/RBW)	(dBm/RBW)	(dBm/RBW)	(dBm/RBW)	(dBm/RBW)
-0.51	-0.51	-6.83	-5.66	-6.32	-6.32

6.875-7.125GHz_802.11a_Nss1,(6Mbps)_4TX **PSD**

6895MHz

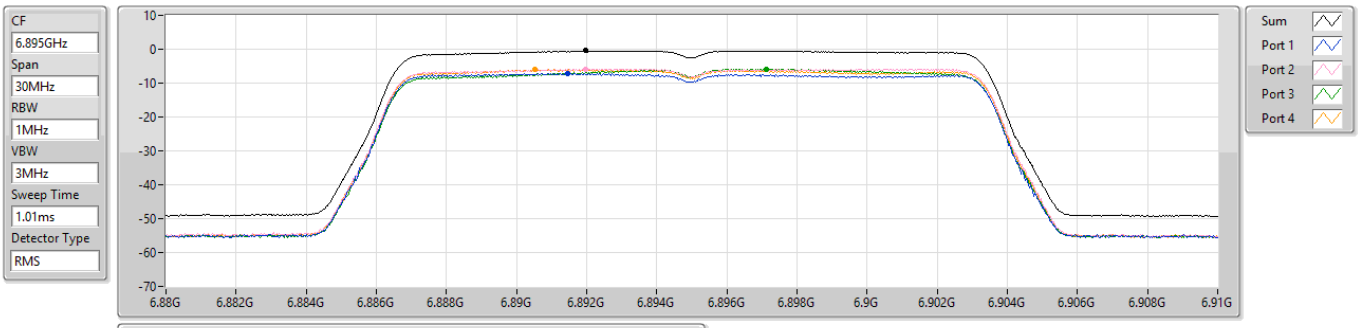

Sum	PD	Port 1	Port 2	Port 3	Port 4
(dBm/RBW)	(dBm/RBW)	(dBm/RBW)	(dBm/RBW)	(dBm/RBW)	(dBm/RBW)
-0.46	-0.46	-7.07	-5.80	-5.80	-5.94

6.875-7.125GHz_802.11a_Nss1,(6Mbps)_4TX **PSD**

7015MHz

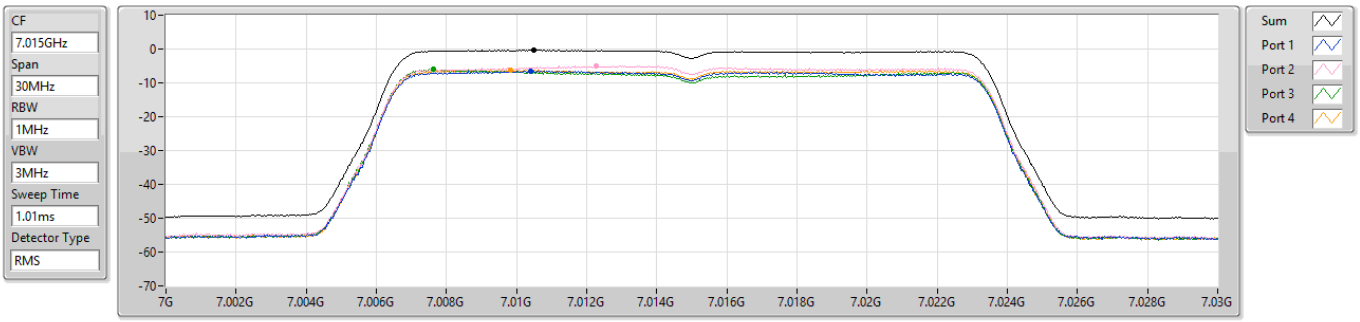

Sum	PD	Port 1	Port 2	Port 3	Port 4
(dBm/RBW)	(dBm/RBW)	(dBm/RBW)	(dBm/RBW)	(dBm/RBW)	(dBm/RBW)
-0.26	-0.26	-6.44	-5.00	-6.04	-6.17

6.875-7.125GHz_802.11a_Nss1,(6Mbps)_4TX **PSD**

7095MHz

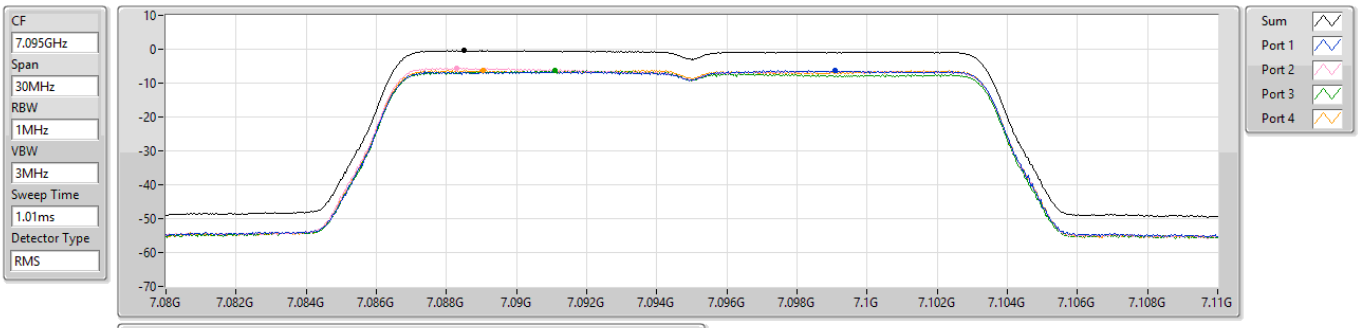

Sum	PD	Port 1	Port 2	Port 3	Port 4
(dBm/RBW)	(dBm/RBW)	(dBm/RBW)	(dBm/RBW)	(dBm/RBW)	(dBm/RBW)
-0.37	-0.37	-6.30	-5.57	-6.36	-6.15

6.875-7.125GHz_802.11a_Nss1,(6Mbps)_4TX **PSD**

7115MHz

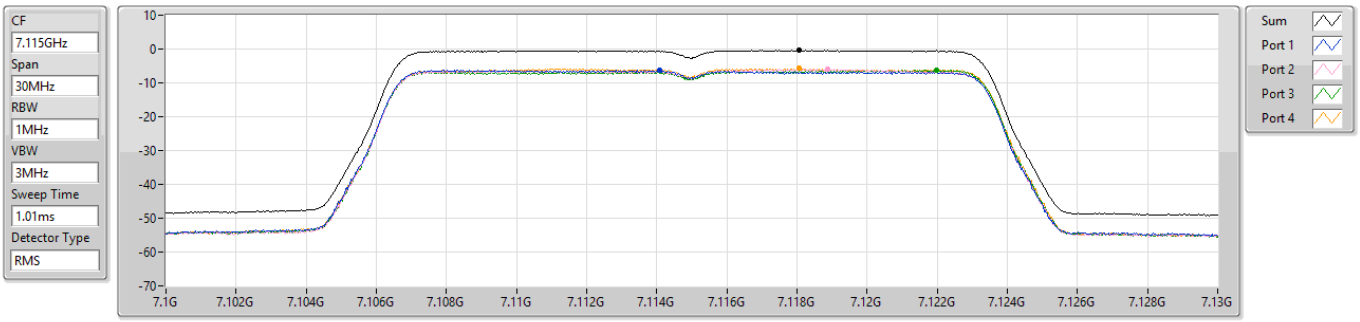

Sum	PD	Port 1	Port 2	Port 3	Port 4
(dBm/RBW)	(dBm/RBW)	(dBm/RBW)	(dBm/RBW)	(dBm/RBW)	(dBm/RBW)
-0.33	-0.33	-6.22	-5.96	-6.20	-5.74

5.925-6.425GHz_802.11be EHT20_Nss1,(MCS0)_4TX **PSD**

5955MHz

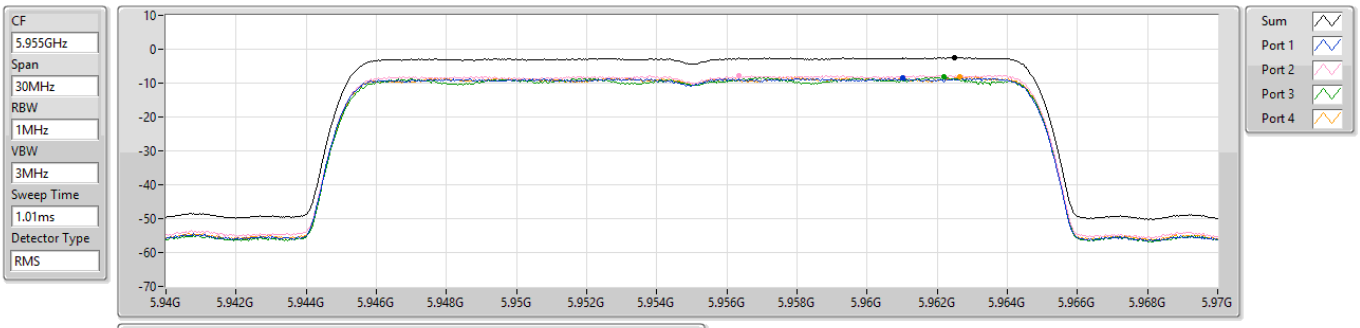

Sum	PD	Port 1	Port 2	Port 3	Port 4
(dBm/RBW)	(dBm/RBW)	(dBm/RBW)	(dBm/RBW)	(dBm/RBW)	(dBm/RBW)
-2.47	-2.47	-8.54	-7.75	-8.17	-8.16

5.925-6.425GHz_802.11be EHT20_Nss1,(MCS0)_4TX **PSD**

6175MHz

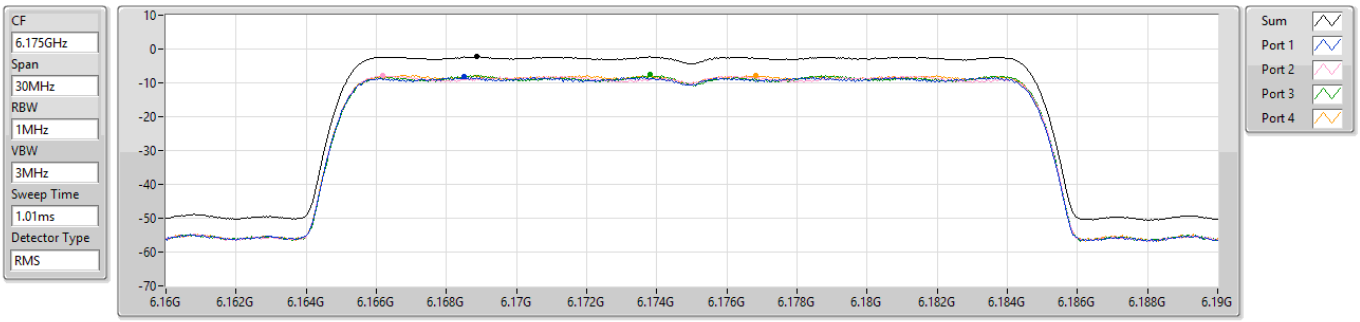

Sum	PD	Port 1	Port 2	Port 3	Port 4
(dBm/RBW)	(dBm/RBW)	(dBm/RBW)	(dBm/RBW)	(dBm/RBW)	(dBm/RBW)
-2.29	-2.29	-8.26	-7.75	-7.58	-7.66

5.925-6.425GHz_802.11be EHT20_Nss1,(MCS0)_4TX **PSD**

6415MHz

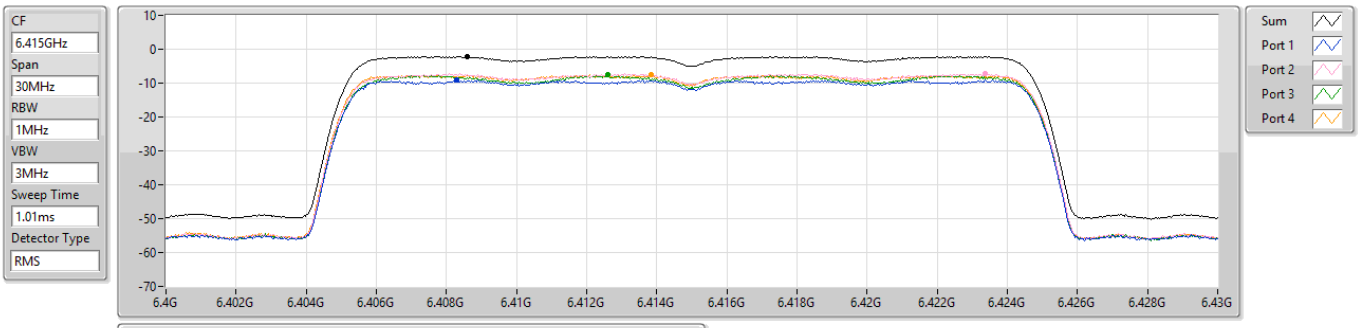

Sum	PD	Port 1	Port 2	Port 3	Port 4
(dBm/RBW)	(dBm/RBW)	(dBm/RBW)	(dBm/RBW)	(dBm/RBW)	(dBm/RBW)
-2.19	-2.19	-9.16	-7.27	-7.64	-7.62

6.425-6.525GHz_802.11be EHT20_Nss1,(MCS0)_4TX **PSD**

6435MHz

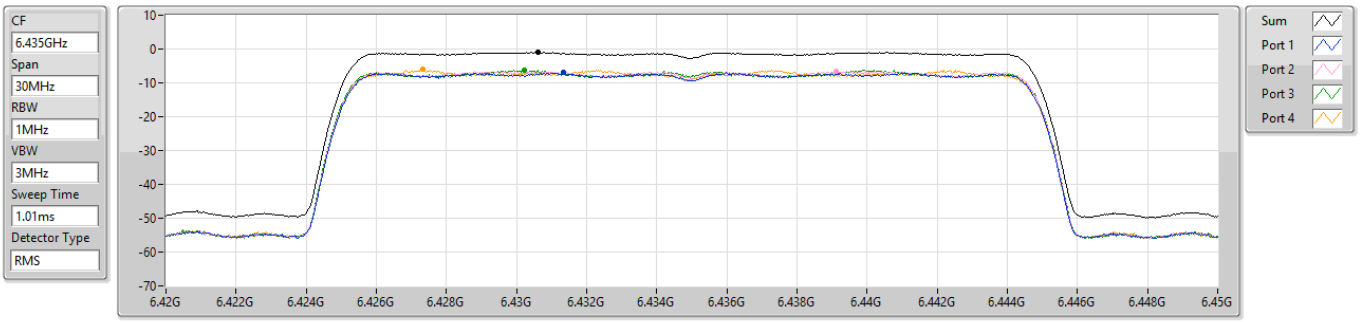

Sum	PD	Port 1	Port 2	Port 3	Port 4
(dBm/RBW)	(dBm/RBW)	(dBm/RBW)	(dBm/RBW)	(dBm/RBW)	(dBm/RBW)
-0.98	-0.98	-6.97	-6.59	-6.20	-6.05

6.425-6.525GHz_802.11be EHT20_Nss1,(MCS0)_4TX **PSD**

6475MHz

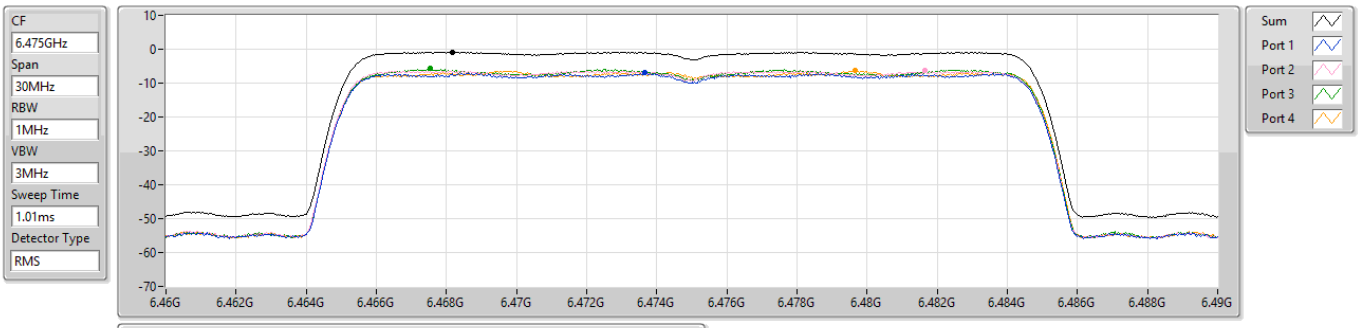

Sum	PD	Port 1	Port 2	Port 3	Port 4
(dBm/RBW)	(dBm/RBW)	(dBm/RBW)	(dBm/RBW)	(dBm/RBW)	(dBm/RBW)
-0.81	-0.81	-7.03	-6.40	-5.76	-6.39

6.425-6.525GHz_802.11be EHT20_Nss1,(MCS0)_4TX **PSD**

6515MHz

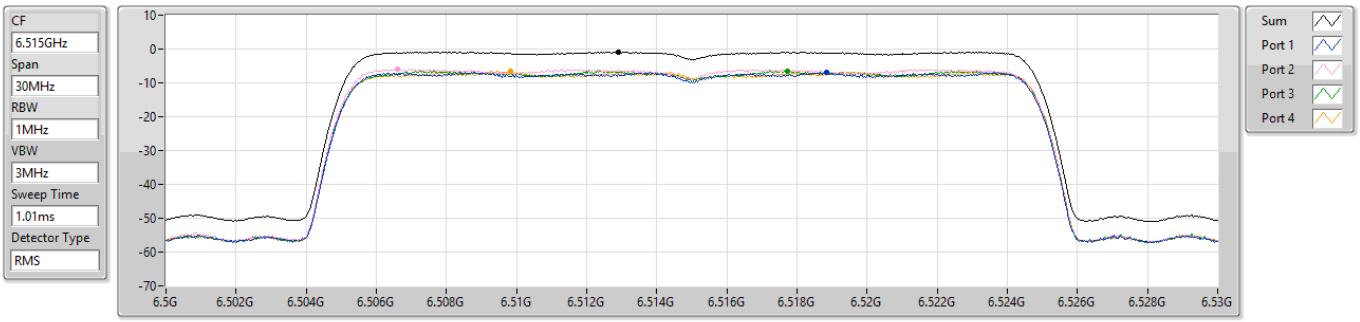

Sum	PD	Port 1	Port 2	Port 3	Port 4
(dBm/RBW)	(dBm/RBW)	(dBm/RBW)	(dBm/RBW)	(dBm/RBW)	(dBm/RBW)
-0.82	-0.82	-6.76	-5.98	-6.41	-6.55

6.525-6.875GHz_802.11be EHT20_Nss1,(MCS0)_4TX **PSD**

6535MHz

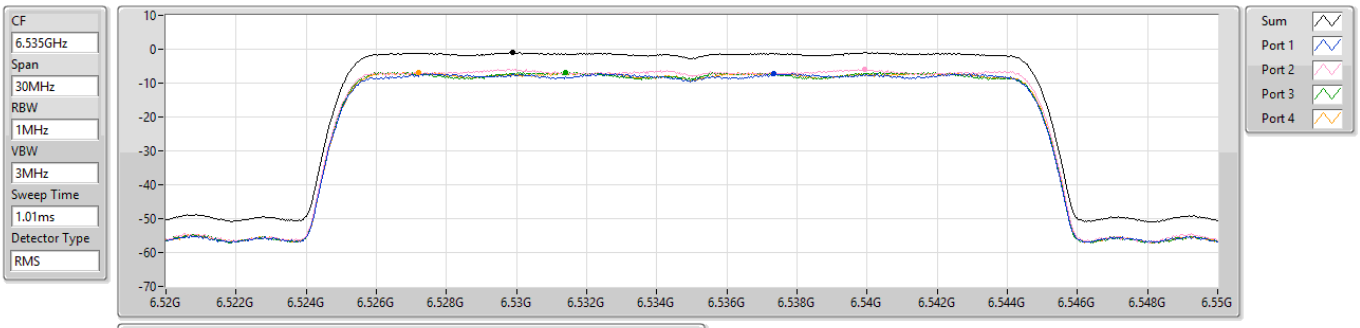

Sum	PD	Port 1	Port 2	Port 3	Port 4
(dBm/RBW)	(dBm/RBW)	(dBm/RBW)	(dBm/RBW)	(dBm/RBW)	(dBm/RBW)
-0.96	-0.96	-7.21	-6.01	-6.77	-6.90

6.525-6.875GHz_802.11be EHT20_Nss1,(MCS0)_4TX **PSD**

6715MHz

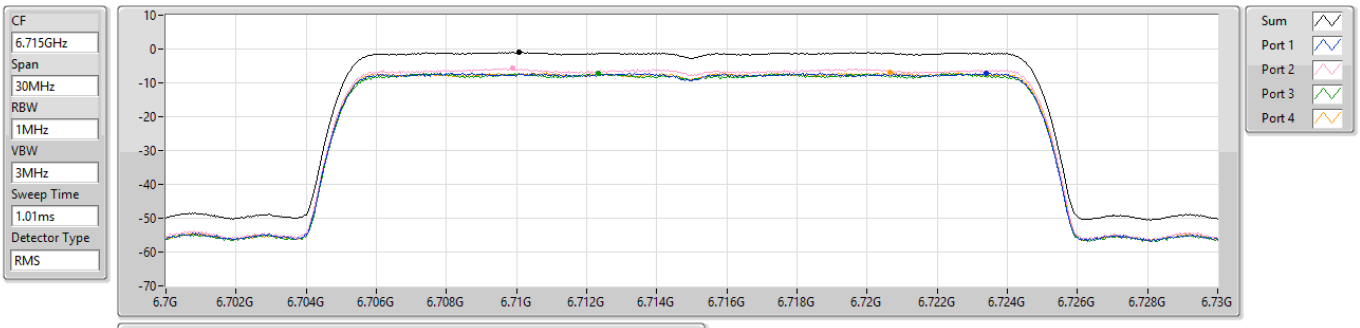

Sum	PD	Port 1	Port 2	Port 3	Port 4
(dBm/RBW)	(dBm/RBW)	(dBm/RBW)	(dBm/RBW)	(dBm/RBW)	(dBm/RBW)
-0.97	-0.97	-7.09	-5.75	-7.06	-6.98

6.525-6.875GHz_802.11be EHT20_Nss1,(MCS0)_4TX **PSD**

6855MHz

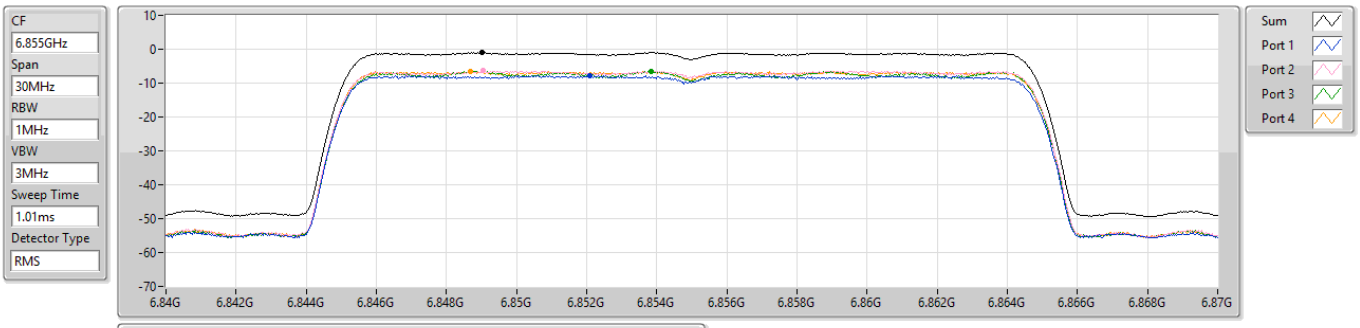

Sum	PD	Port 1	Port 2	Port 3	Port 4
(dBm/RBW)	(dBm/RBW)	(dBm/RBW)	(dBm/RBW)	(dBm/RBW)	(dBm/RBW)
-1.01	-1.01	-7.76	-6.37	-6.41	-6.53

6.525-6.875GHz_802.11be EHT20_Nss1,(MCS0)_4TX **PSD**

6875MHz Straddle 6.525-6.875GHz

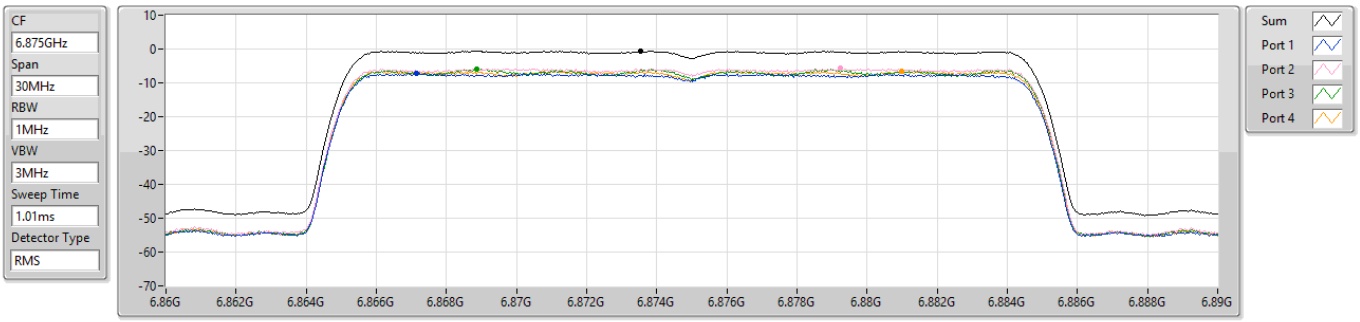

Sum	PD	Port 1	Port 2	Port 3	Port 4
(dBm/RBW)	(dBm/RBW)	(dBm/RBW)	(dBm/RBW)	(dBm/RBW)	(dBm/RBW)
-0.64	-0.64	-7.19	-5.72	-5.82	-6.54

6.875-7.125GHz_802.11be EHT20_Nss1,(MCS0)_4TX **PSD**

6895MHz

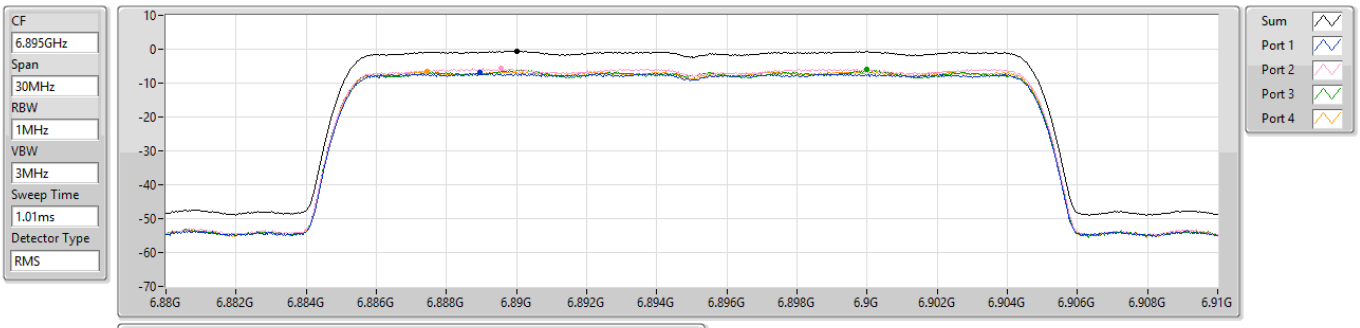

Sum	PD	Port 1	Port 2	Port 3	Port 4
(dBm/RBW)	(dBm/RBW)	(dBm/RBW)	(dBm/RBW)	(dBm/RBW)	(dBm/RBW)
-0.59	-0.59	-6.97	-5.75	-6.08	-6.61

6.875-7.125GHz_802.11be EHT20_Nss1,(MCS0)_4TX **PSD**

7015MHz

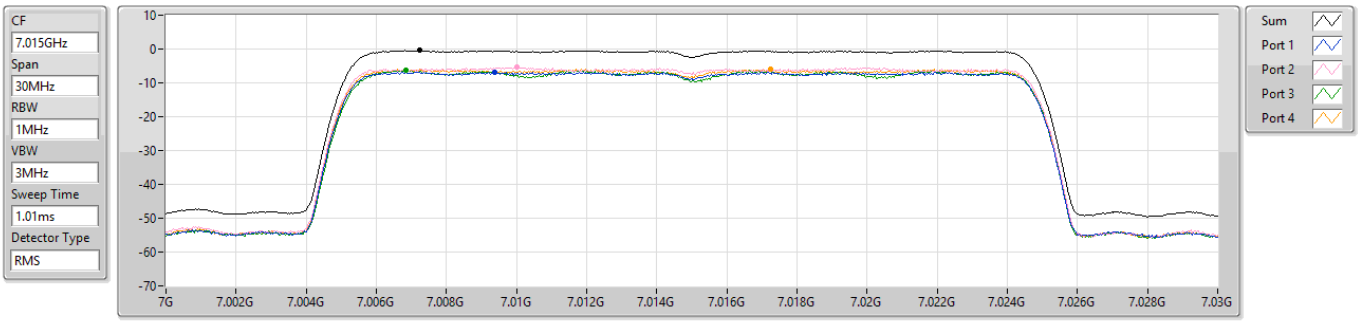

Sum	PD	Port 1	Port 2	Port 3	Port 4
(dBm/RBW)	(dBm/RBW)	(dBm/RBW)	(dBm/RBW)	(dBm/RBW)	(dBm/RBW)
-0.37	-0.37	-6.79	-5.42	-6.31	-5.94

6.875-7.125GHz_802.11be EHT20_Nss1,(MCS0)_4TX **PSD**

7095MHz

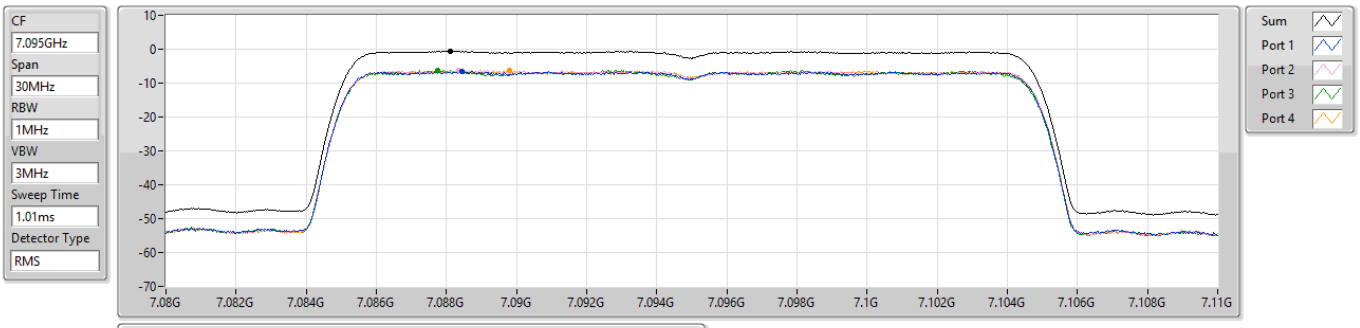

Sum	PD	Port 1	Port 2	Port 3	Port 4
(dBm/RBW)	(dBm/RBW)	(dBm/RBW)	(dBm/RBW)	(dBm/RBW)	(dBm/RBW)
-0.55	-0.55	-6.54	-6.31	-6.10	-6.36

6.875-7.125GHz_802.11be EHT20_Nss1,(MCS0)_4TX **PSD**

7115MHz

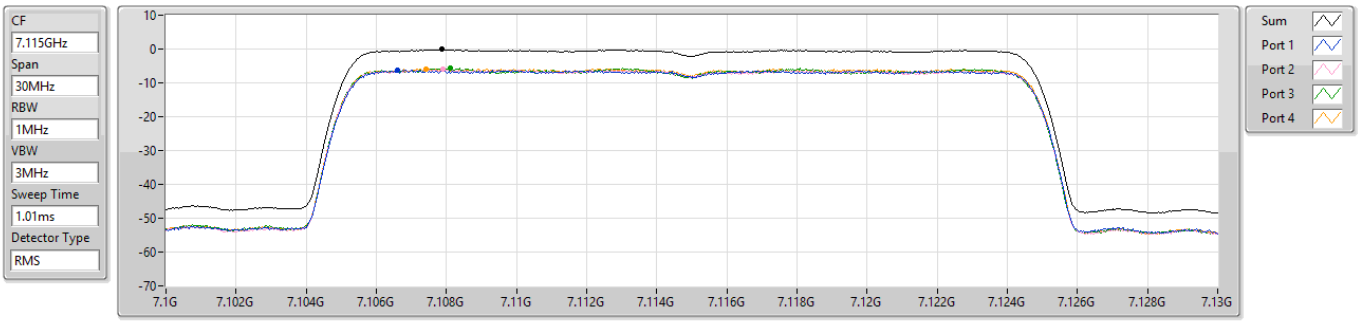

Sum	PD	Port 1	Port 2	Port 3	Port 4
(dBm/RBW)	(dBm/RBW)	(dBm/RBW)	(dBm/RBW)	(dBm/RBW)	(dBm/RBW)
-0.11	-0.11	-6.28	-6.06	-5.47	-5.79

5.925-6.425GHz_802.11be EHT40_Nss1,(MCS0)_4TX **PSD**

5965MHz

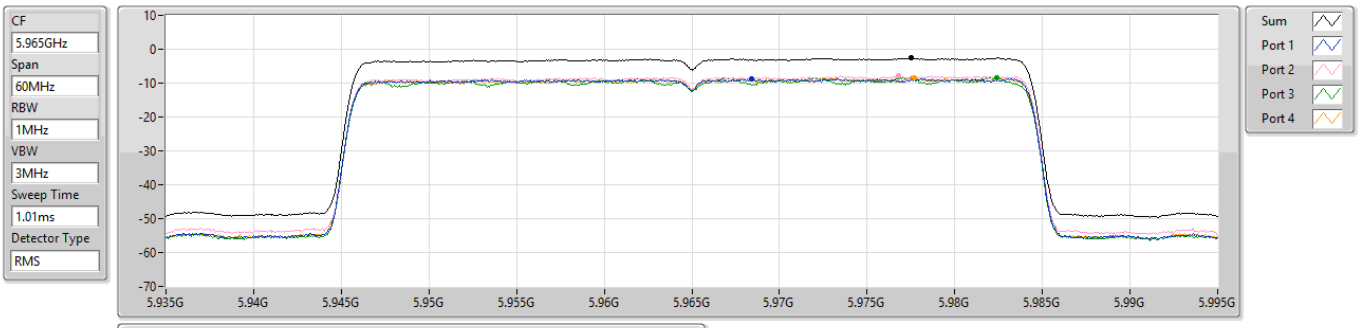

Sum	PD	Port 1	Port 2	Port 3	Port 4
(dBm/RBW)	(dBm/RBW)	(dBm/RBW)	(dBm/RBW)	(dBm/RBW)	(dBm/RBW)
-2.50	-2.50	-8.73	-7.81	-8.31	-8.35

5.925-6.425GHz_802.11be EHT40_Nss1,(MCS0)_4TX **PSD**

6165MHz

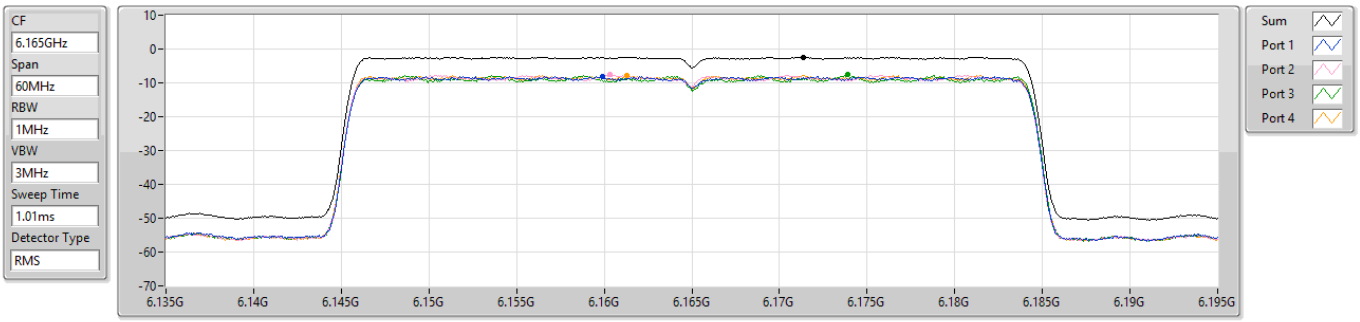

Sum	PD	Port 1	Port 2	Port 3	Port 4
(dBm/RBW)	(dBm/RBW)	(dBm/RBW)	(dBm/RBW)	(dBm/RBW)	(dBm/RBW)
-2.36	-2.36	-7.98	-7.61	-7.62	-7.73

5.925-6.425GHz_802.11be EHT40_Nss1,(MCS0)_4TX **PSD**

6405MHz

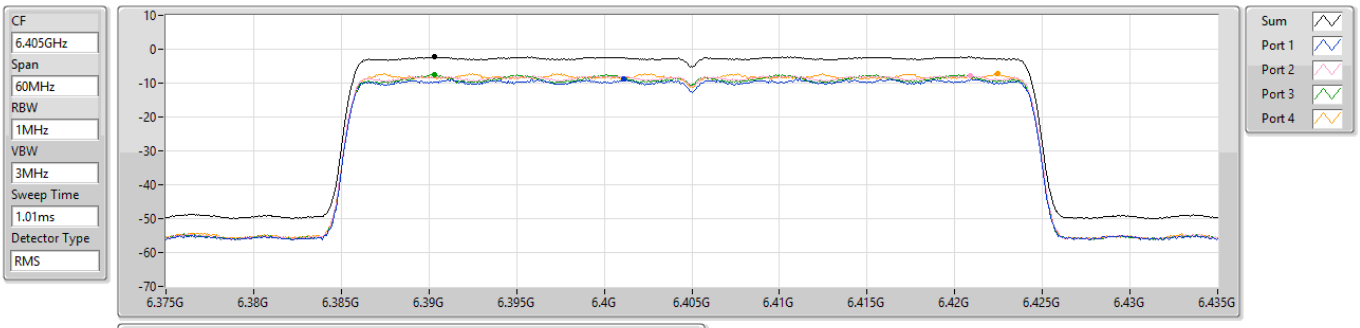

Sum	PD	Port 1	Port 2	Port 3	Port 4
(dBm/RBW)	(dBm/RBW)	(dBm/RBW)	(dBm/RBW)	(dBm/RBW)	(dBm/RBW)
-2.21	-2.21	-8.78	-7.76	-7.37	-7.15

6.425-6.525GHz_802.11be EHT40_Nss1,(MCS0)_4TX **PSD**

6445MHz

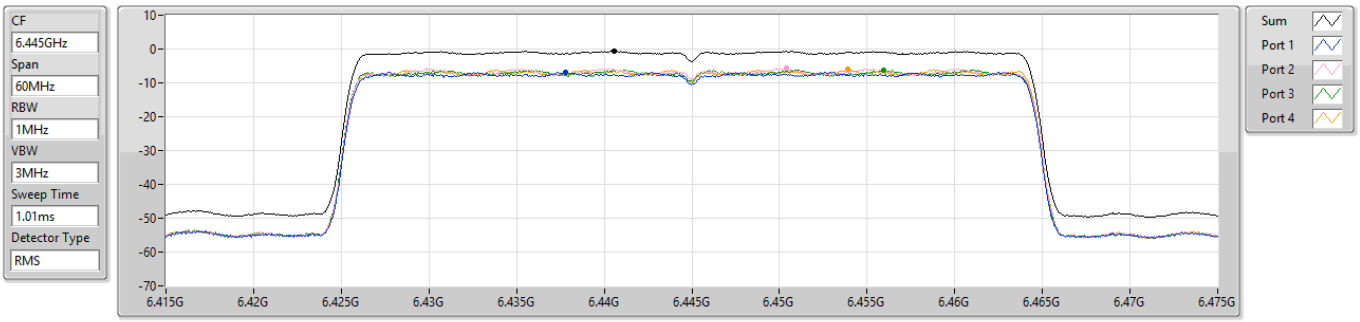

Sum	PD	Port 1	Port 2	Port 3	Port 4
(dBm/RBW)	(dBm/RBW)	(dBm/RBW)	(dBm/RBW)	(dBm/RBW)	(dBm/RBW)
-0.51	-0.51	-6.73	-5.68	-6.19	-6.08

6.425-6.525GHz_802.11be EHT40_Nss1,(MCS0)_4TX **PSD**

6485MHz

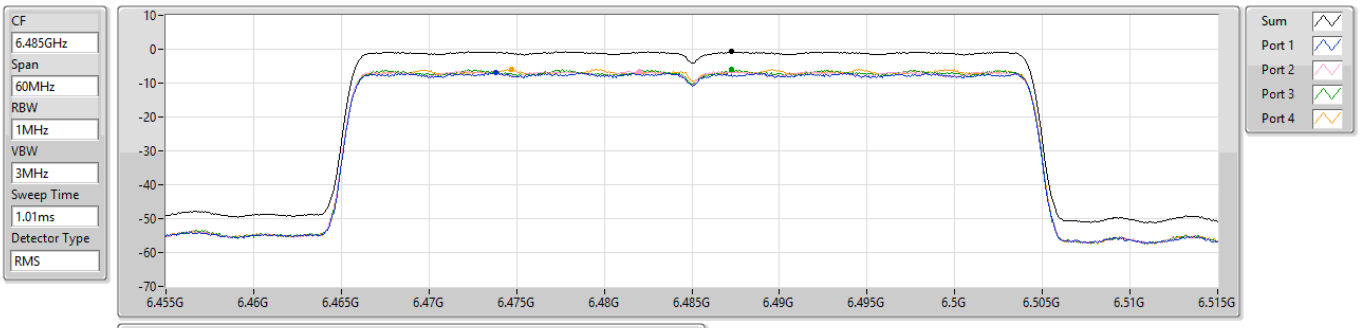

Sum	PD	Port 1	Port 2	Port 3	Port 4
(dBm/RBW)	(dBm/RBW)	(dBm/RBW)	(dBm/RBW)	(dBm/RBW)	(dBm/RBW)
-0.74	-0.74	-6.91	-6.41	-5.85	-5.85

6.525-6.875GHz_802.11be EHT40_Nss1,(MCS0)_4TX **PSD**

6525MHz Straddle 6.525-6.875GHz

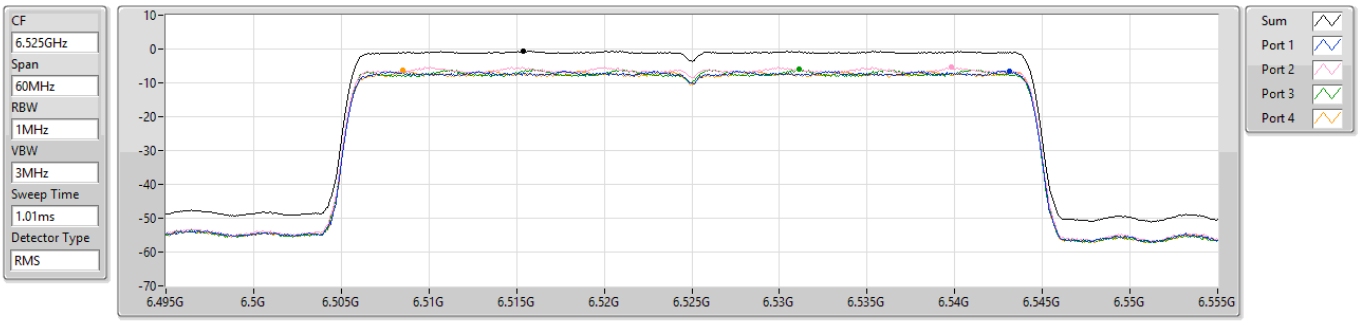

Sum	PD	Port 1	Port 2	Port 3	Port 4
(dBm/RBW)	(dBm/RBW)	(dBm/RBW)	(dBm/RBW)	(dBm/RBW)	(dBm/RBW)
-0.62	-0.62	-6.47	-5.33	-6.01	-6.35

6.525-6.875GHz_802.11be EHT40_Nss1,(MCS0)_4TX **PSD**

6565MHz

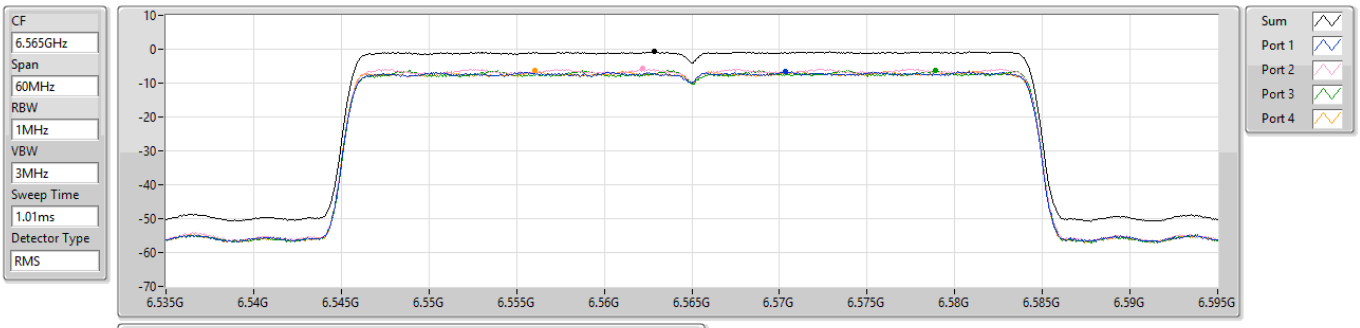

Sum	PD	Port 1	Port 2	Port 3	Port 4
(dBm/RBW)	(dBm/RBW)	(dBm/RBW)	(dBm/RBW)	(dBm/RBW)	(dBm/RBW)
-0.76	-0.76	-6.58	-5.78	-6.25	-6.36

6.525-6.875GHz_802.11be EHT40_Nss1,(MCS0)_4TX **PSD**

6725MHz

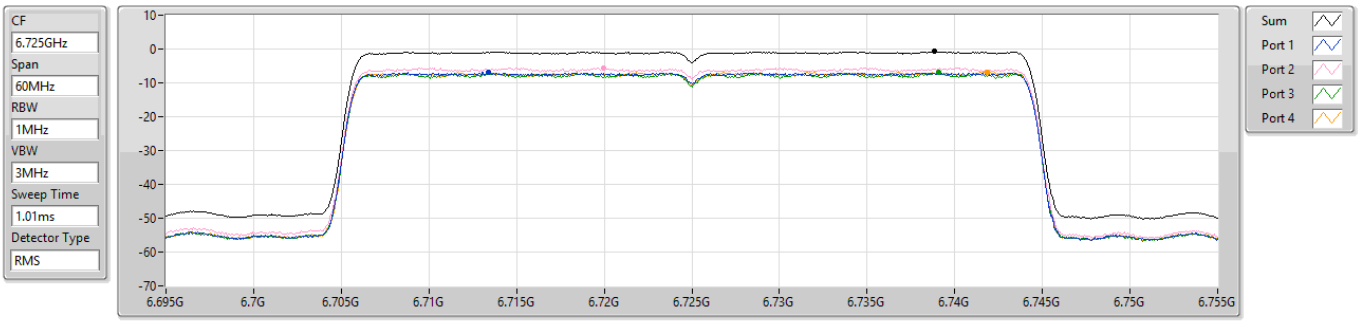

Sum	PD	Port 1	Port 2	Port 3	Port 4
(dBm/RBW)	(dBm/RBW)	(dBm/RBW)	(dBm/RBW)	(dBm/RBW)	(dBm/RBW)
-0.77	-0.77	-6.93	-5.53	-7.02	-6.73

6.525-6.875GHz_802.11be EHT40_Nss1,(MCS0)_4TX **PSD**

6845MHz

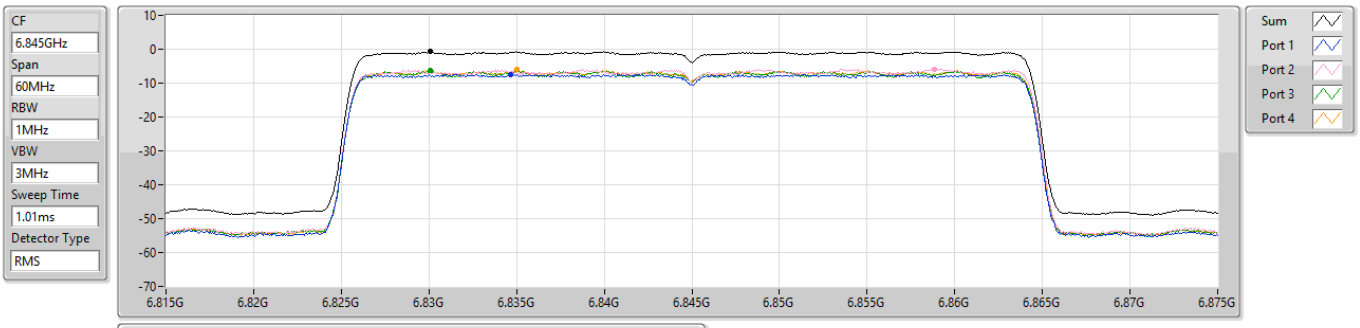

Sum	PD	Port 1	Port 2	Port 3	Port 4
(dBm/RBW)	(dBm/RBW)	(dBm/RBW)	(dBm/RBW)	(dBm/RBW)	(dBm/RBW)
-0.72	-0.72	-7.38	-5.91	-6.34	-6.06

6.525-6.875GHz_802.11be EHT40_Nss1,(MCS0)_4TX **PSD**

6885MHz Straddle 6.525-6.875GHz

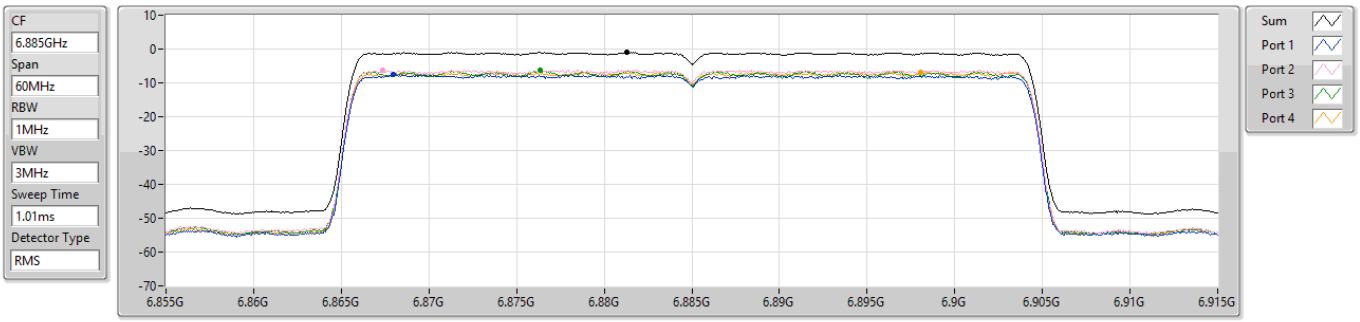

Sum	PD	Port 1	Port 2	Port 3	Port 4
(dBm/RBW)	(dBm/RBW)	(dBm/RBW)	(dBm/RBW)	(dBm/RBW)	(dBm/RBW)
-0.95	-0.95	-7.50	-6.19	-6.20	-6.79

6.875-7.125GHz_802.11be EHT40_Nss1,(MCS0)_4TX **PSD**

6925MHz

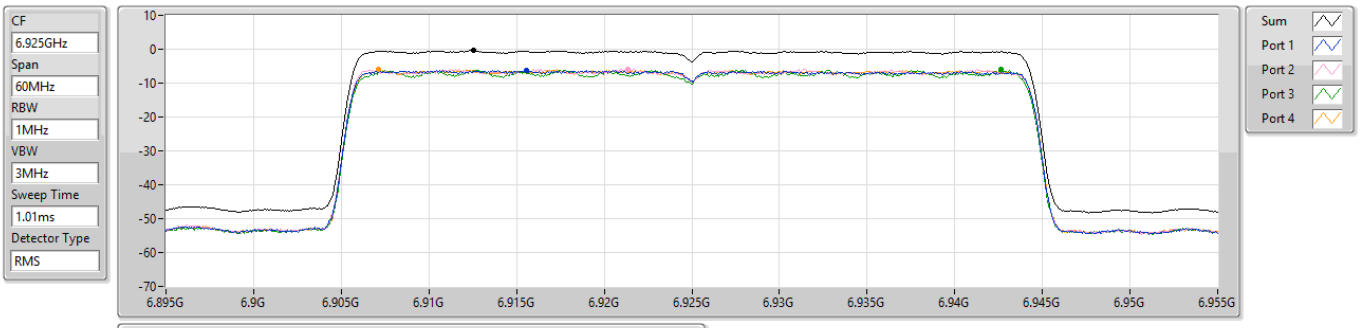

Sum	PD	Port 1	Port 2	Port 3	Port 4
(dBm/RBW)	(dBm/RBW)	(dBm/RBW)	(dBm/RBW)	(dBm/RBW)	(dBm/RBW)
-0.44	-0.44	-6.14	-5.86	-6.04	-6.03

6.875-7.125GHz_802.11be EHT40_Nss1,(MCS0)_4TX **PSD**

7005MHz

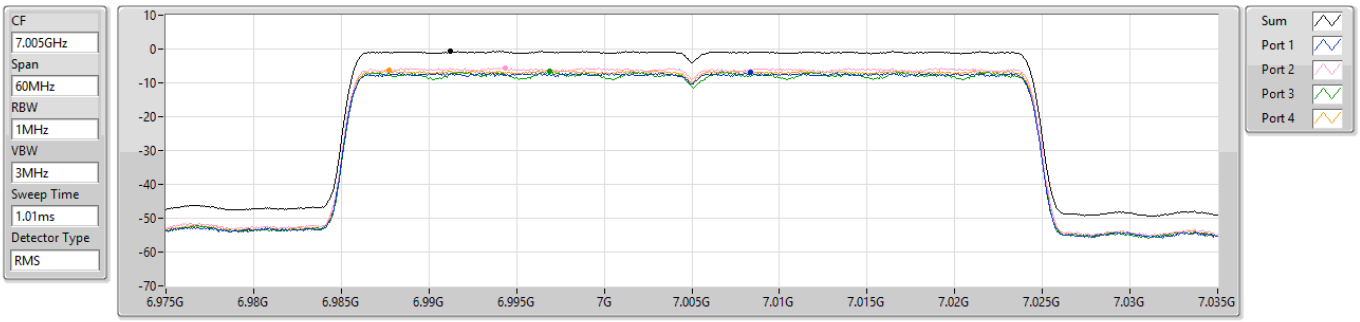

Sum	PD	Port 1	Port 2	Port 3	Port 4
(dBm/RBW)	(dBm/RBW)	(dBm/RBW)	(dBm/RBW)	(dBm/RBW)	(dBm/RBW)
-0.67	-0.67	-6.99	-5.48	-6.65	-6.30

6.875-7.125GHz_802.11be EHT40_Nss1,(MCS0)_4TX **PSD**

7085MHz

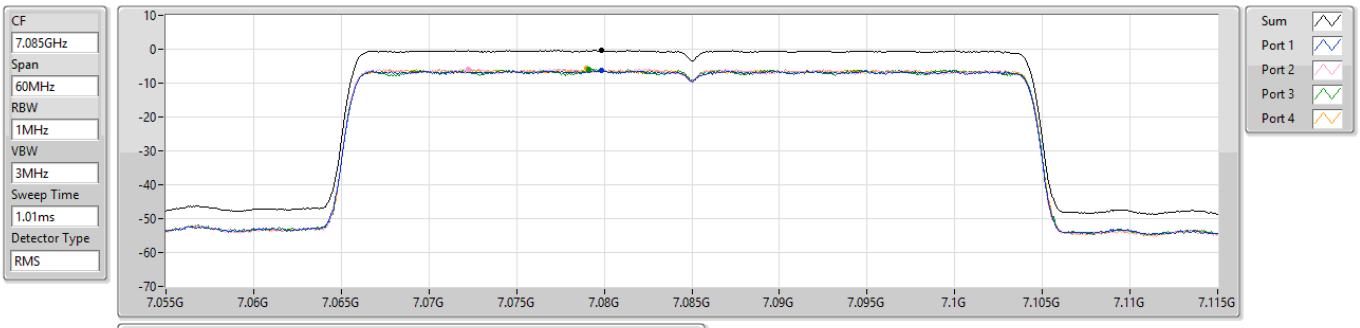

Sum	PD	Port 1	Port 2	Port 3	Port 4
(dBm/RBW)	(dBm/RBW)	(dBm/RBW)	(dBm/RBW)	(dBm/RBW)	(dBm/RBW)
-0.30	-0.30	-6.30	-5.79	-5.97	-5.78

5.925-6.425GHz_802.11be EHT80_Nss1,(MCS0)_4TX **PSD**

5985MHz

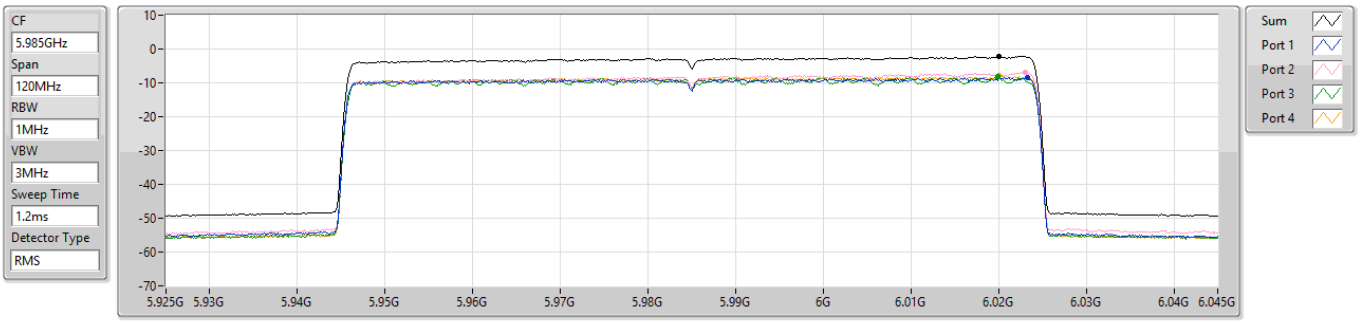

Sum	PD	Port 1	Port 2	Port 3	Port 4
(dBm/RBW)	(dBm/RBW)	(dBm/RBW)	(dBm/RBW)	(dBm/RBW)	(dBm/RBW)
-2.19	-2.19	-8.40	-6.91	-8.08	-7.87

5.925-6.425GHz_802.11be EHT80_Nss1,(MCS0)_4TX **PSD**

6145MHz

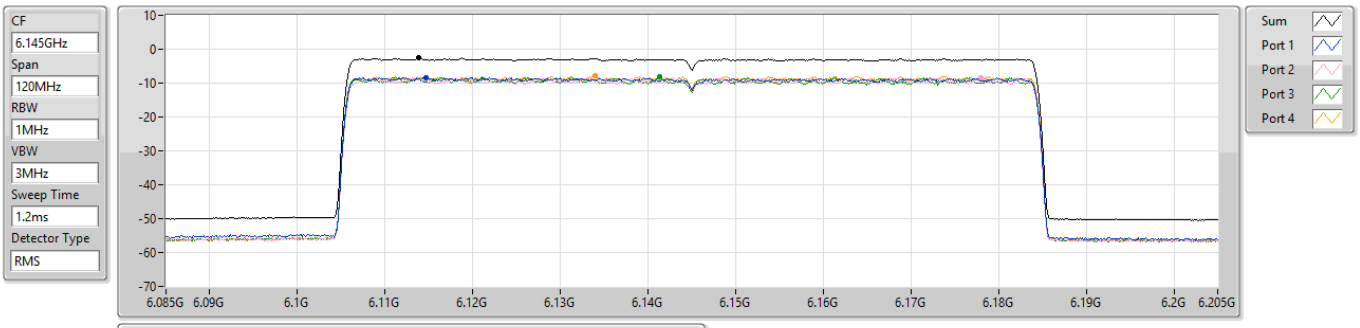

Sum	PD	Port 1	Port 2	Port 3	Port 4
(dBm/RBW)	(dBm/RBW)	(dBm/RBW)	(dBm/RBW)	(dBm/RBW)	(dBm/RBW)
-2.64	-2.64	-8.31	-8.32	-8.20	-7.96

5.925-6.425GHz_802.11be EHT80_Nss1,(MCS0)_4TX **PSD**

6385MHz

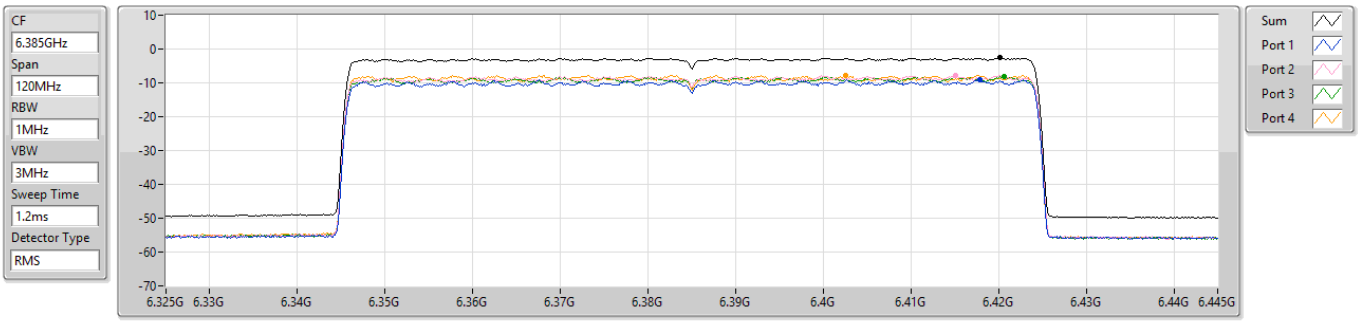

Sum	PD	Port 1	Port 2	Port 3	Port 4
(dBm/RBW)	(dBm/RBW)	(dBm/RBW)	(dBm/RBW)	(dBm/RBW)	(dBm/RBW)
-2.52	-2.52	-9.01	-7.85	-8.10	-7.76

6.425-6.525GHz_802.11be EHT80_Nss1,(MCS0)_4TX **PSD**

6465MHz

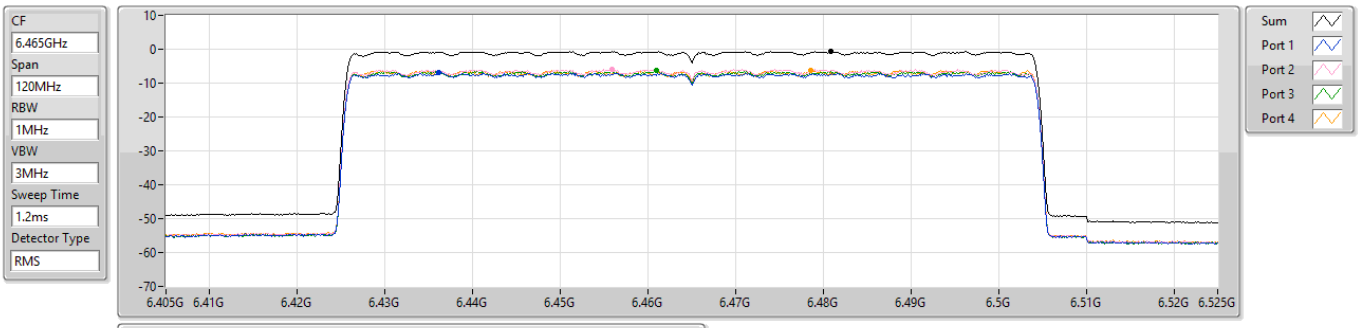

Sum	PD	Port 1	Port 2	Port 3	Port 4
(dBm/RBW)	(dBm/RBW)	(dBm/RBW)	(dBm/RBW)	(dBm/RBW)	(dBm/RBW)
-0.69	-0.69	-6.96	-5.94	-6.40	-6.27

6.525-6.875GHz_802.11be EHT80_Nss1,(MCS0)_4TX **PSD**

6545MHz Straddle 6.525-6.875GHz

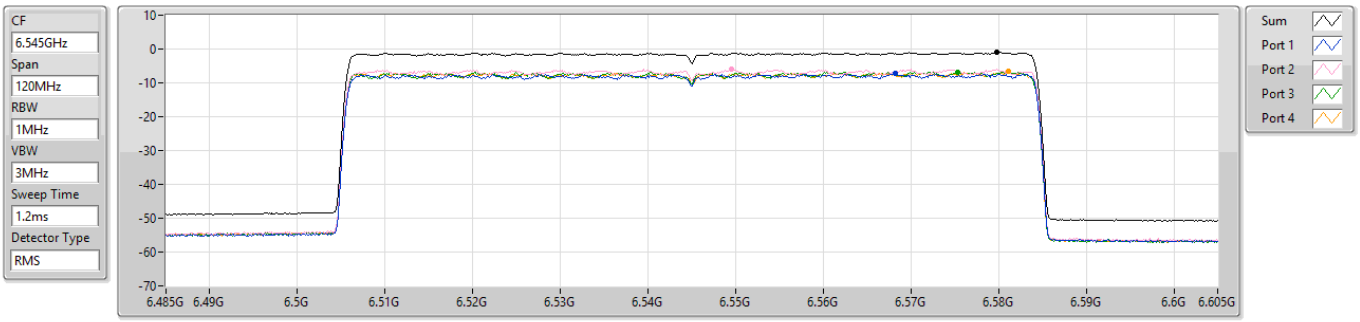

Sum	PD	Port 1	Port 2	Port 3	Port 4
(dBm/RBW)	(dBm/RBW)	(dBm/RBW)	(dBm/RBW)	(dBm/RBW)	(dBm/RBW)
-0.97	-0.97	-7.23	-6.07	-6.78	-6.70

6.525-6.875GHz_802.11be EHT80_Nss1,(MCS0)_4TX **PSD**

6625MHz

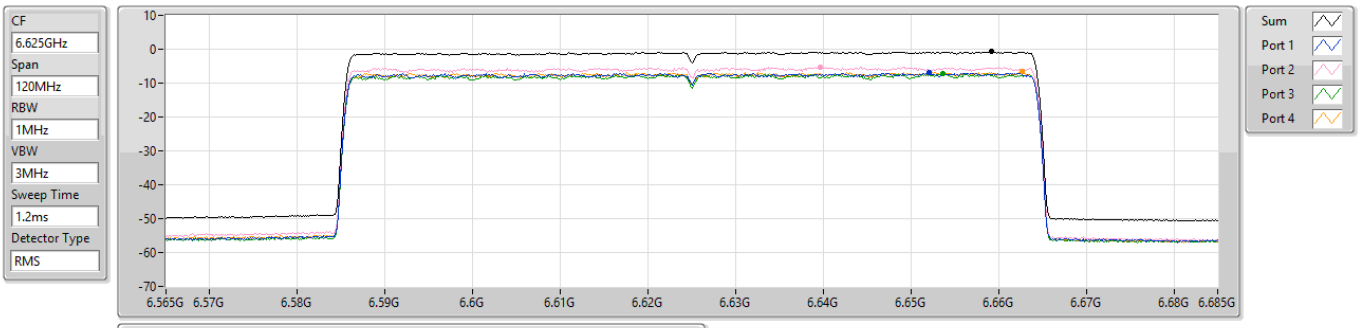

Sum	PD	Port 1	Port 2	Port 3	Port 4
(dBm/RBW)	(dBm/RBW)	(dBm/RBW)	(dBm/RBW)	(dBm/RBW)	(dBm/RBW)
-0.78	-0.78	-6.84	-5.25	-7.25	-6.69

6.525-6.875GHz_802.11be EHT80_Nss1,(MCS0)_4TX **PSD**

6705MHz

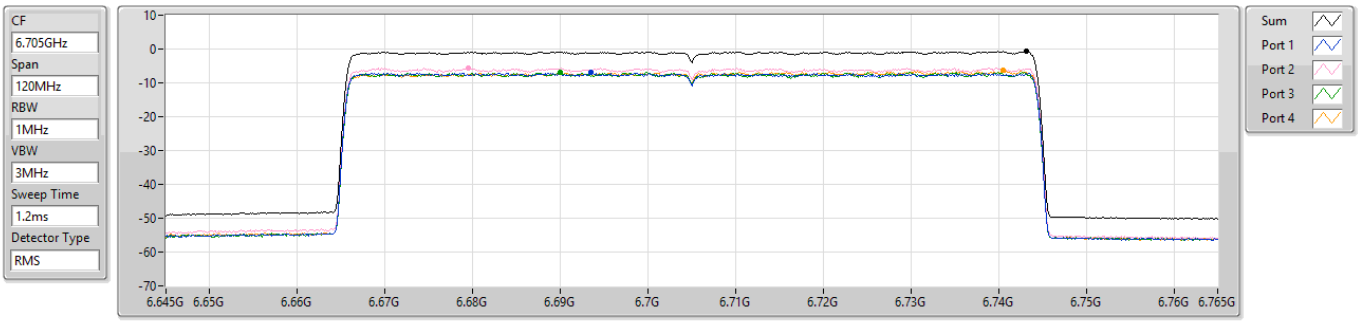

Sum	PD	Port 1	Port 2	Port 3	Port 4
(dBm/RBW)	(dBm/RBW)	(dBm/RBW)	(dBm/RBW)	(dBm/RBW)	(dBm/RBW)
-0.73	-0.73	-7.00	-5.59	-6.80	-6.18

6.525-6.875GHz_802.11be EHT80_Nss1,(MCS0)_4TX **PSD**

6785MHz

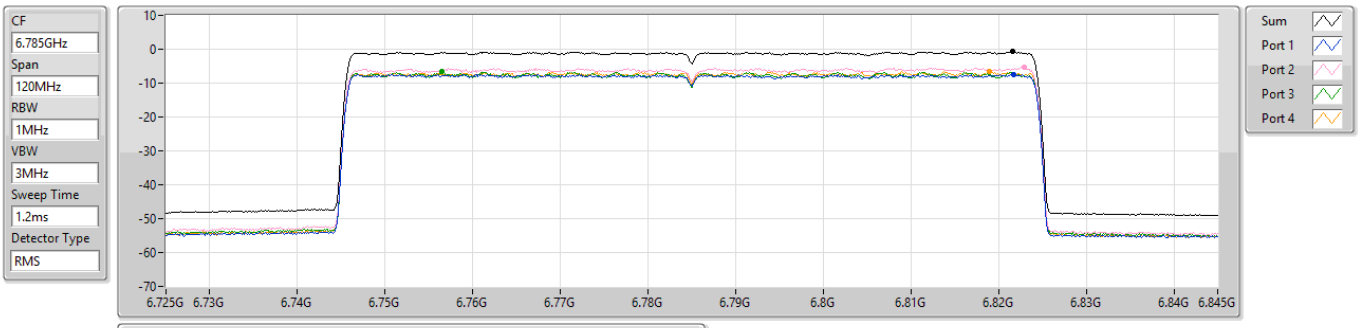

Sum	PD	Port 1	Port 2	Port 3	Port 4
(dBm/RBW)	(dBm/RBW)	(dBm/RBW)	(dBm/RBW)	(dBm/RBW)	(dBm/RBW)
-0.73	-0.73	-7.38	-5.43	-6.60	-6.58

6.525-6.875GHz_802.11be EHT80_Nss1,(MCS0)_4TX **PSD**

6865MHz Straddle 6.525-6.875GHz

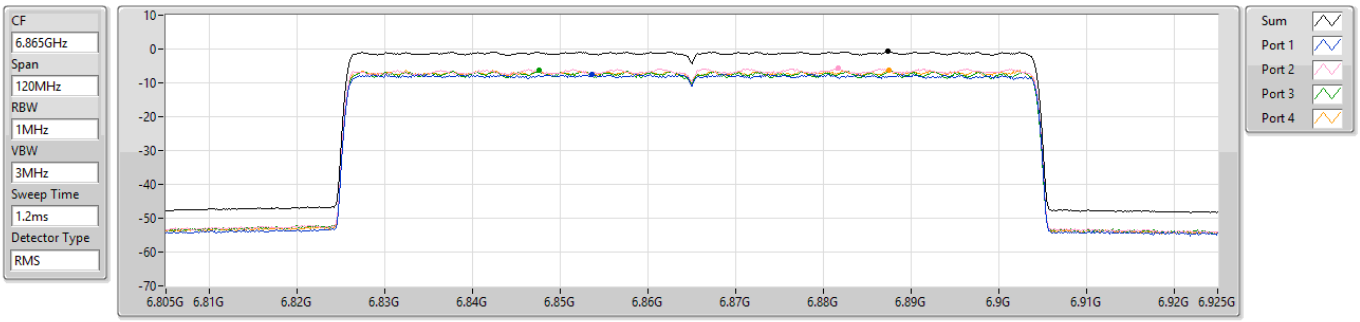

Sum	PD	Port 1	Port 2	Port 3	Port 4
(dBm/RBW)	(dBm/RBW)	(dBm/RBW)	(dBm/RBW)	(dBm/RBW)	(dBm/RBW)
-0.77	-0.77	-7.43	-5.63	-6.26	-6.25

6.875-7.125GHz_802.11be EHT80_Nss1,(MCS0)_4TX **PSD**

6945MHz

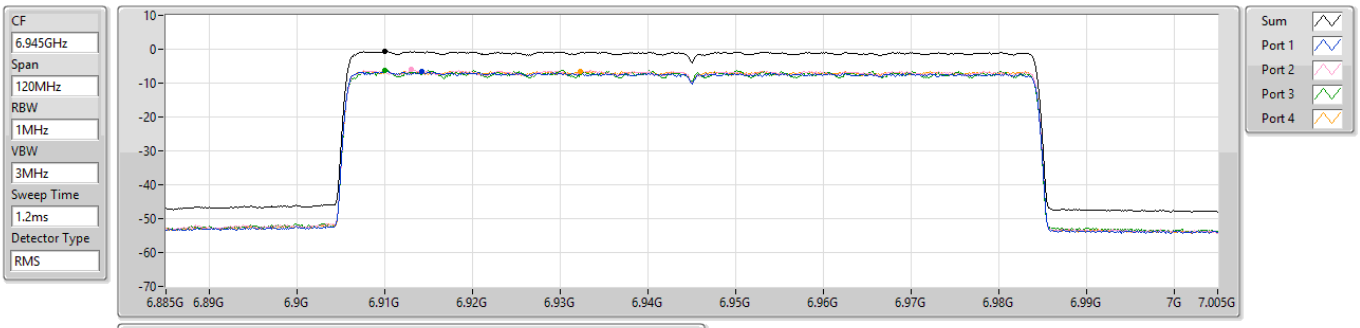

Sum	PD	Port 1	Port 2	Port 3	Port 4
(dBm/RBW)	(dBm/RBW)	(dBm/RBW)	(dBm/RBW)	(dBm/RBW)	(dBm/RBW)
-0.61	-0.61	-6.57	-6.04	-6.28	-6.49

6.875-7.125GHz_802.11be EHT80_Nss1,(MCS0)_4TX **PSD**

7025MHz

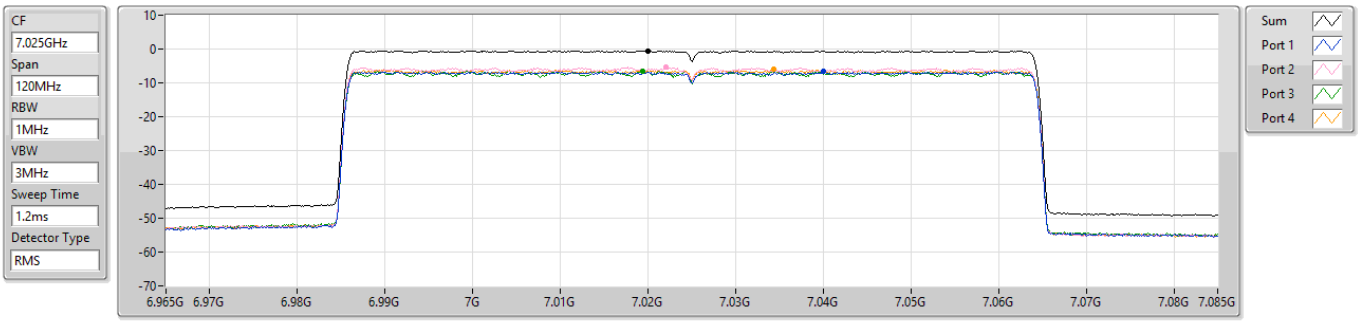

Sum	PD	Port 1	Port 2	Port 3	Port 4
(dBm/RBW)	(dBm/RBW)	(dBm/RBW)	(dBm/RBW)	(dBm/RBW)	(dBm/RBW)
-0.49	-0.49	-6.71	-5.29	-6.43	-6.05

5.925-6.425GHz_802.11be EHT160_Nss1,(MCS0)_4TX **PSD**

6025MHz

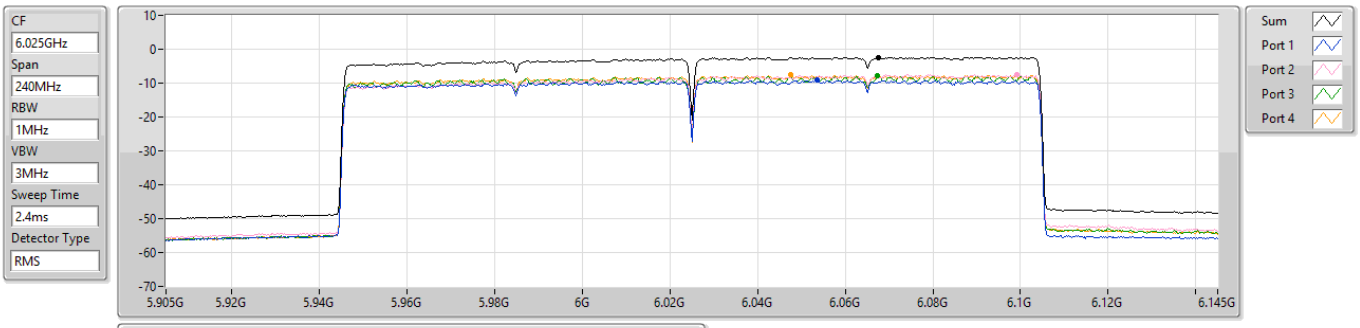

Sum	PD	Port 1	Port 2	Port 3	Port 4
(dBm/RBW)	(dBm/RBW)	(dBm/RBW)	(dBm/RBW)	(dBm/RBW)	(dBm/RBW)
-2.36	-2.36	-9.13	-7.54	-7.88	-7.62

5.925-6.425GHz_802.11be EHT160_Nss1,(MCS0)_4TX **PSD**

6185MHz

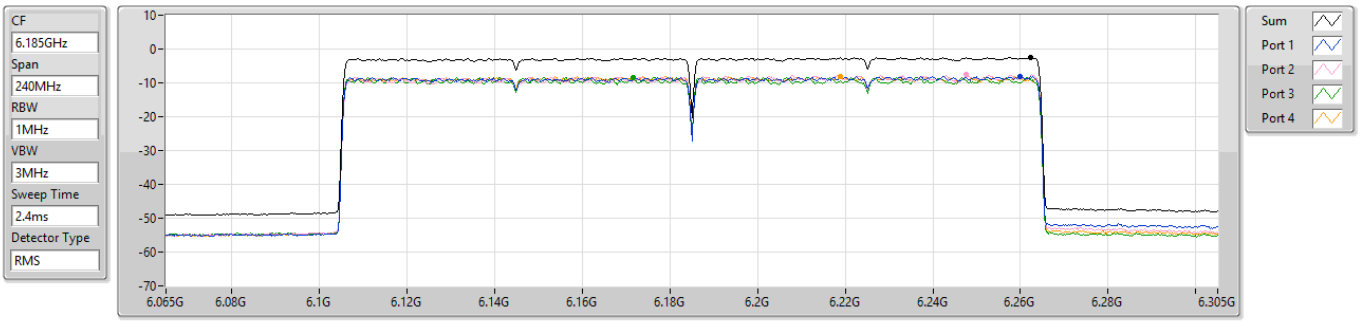

Sum	PD	Port 1	Port 2	Port 3	Port 4
(dBm/RBW)	(dBm/RBW)	(dBm/RBW)	(dBm/RBW)	(dBm/RBW)	(dBm/RBW)
-2.46	-2.46	-8.07	-7.62	-8.33	-8.01

5.925-6.425GHz_802.11be EHT160_Nss1,(MCS0)_4TX **PSD**

6345MHz

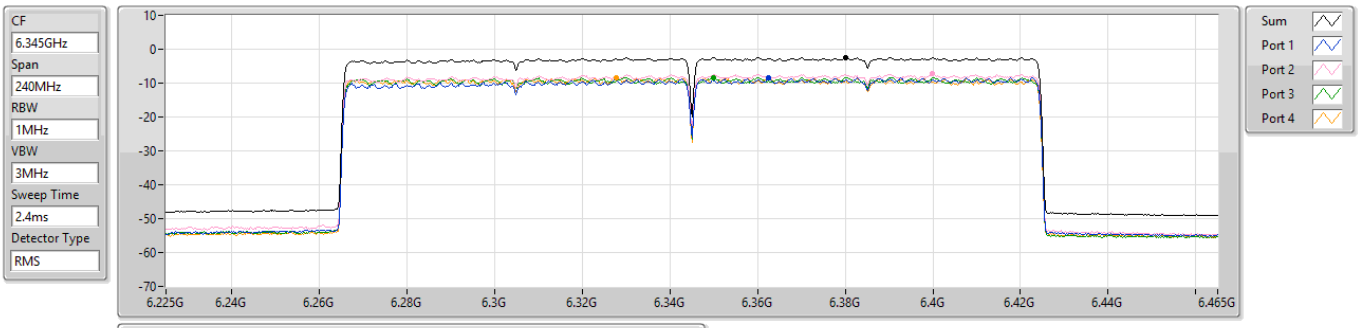

Sum	PD	Port 1	Port 2	Port 3	Port 4
(dBm/RBW)	(dBm/RBW)	(dBm/RBW)	(dBm/RBW)	(dBm/RBW)	(dBm/RBW)
-2.45	-2.45	-8.34	-7.28	-8.32	-8.57

6.525-6.875GHz_802.11be EHT160_Nss1,(MCS0)_4TX **PSD**

6505MHz Straddle 6.525-6.875GHz

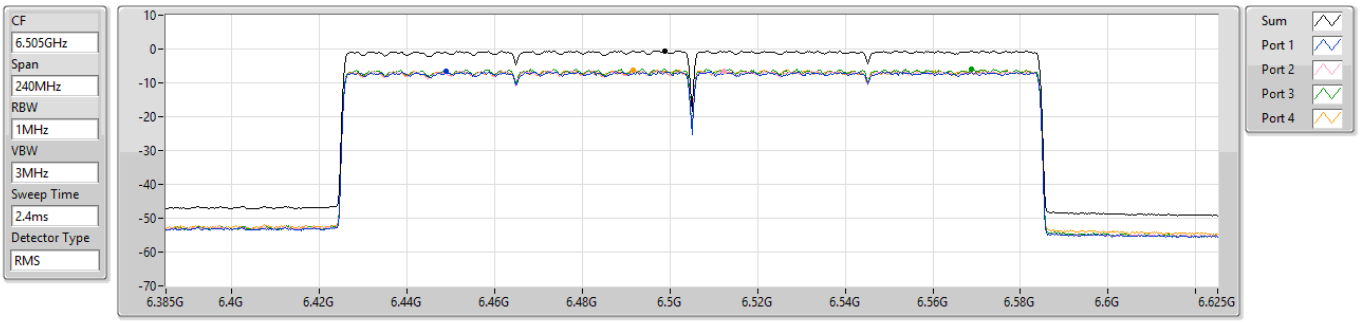

Sum	PD	Port 1	Port 2	Port 3	Port 4
(dBm/RBW)	(dBm/RBW)	(dBm/RBW)	(dBm/RBW)	(dBm/RBW)	(dBm/RBW)
-0.49	-0.49	-6.68	-6.47	-5.83	-6.11

6.525-6.875GHz_802.11be EHT160_Nss1,(MCS0)_4TX **PSD**

6665MHz

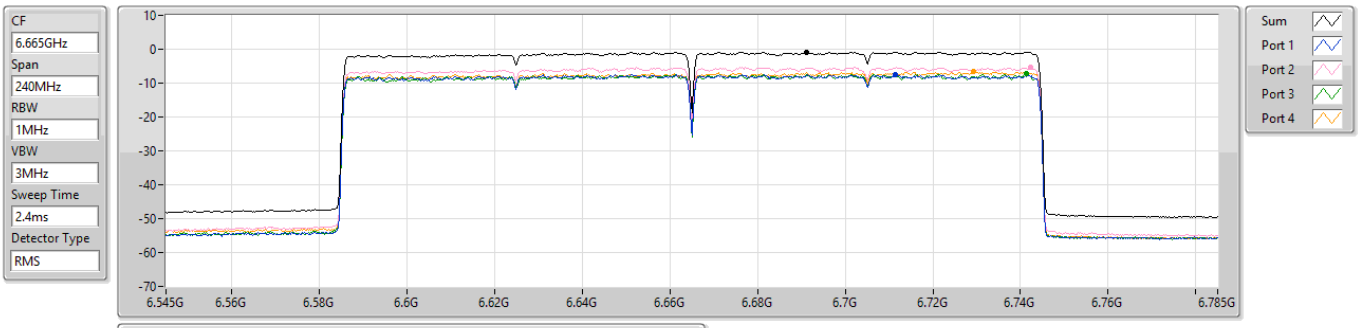

Sum	PD	Port 1	Port 2	Port 3	Port 4
(dBm/RBW)	(dBm/RBW)	(dBm/RBW)	(dBm/RBW)	(dBm/RBW)	(dBm/RBW)
-0.83	-0.83	-7.43	-5.33	-7.30	-6.69

6.525-6.875GHz_802.11be EHT160_Nss1,(MCS0)_4TX **PSD**

6825MHz Straddle 6.525-6.875GHz

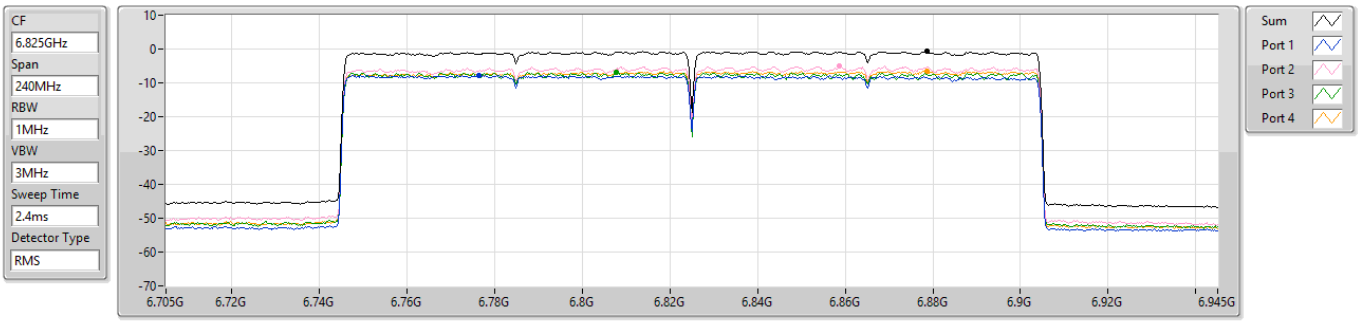

Sum	PD	Port 1	Port 2	Port 3	Port 4
(dBm/RBW)	(dBm/RBW)	(dBm/RBW)	(dBm/RBW)	(dBm/RBW)	(dBm/RBW)
-0.74	-0.74	-7.75	-5.12	-7.01	-6.56

6.875-7.125GHz_802.11be EHT160_Nss1,(MCS0)_4TX **PSD**

6985MHz

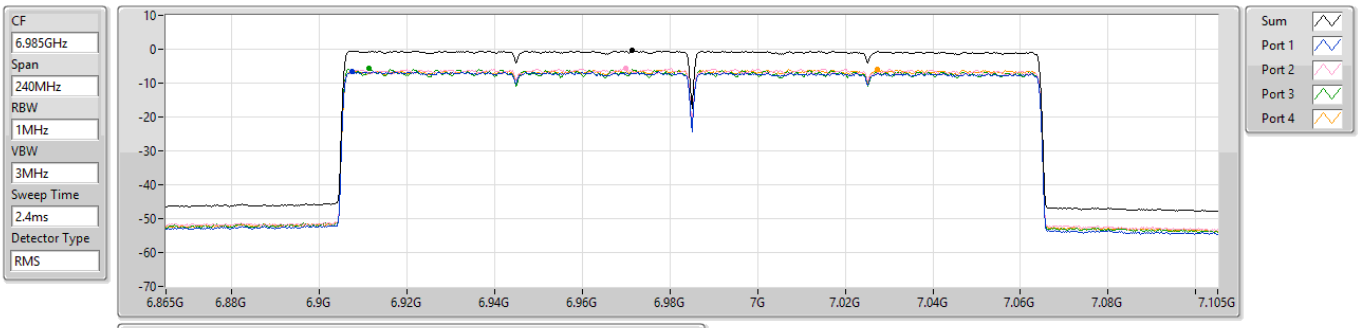

Sum	PD	Port 1	Port 2	Port 3	Port 4
(dBm/RBW)	(dBm/RBW)	(dBm/RBW)	(dBm/RBW)	(dBm/RBW)	(dBm/RBW)
-0.44	-0.44	-6.50	-5.52	-5.69	-6.03

5.925-6.425GHz_802.11be EHT320_Nss1,(MCS0)_4TX **PSD**

6105MHz

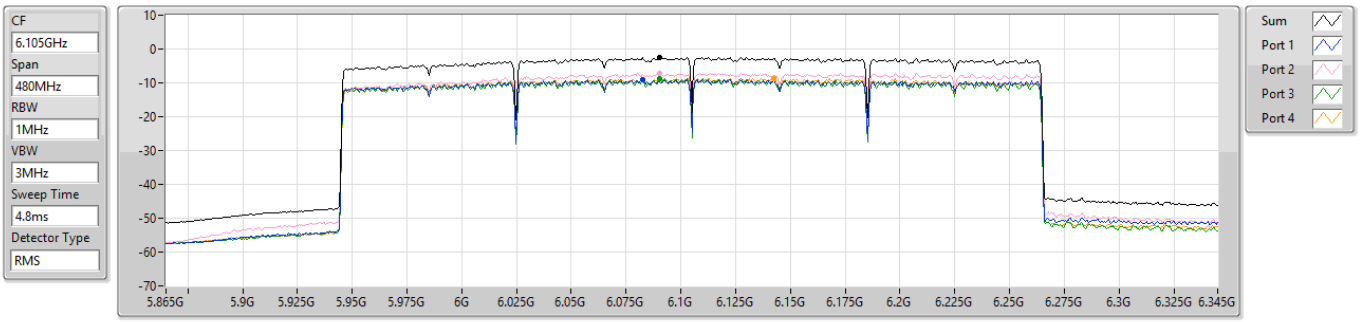

Sum	PD	Port 1	Port 2	Port 3	Port 4
(dBm/RBW)	(dBm/RBW)	(dBm/RBW)	(dBm/RBW)	(dBm/RBW)	(dBm/RBW)
-2.46	-2.46	-8.93	-7.06	-8.77	-8.63

5.925-6.425GHz_802.11be EHT320_Nss1,(MCS0)_4TX **PSD**

6265MHz

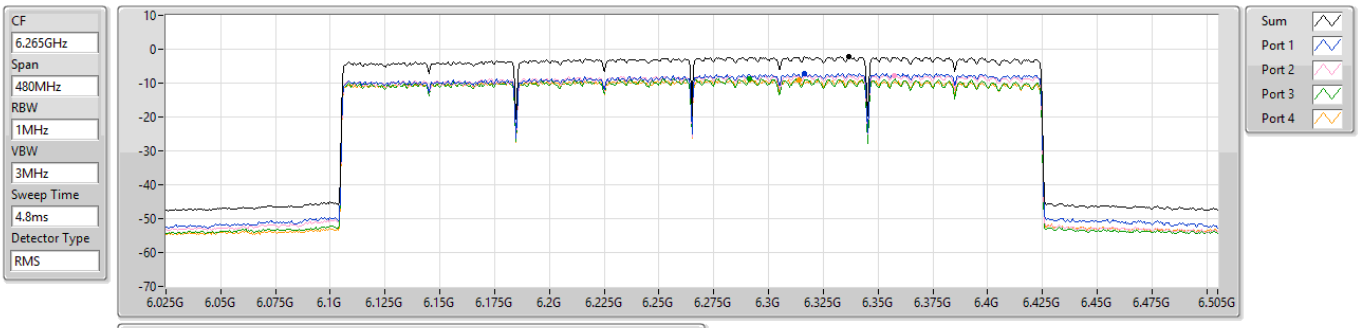

Sum	PD	Port 1	Port 2	Port 3	Port 4
(dBm/RBW)	(dBm/RBW)	(dBm/RBW)	(dBm/RBW)	(dBm/RBW)	(dBm/RBW)
-2.31	-2.31	-7.05	-7.66	-8.66	-9.07

5.925-6.425GHz_802.11be EHT320_Nss1,(MCS0)_4TX **PSD**

6425MHz

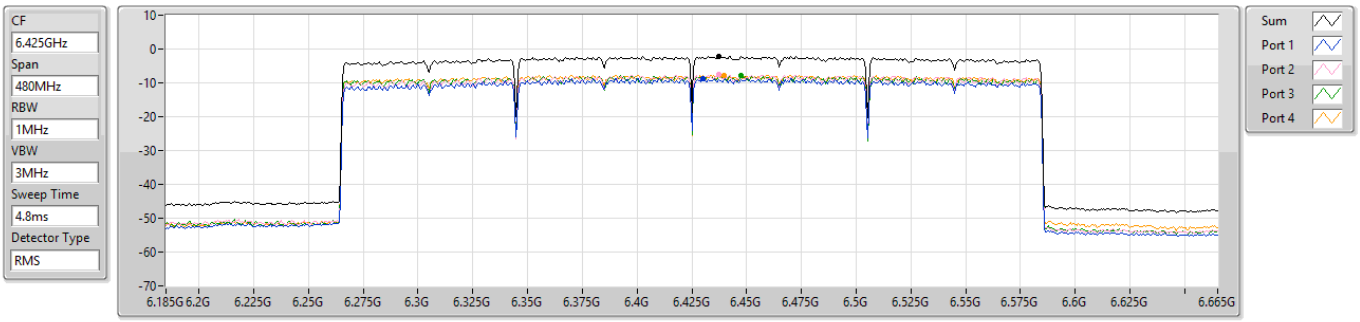

Sum	PD	Port 1	Port 2	Port 3	Port 4
(dBm/RBW)	(dBm/RBW)	(dBm/RBW)	(dBm/RBW)	(dBm/RBW)	(dBm/RBW)
-2.17	-2.17	-8.70	-7.62	-7.85	-7.70

6.525-6.875GHz_802.11be EHT320_Nss1,(MCS0)_4TX **PSD**

6585MHz Straddle 6.525-6.875GHz

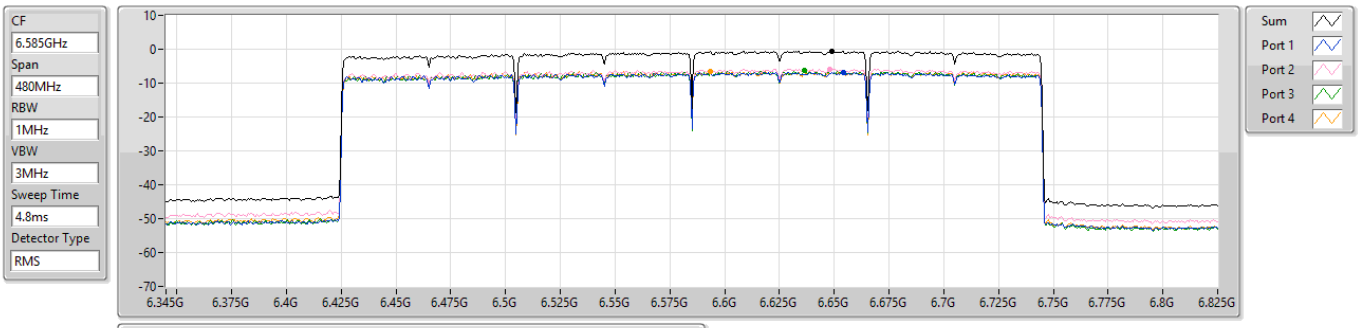

Sum	PD	Port 1	Port 2	Port 3	Port 4
(dBm/RBW)	(dBm/RBW)	(dBm/RBW)	(dBm/RBW)	(dBm/RBW)	(dBm/RBW)
-0.57	-0.57	-6.82	-5.89	-6.37	-6.59

6.525-6.875GHz_802.11be EHT320_Nss1,(MCS0)_4TX **PSD**

6745MHz Straddle 6.525-6.875GHz

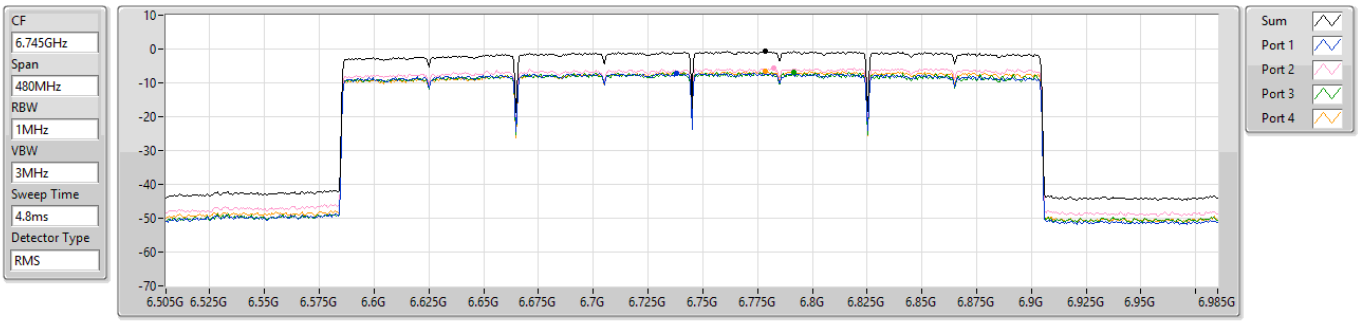

Sum	PD	Port 1	Port 2	Port 3	Port 4
(dBm/RBW)	(dBm/RBW)	(dBm/RBW)	(dBm/RBW)	(dBm/RBW)	(dBm/RBW)
-0.70	-0.70	-7.14	-5.75	-6.80	-6.47

6.525-6.875GHz_802.11be EHT320_Nss1,(MCS0)_4TX **PSD**

6905MHz Straddle 6.525-6.875GHz

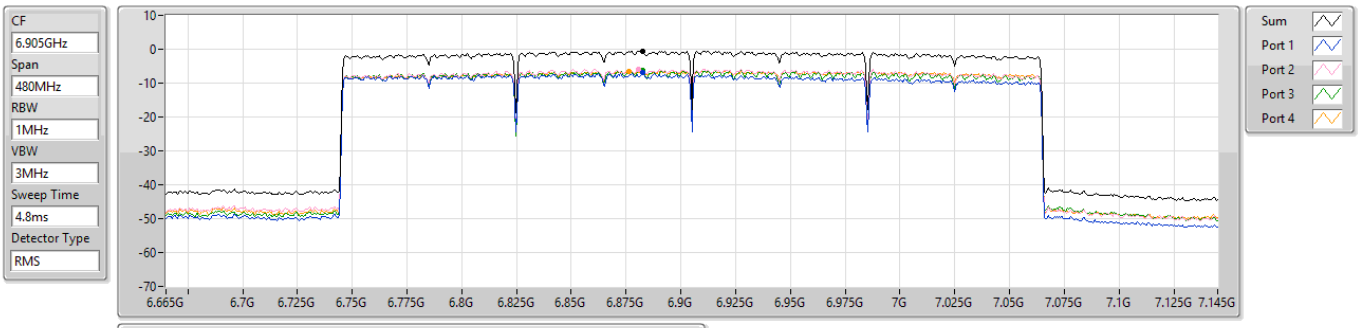

Sum	PD	Port 1	Port 2	Port 3	Port 4
(dBm/RBW)	(dBm/RBW)	(dBm/RBW)	(dBm/RBW)	(dBm/RBW)	(dBm/RBW)
-0.58	-0.58	-6.94	-5.82	-6.23	-6.43

Unwanted Emissions (Below 1GHz)

Modulation	be EHT320-OFDMA	**Test Freq. (MHz)**	6585
Polarization	Horizontal		

Test By :Sean Yu- Temperature(℃):21 Humidity(%):64

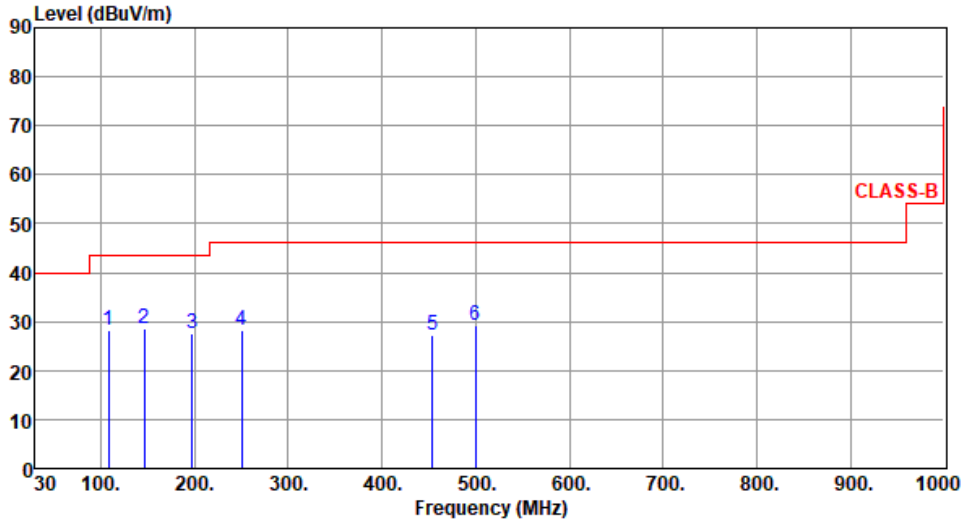

	Freq. MHz	Emission level dBuV/m	Limit dBuV/m	Margin dB	SA reading dBuV	Factor dB/m	Remark	ANT High cm	Turn Table deg
1	108.57	28.10	43.50	-15.40	40.10	-12.00	Peak	---	---
2	146.40	28.59	43.50	-14.91	37.39	-8.80	Peak	---	---
3	197.81	27.60	43.50	-15.90	39.32	-11.72	Peak	---	---
4	250.03	28.12	46.00	-17.88	38.07	-9.95	Peak	---	---
5	453.89	27.11	46.00	-18.89	31.11	-4.00	Peak	---	---
6	500.02	29.13	46.00	-16.87	32.20	-3.07	Peak	---	---

Note 1: Emission Level (dBuV/m) = SA Reading (dBuV) + Factor* (dB/m)
*Factor includes antenna factor , cable loss and amplifier gain
Note 2: Margin (dB) = Emission level (dBuV/m) – Limit (dBuV/m).
Note 3: All spurious emissions below 30MHz are more than 20 dB below the limit.

Modulation	be EHT320-OFDMA	**Test Freq. (MHz)**	6585
Polarization	Vertical		

Test By :Sean Yu- Temperature(℃):21 Humidity(%):64

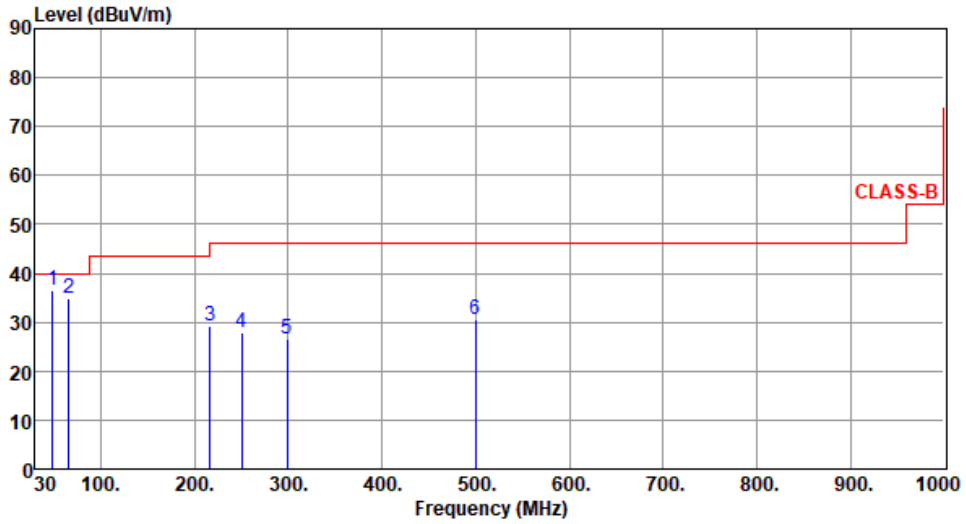

	Freq. MHz	Emission level dBuV/m	Limit dBuV/m	Margin dB	SA reading dBuV	Factor dB/m	Remark	ANT High cm	Turn Table deg
1	48.43	36.64	40.00	-3.36	44.48	-7.84	QP	100	216
2	65.89	34.75	40.00	-5.25	45.11	-10.36	Peak	---	---
3	216.24	29.12	46.00	-16.88	41.06	-11.94	Peak	---	---
4	250.04	28.03	46.00	-17.97	37.98	-9.95	Peak	---	---
5	298.69	26.41	46.00	-19.59	34.52	-8.11	Peak	---	---
6	499.48	30.44	46.00	-15.56	33.52	-3.08	Peak	---	---

Note 1: Emission Level (dBuV/m) = SA Reading (dBuV) + Factor* (dB/m)
*Factor includes antenna factor , cable loss and amplifier gain
Note 2: Margin (dB) = Emission level (dBuV/m) – Limit (dBuV/m).
Note 3: All spurious emissions below 30MHz are more than 20 dB below the limit.

Unwanted Emissions (Above 1GHz) for 11a

Modulation	11a	**Test Freq. (MHz)**	5955
Polarization	Horizontal		

Test By :Paul Lin Temperature(℃):24 Humidity(%):64

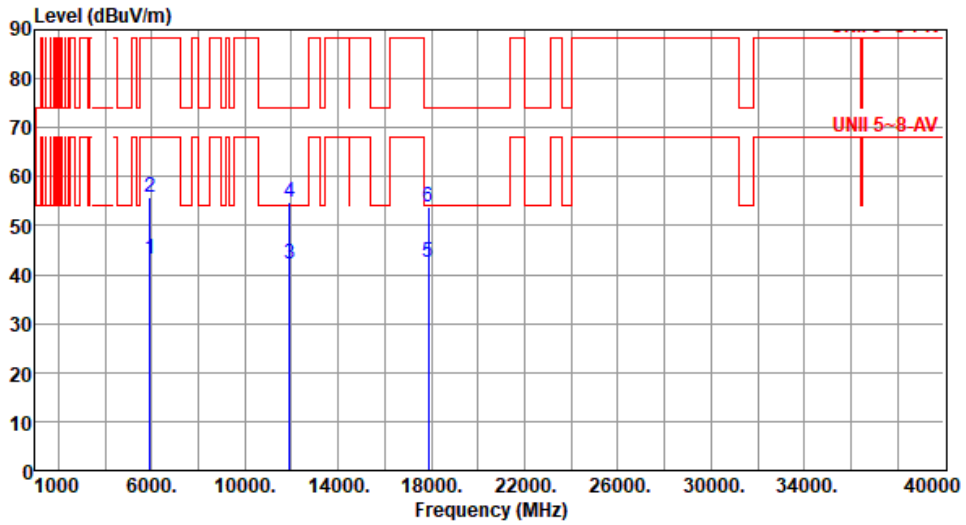

	Freq. MHz	Emission level dBuV/m	Limit dBuV/m	Margin dB	SA reading dBuV	Factor dB/m	Remark	ANT High cm	Turn Table deg
1	5925.00	43.10	68.20	-25.10	41.97	1.13	Average	348	300
2	5925.00	55.75	88.20	-32.45	54.62	1.13	Peak	348	300
3	11910.00	42.01	54.00	-11.99	35.92	6.09	Average	100	85
4	11910.00	54.82	74.00	-19.18	48.73	6.09	Peak	100	85
5	17865.00	42.58	54.00	-11.42	32.13	10.45	Average	100	94
6	17865.00	53.86	74.00	-20.14	43.41	10.45	Peak	100	94

Note 1: Emission Level (dBuV/m) = SA Reading (dBuV) + Factor* (dB/m)
*Factor includes antenna factor , cable loss and amplifier gain
Note 2: Margin (dB) = Emission level (dBuV/m) – Limit (dBuV/m).

Modulation	11a	**Test Freq. (MHz)**	5955
Polarization	Vertical		

Test By :Paul Lin Temperature(℃):24 Humidity(%):64

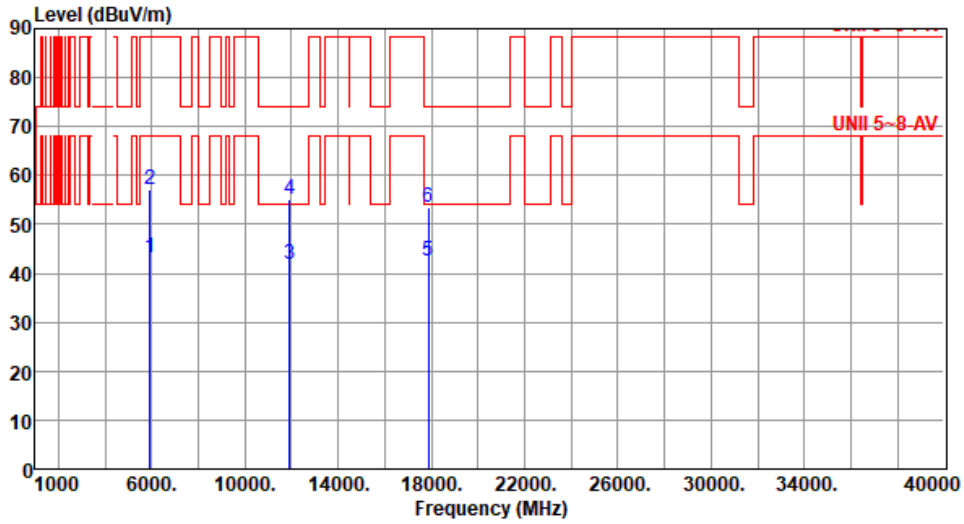

	Freq. MHz	Emission level dBuV/m	Limit dBuV/m	Margin dB	SA reading dBuV	Factor dB/m	Remark	ANT High cm	Turn Table deg
1	5925.00	43.01	68.20	-25.19	41.88	1.13	Average	380	2
2	5925.00	57.00	88.20	-31.20	55.87	1.13	Peak	380	2
3	11910.00	41.95	54.00	-12.05	35.86	6.09	Average	100	76
4	11910.00	55.04	74.00	-18.96	48.95	6.09	Peak	100	76
5	17865.00	42.66	54.00	-11.34	32.21	10.45	Average	100	108
6	17865.00	53.63	74.00	-20.37	43.18	10.45	Peak	100	108

Note 1: Emission Level (dBuV/m) = SA Reading (dBuV) + Factor* (dB/m)
*Factor includes antenna factor , cable loss and amplifier gain
Note 2: Margin (dB) = Emission level (dBuV/m) – Limit (dBuV/m).

Modulation	11a	**Test Freq. (MHz)**	6175
Polarization	Horizontal		

Test By :Paul Lin Temperature(℃):24 Humidity(%):64

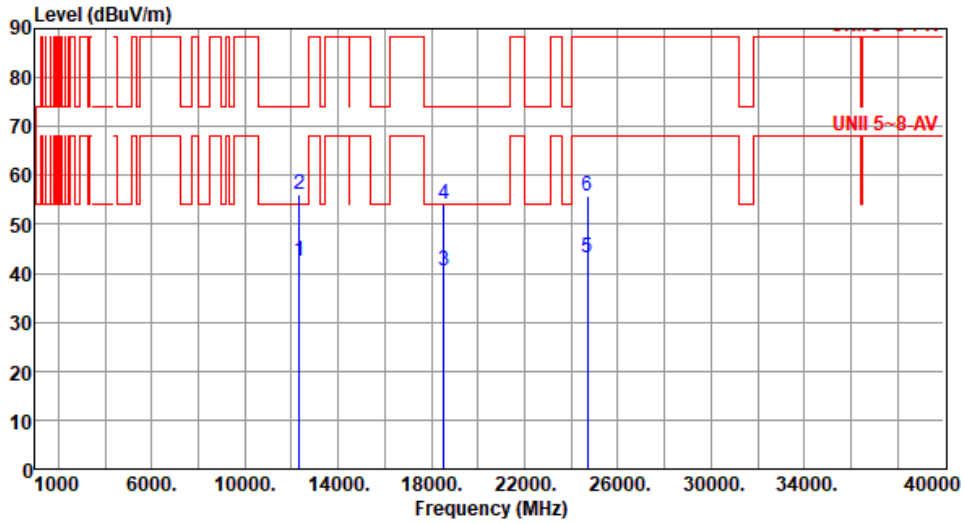

	Freq. MHz	Emission level dBuV/m	Limit dBuV/m	Margin dB	SA reading dBuV	Factor dB/m	Remark	ANT High cm	Turn Table deg
1	12350.00	42.53	54.00	-11.47	36.70	5.83	Average	100	32
2	12350.00	56.03	74.00	-17.97	50.20	5.83	Peak	100	32
3	18525.00	40.38	54.00	-13.62	38.59	1.79	Average	100	94
4	18525.00	54.25	74.00	-19.75	52.46	1.79	Peak	100	94
5	24700.00	43.01	68.20	-25.19	34.69	8.32	Average	100	154
6	24700.00	55.84	88.20	-32.36	47.52	8.32	Peak	100	154

Note 1: Emission Level (dBuV/m) = SA Reading (dBuV) + Factor* (dB/m)
*Factor includes antenna factor , cable loss and amplifier gain
Note 2: Margin (dB) = Emission level (dBuV/m) – Limit (dBuV/m).

Modulation	11a	**Test Freq. (MHz)**	6175
Polarization	Vertical		

Test By :Paul Lin Temperature(℃):24 Humidity(%):64

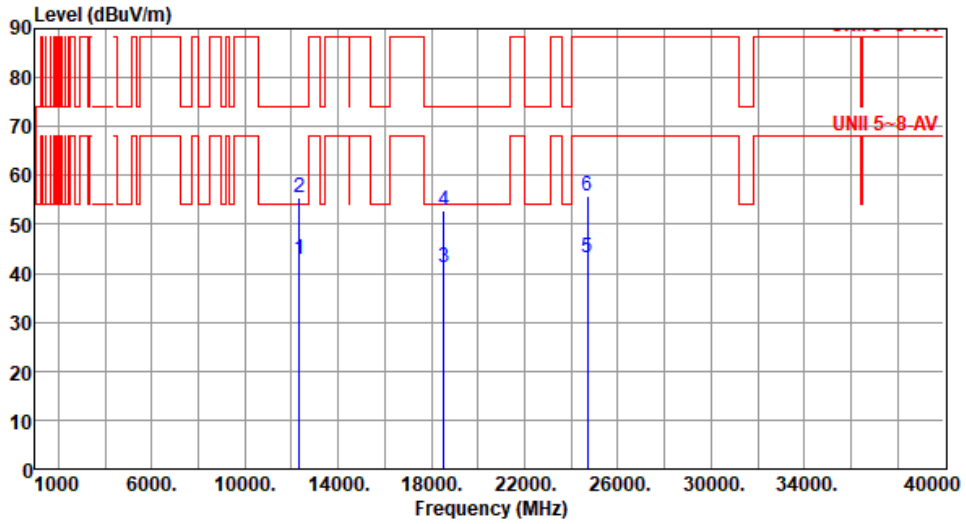

	Freq. MHz	Emission level dBuV/m	Limit dBuV/m	Margin dB	SA reading dBuV	Factor dB/m	Remark	ANT High cm	Turn Table deg
1	12350.00	42.88	54.00	-11.12	37.05	5.83	Average	100	78
2	12350.00	55.41	74.00	-18.59	49.58	5.83	Peak	100	78
3	18525.00	41.08	54.00	-12.92	39.29	1.79	Average	100	310
4	18525.00	52.97	74.00	-21.03	51.18	1.79	Peak	100	310
5	24700.00	43.16	68.20	-25.04	34.84	8.32	Average	100	49
6	24700.00	55.76	88.20	-32.44	47.44	8.32	Peak	100	49

Note 1: Emission Level (dBuV/m) = SA Reading (dBuV) + Factor* (dB/m)
*Factor includes antenna factor , cable loss and amplifier gain
Note 2: Margin (dB) = Emission level (dBuV/m) – Limit (dBuV/m).

Modulation	11a	**Test Freq. (MHz)**	6415
Polarization	Horizontal		

Test By :Paul Lin Temperature(℃):24 Humidity(%):64

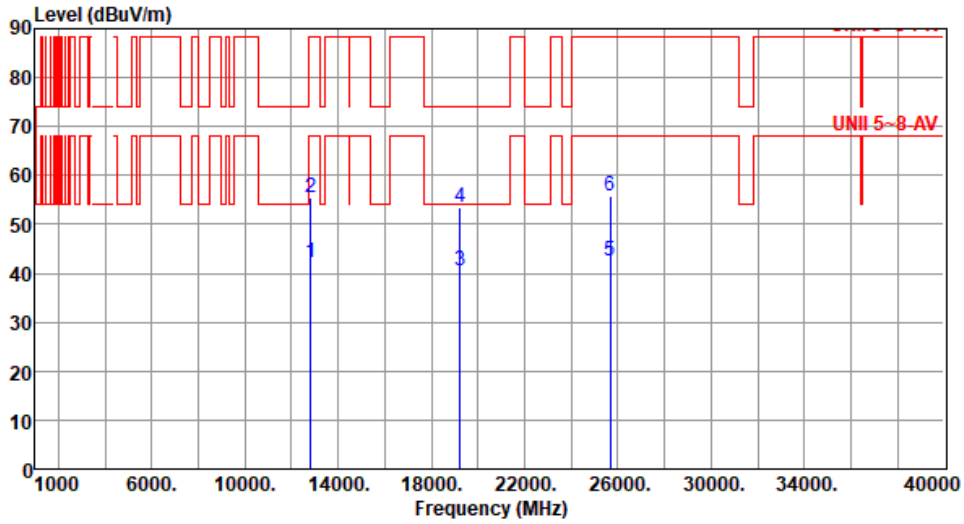

	Freq. MHz	Emission level dBuV/m	Limit dBuV/m	Margin dB	SA reading dBuV	Factor dB/m	Remark	ANT High cm	Turn Table deg
1	12830.00	42.33	68.20	-25.87	36.18	6.15	Average	100	10
2	12830.00	55.48	88.20	-32.72	49.33	6.15	Peak	100	10
3	19245.00	40.57	54.00	-13.43	38.67	1.90	Average	100	82
4	19245.00	53.49	74.00	-20.51	51.59	1.90	Peak	100	82
5	25660.00	42.59	68.20	-25.61	34.54	8.05	Average	100	149
6	25660.00	55.83	88.20	-32.37	47.78	8.05	Peak	100	149

Note 1: Emission Level (dBuV/m) = SA Reading (dBuV) + Factor* (dB/m)
*Factor includes antenna factor , cable loss and amplifier gain
Note 2: Margin (dB) = Emission level (dBuV/m) – Limit (dBuV/m).

Modulation	11a	**Test Freq. (MHz)**	6415
Polarization	Vertical		

Test By :Paul Lin Temperature(℃):24 Humidity(%):64

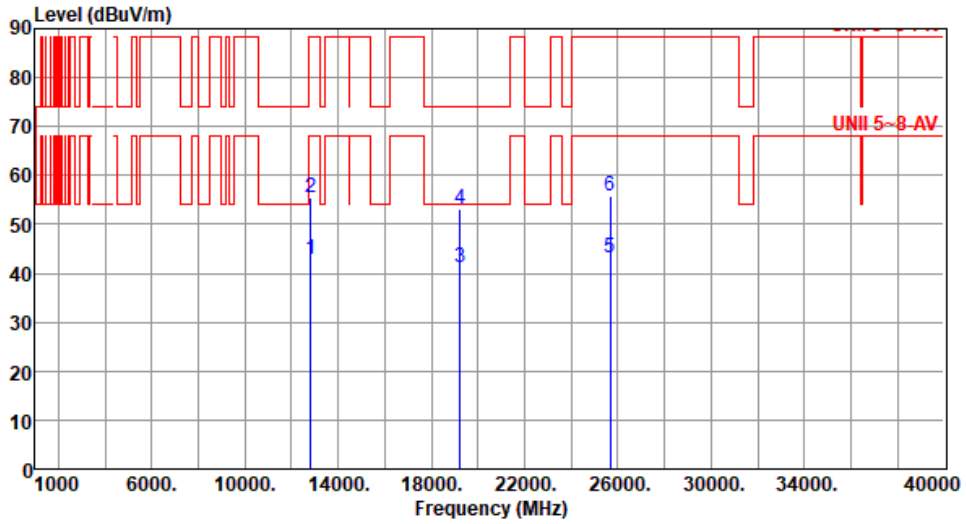

	Freq. MHz	Emission level dBuV/m	Limit dBuV/m	Margin dB	SA reading dBuV	Factor dB/m	Remark	ANT High cm	Turn Table deg
1	12830.00	42.84	68.20	-25.36	36.69	6.15	Average	100	83
2	12830.00	55.48	88.20	-32.72	49.33	6.15	Peak	100	83
3	19245.00	41.18	54.00	-12.82	39.28	1.90	Average	100	248
4	19245.00	53.16	74.00	-20.84	51.26	1.90	Peak	100	248
5	25660.00	43.11	68.20	-25.09	35.06	8.05	Average	100	167
6	25660.00	55.93	88.20	-32.27	47.88	8.05	Peak	100	167

Note 1: Emission Level (dBuV/m) = SA Reading (dBuV) + Factor* (dB/m)
*Factor includes antenna factor , cable loss and amplifier gain
Note 2: Margin (dB) = Emission level (dBuV/m) – Limit (dBuV/m).

Modulation	11a	**Test Freq. (MHz)**	6435
Polarization	Horizontal		

Test By :Paul Lin Temperature(℃):24 Humidity(%):64

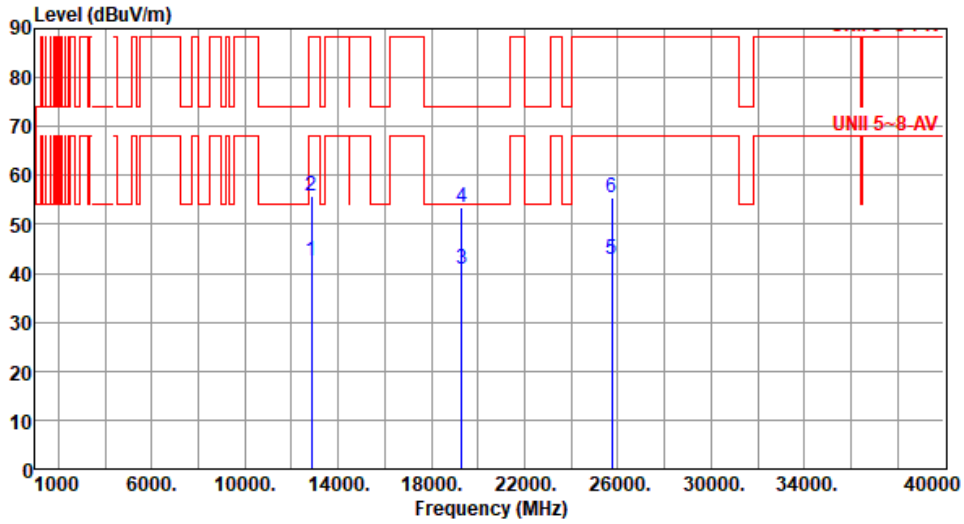

	Freq. MHz	Emission level dBuV/m	Limit dBuV/m	Margin dB	SA reading dBuV	Factor dB/m	Remark	ANT High cm	Turn Table deg
1	12870.00	42.63	68.20	-25.57	36.56	6.07	Average	100	79
2	12870.00	55.91	88.20	-32.29	49.84	6.07	Peak	100	79
3	19305.00	40.83	54.00	-13.17	39.02	1.81	Average	100	72
4	19305.00	53.52	74.00	-20.48	51.71	1.81	Peak	100	72
5	25740.00	42.82	68.20	-25.38	34.79	8.03	Average	100	88
6	25740.00	55.50	88.20	-32.70	47.47	8.03	Peak	100	88

Note 1: Emission Level (dBuV/m) = SA Reading (dBuV) + Factor* (dB/m)
*Factor includes antenna factor , cable loss and amplifier gain
Note 2: Margin (dB) = Emission level (dBuV/m) – Limit (dBuV/m).

Modulation	11a	**Test Freq. (MHz)**	6435
Polarization	Vertical		

Test By :Paul Lin Temperature(℃):24 Humidity(%):64

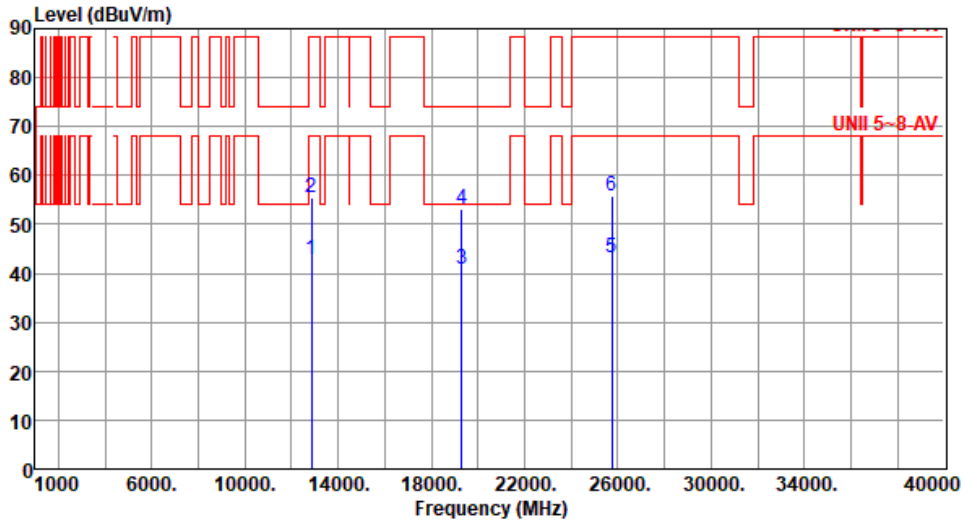

	Freq. MHz	Emission level dBuV/m	Limit dBuV/m	Margin dB	SA reading dBuV	Factor dB/m	Remark	ANT High cm	Turn Table deg
1	12870.00	42.74	68.20	-25.46	36.67	6.07	Average	100	54
2	12870.00	55.51	88.20	-32.69	49.44	6.07	Peak	100	54
3	19305.00	40.90	54.00	-13.10	39.09	1.81	Average	100	61
4	19305.00	53.23	74.00	-20.77	51.42	1.81	Peak	100	61
5	25740.00	43.07	68.20	-25.13	35.04	8.03	Average	100	74
6	25740.00	55.87	88.20	-32.33	47.84	8.03	Peak	100	74

Note 1: Emission Level (dBuV/m) = SA Reading (dBuV) + Factor* (dB/m)
*Factor includes antenna factor , cable loss and amplifier gain
Note 2: Margin (dB) = Emission level (dBuV/m) – Limit (dBuV/m).

Modulation	11a	**Test Freq. (MHz)**	6475
Polarization	Horizontal		

Test By :Paul Lin Temperature(℃):24 Humidity(%):64

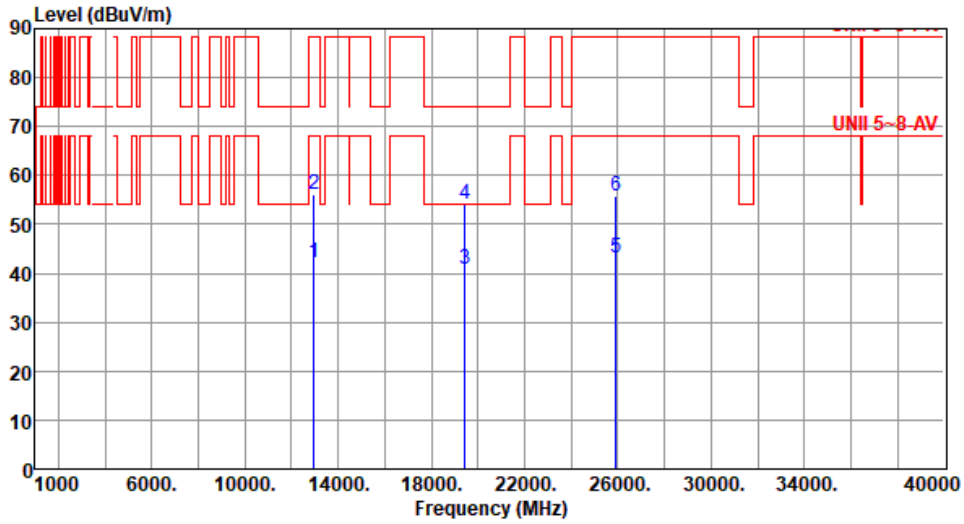

	Freq. MHz	Emission level dBuV/m	Limit dBuV/m	Margin dB	SA reading dBuV	Factor dB/m	Remark	ANT High cm	Turn Table deg
1	12950.00	42.17	68.20	-26.03	36.07	6.10	Average	100	68
2	12950.00	56.19	88.20	-32.01	50.09	6.10	Peak	100	68
3	19425.00	40.76	54.00	-13.24	39.06	1.70	Average	100	135
4	19425.00	54.03	74.00	-19.97	52.33	1.70	Peak	100	135
5	25900.00	43.21	68.20	-24.99	35.22	7.99	Average	100	237
6	25900.00	55.71	88.20	-32.49	47.72	7.99	Peak	100	237

Note 1: Emission Level (dBuV/m) = SA Reading (dBuV) + Factor* (dB/m)
*Factor includes antenna factor , cable loss and amplifier gain
Note 2: Margin (dB) = Emission level (dBuV/m) – Limit (dBuV/m).

Modulation	11a	**Test Freq. (MHz)**	6475
Polarization	Vertical		

Test By :Paul Lin Temperature(℃):24 Humidity(%):64

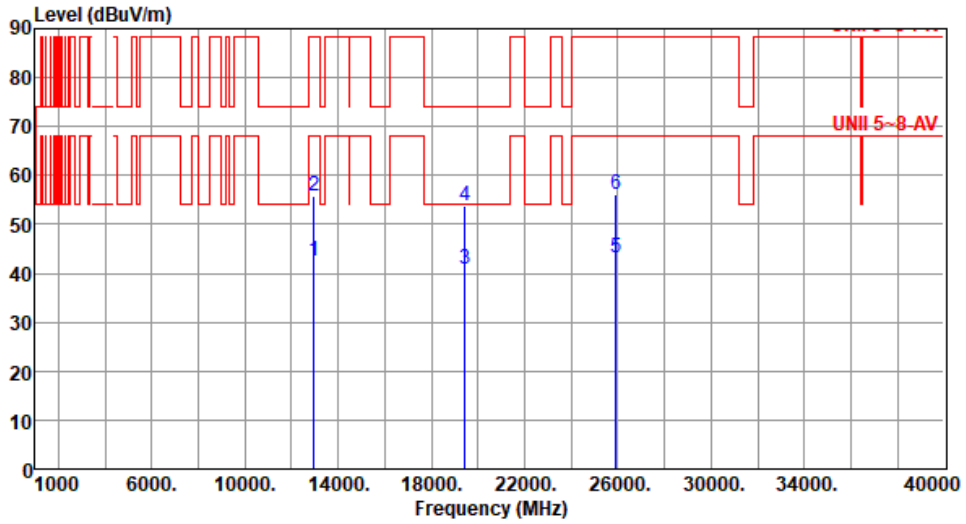

	Freq. MHz	Emission level dBuV/m	Limit dBuV/m	Margin dB	SA reading dBuV	Factor dB/m	Remark	ANT High cm	Turn Table deg
1	12950.00	42.46	68.20	-25.74	36.36	6.10	Average	100	133
2	12950.00	55.92	88.20	-32.28	49.82	6.10	Peak	100	133
3	19425.00	40.88	54.00	-13.12	39.18	1.70	Average	100	344
4	19425.00	53.66	74.00	-20.34	51.96	1.70	Peak	100	344
5	25900.00	43.32	68.20	-24.88	35.33	7.99	Average	100	247
6	25900.00	56.08	88.20	-32.12	48.09	7.99	Peak	100	247

Note 1: Emission Level (dBuV/m) = SA Reading (dBuV) + Factor* (dB/m)
*Factor includes antenna factor , cable loss and amplifier gain
Note 2: Margin (dB) = Emission level (dBuV/m) – Limit (dBuV/m).

Modulation	11a	**Test Freq. (MHz)**	6515
Polarization	Horizontal		

Test By :Paul Lin Temperature(℃):24 Humidity(%):64

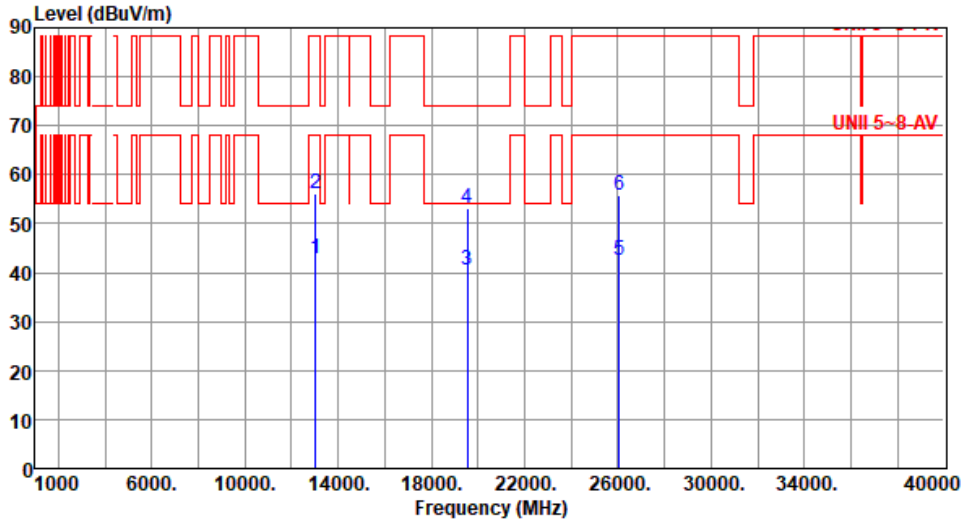

	Freq. MHz	Emission level dBuV/m	Limit dBuV/m	Margin dB	SA reading dBuV	Factor dB/m	Remark	ANT High cm	Turn Table deg
1	13030.00	42.73	68.20	-25.47	36.72	6.01	Average	100	311
2	13030.00	56.05	88.20	-32.15	50.04	6.01	Peak	100	311
3	19545.00	40.65	54.00	-13.35	38.81	1.84	Average	100	44
4	19545.00	53.22	74.00	-20.78	51.38	1.84	Peak	100	44
5	26060.00	42.66	68.20	-25.54	34.59	8.07	Average	100	241
6	26060.00	55.85	88.20	-32.35	47.78	8.07	Peak	100	241

Note 1: Emission Level (dBuV/m) = SA Reading (dBuV) + Factor* (dB/m)
*Factor includes antenna factor , cable loss and amplifier gain
Note 2: Margin (dB) = Emission level (dBuV/m) – Limit (dBuV/m).

Modulation	11a	**Test Freq. (MHz)**	6515
Polarization	Vertical		

Test By :Paul Lin Temperature(℃):24 Humidity(%):64

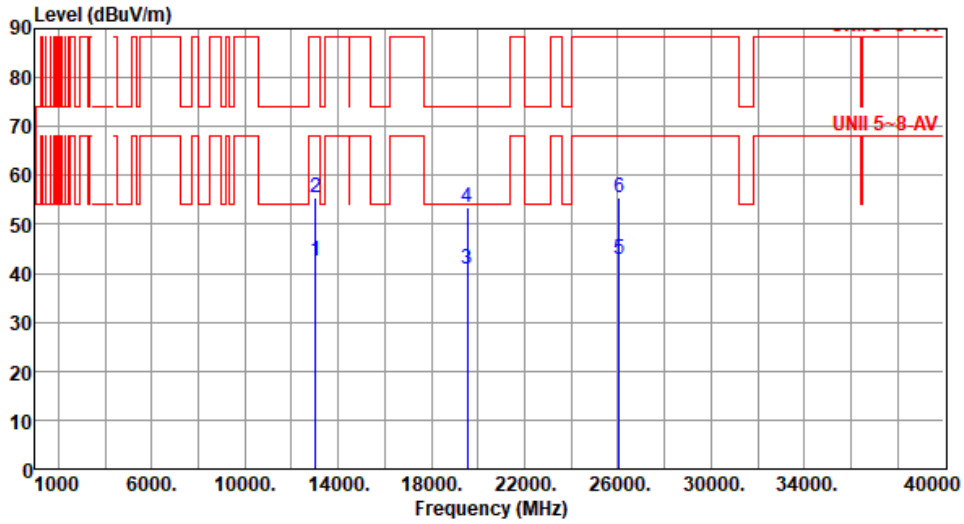

	Freq. MHz	Emission level dBuV/m	Limit dBuV/m	Margin dB	SA reading dBuV	Factor dB/m	Remark	ANT High cm	Turn Table deg
1	13030.00	42.67	68.20	-25.53	36.66	6.01	Average	100	194
2	13030.00	55.49	88.20	-32.71	49.48	6.01	Peak	100	194
3	19545.00	40.88	54.00	-13.12	39.04	1.84	Average	100	82
4	19545.00	53.48	74.00	-20.52	51.64	1.84	Peak	100	82
5	26060.00	42.99	68.20	-25.21	34.92	8.07	Average	100	188
6	26060.00	55.46	88.20	-32.74	47.39	8.07	Peak	100	188

Note 1: Emission Level (dBuV/m) = SA Reading (dBuV) + Factor* (dB/m)
*Factor includes antenna factor , cable loss and amplifier gain
Note 2: Margin (dB) = Emission level (dBuV/m) – Limit (dBuV/m).

Modulation	11a	**Test Freq. (MHz)**	6535
Polarization	Horizontal		

Test By :Paul Lin Temperature(℃):24 Humidity(%):64

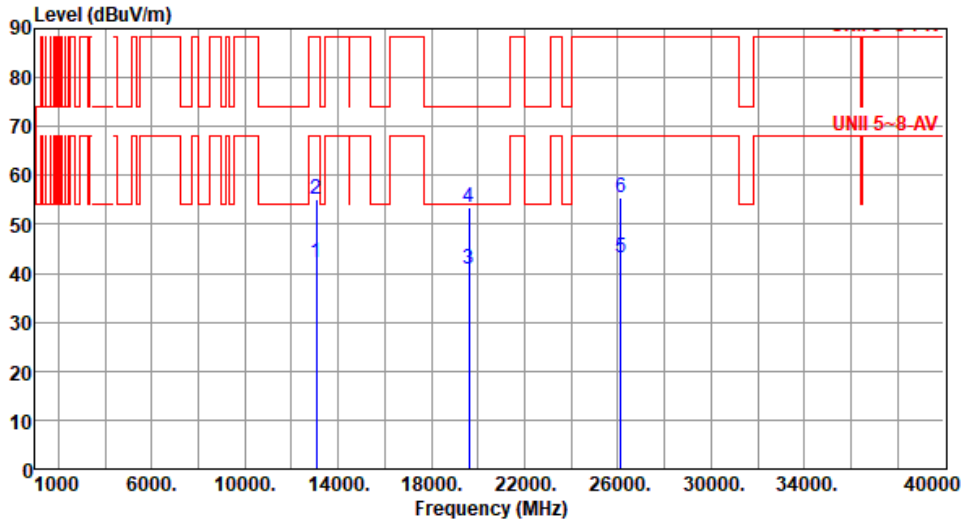

	Freq. MHz	Emission level dBuV/m	Limit dBuV/m	Margin dB	SA reading dBuV	Factor dB/m	Remark	ANT High cm	Turn Table deg
1	13070.00	42.07	68.20	-26.13	36.27	5.80	Average	100	49
2	13070.00	55.09	88.20	-33.11	49.29	5.80	Peak	100	49
3	19605.00	40.78	54.00	-13.22	38.87	1.91	Average	100	89
4	19605.00	53.56	74.00	-20.44	51.65	1.91	Peak	100	89
5	26140.00	43.33	68.20	-24.87	35.25	8.08	Average	100	42
6	26140.00	55.60	88.20	-32.60	47.52	8.08	Peak	100	42

Note 1: Emission Level (dBuV/m) = SA Reading (dBuV) + Factor* (dB/m)
*Factor includes antenna factor , cable loss and amplifier gain
Note 2: Margin (dB) = Emission level (dBuV/m) – Limit (dBuV/m).

Modulation	11a	**Test Freq. (MHz)**	6535
Polarization	Vertical		

Test By :Paul Lin Temperature(℃):24 Humidity(%):64

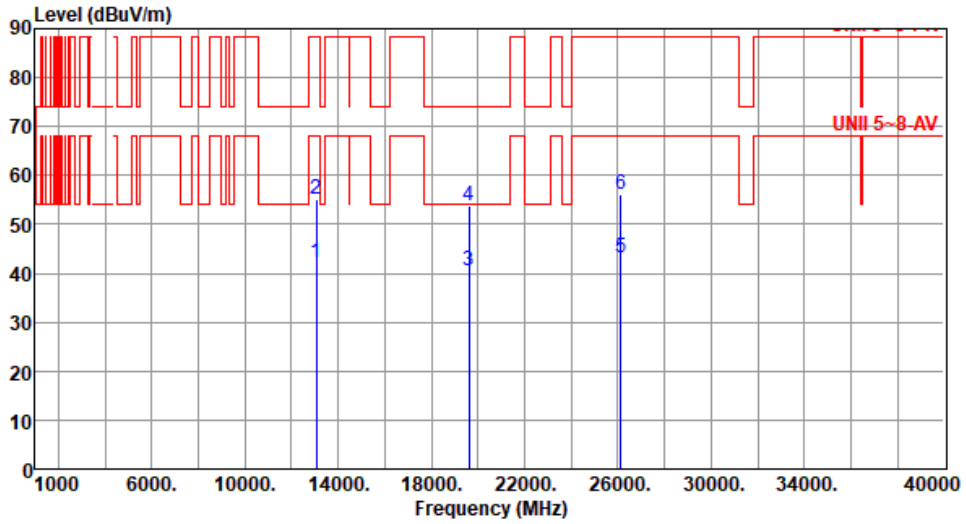

	Freq. MHz	Emission level dBuV/m	Limit dBuV/m	Margin dB	SA reading dBuV	Factor dB/m	Remark	ANT High cm	Turn Table deg
1	13070.00	42.22	68.20	-25.98	36.42	5.80	Average	100	50
2	13070.00	55.01	88.20	-33.19	49.21	5.80	Peak	100	50
3	19605.00	40.67	54.00	-13.33	38.76	1.91	Average	100	84
4	19605.00	53.72	74.00	-20.28	51.81	1.91	Peak	100	84
5	26140.00	43.31	68.20	-24.89	35.23	8.08	Average	100	65
6	26140.00	56.05	88.20	-32.15	47.97	8.08	Peak	100	65

Note 1: Emission Level (dBuV/m) = SA Reading (dBuV) + Factor* (dB/m)
*Factor includes antenna factor , cable loss and amplifier gain
Note 2: Margin (dB) = Emission level (dBuV/m) – Limit (dBuV/m).

Modulation	11a	**Test Freq. (MHz)**	6715
Polarization	Horizontal		

Test By :Paul Lin Temperature(℃):24 Humidity(%):64

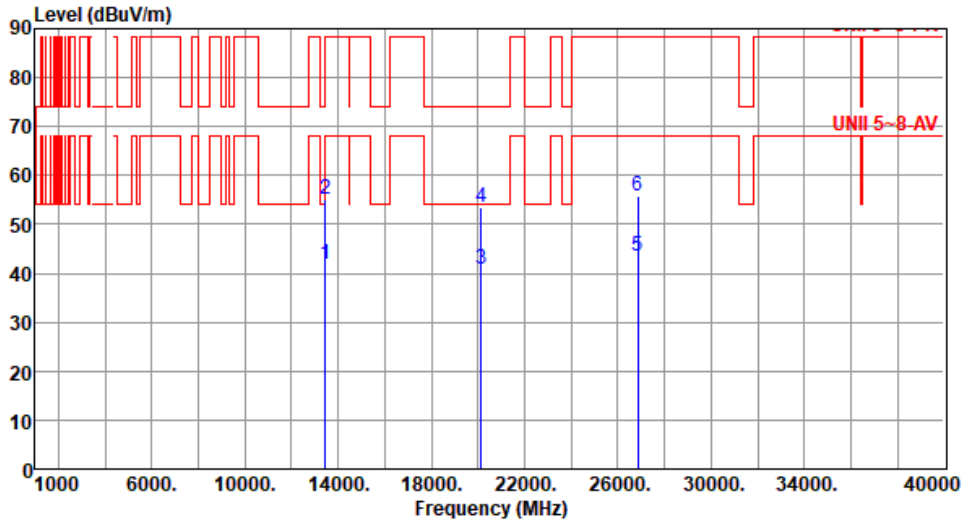

	Freq. MHz	Emission level dBuV/m	Limit dBuV/m	Margin dB	SA reading dBuV	Factor dB/m	Remark	ANT High cm	Turn Table deg
1	13430.00	42.01	68.20	-26.19	36.06	5.95	Average	100	58
2	13430.00	55.13	88.20	-33.07	49.18	5.95	Peak	100	58
3	20145.00	40.89	54.00	-13.11	38.24	2.65	Average	100	3
4	20145.00	53.60	74.00	-20.40	50.95	2.65	Peak	100	3
5	26860.00	43.46	68.20	-24.74	35.01	8.45	Average	100	18
6	26860.00	55.93	88.20	-32.27	47.48	8.45	Peak	100	18

Note 1: Emission Level (dBuV/m) = SA Reading (dBuV) + Factor* (dB/m)
*Factor includes antenna factor , cable loss and amplifier gain
Note 2: Margin (dB) = Emission level (dBuV/m) – Limit (dBuV/m).

Modulation	11a	**Test Freq. (MHz)**	6715
Polarization	Vertical		

Test By :Paul Lin Temperature(℃):24 Humidity(%):64

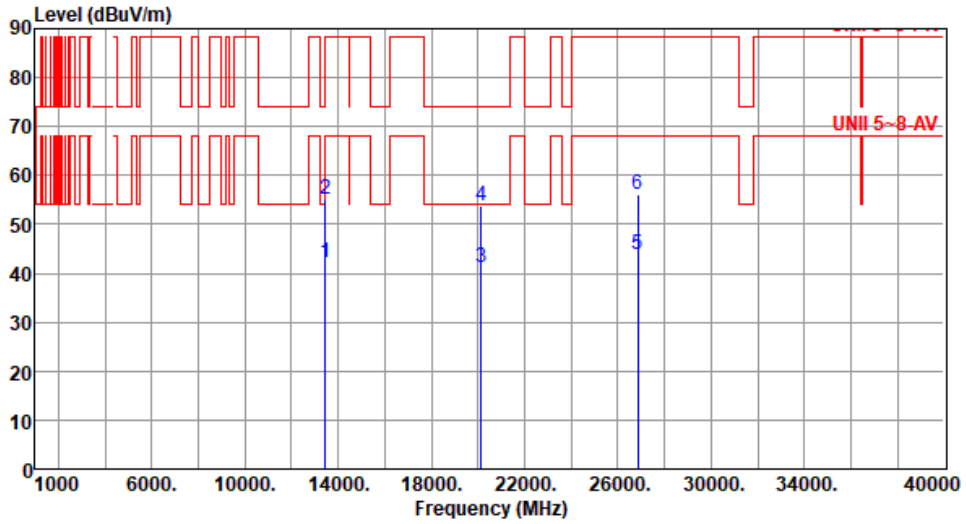

	Freq. MHz	Emission level dBuV/m	Limit dBuV/m	Margin dB	SA reading dBuV	Factor dB/m	Remark	ANT High cm	Turn Table deg
1	13430.00	42.28	68.20	-25.92	36.33	5.95	Average	100	105
2	13430.00	54.97	88.20	-33.23	49.02	5.95	Peak	100	105
3	20145.00	41.14	54.00	-12.86	38.49	2.65	Average	100	28
4	20145.00	53.91	74.00	-20.09	51.26	2.65	Peak	100	28
5	26860.00	43.71	68.20	-24.49	35.26	8.45	Average	100	49
6	26860.00	56.23	88.20	-31.97	47.78	8.45	Peak	100	49

Note 1: Emission Level (dBuV/m) = SA Reading (dBuV) + Factor* (dB/m)
*Factor includes antenna factor , cable loss and amplifier gain
Note 2: Margin (dB) = Emission level (dBuV/m) – Limit (dBuV/m).

Modulation	11a	**Test Freq. (MHz)**	6855
Polarization	Horizontal		

Test By :Paul Lin Temperature(℃):24 Humidity(%):64

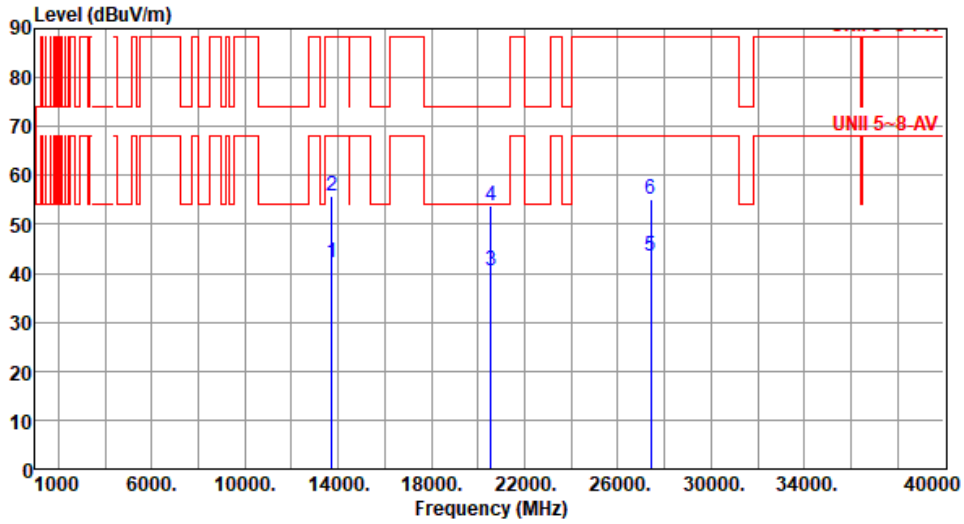

	Freq. MHz	Emission level dBuV/m	Limit dBuV/m	Margin dB	SA reading dBuV	Factor dB/m	Remark	ANT High cm	Turn Table deg
1	13710.00	42.05	68.20	-26.15	36.02	6.03	Average	100	69
2	13710.00	55.78	88.20	-32.42	49.75	6.03	Peak	100	69
3	20565.00	40.51	54.00	-13.49	37.40	3.11	Average	100	114
4	20565.00	53.84	74.00	-20.16	50.73	3.11	Peak	100	114
5	27420.00	43.61	68.20	-24.59	35.13	8.48	Average	100	289
6	27420.00	55.17	88.20	-33.03	46.69	8.48	Peak	100	289

Note 1: Emission Level (dBuV/m) = SA Reading (dBuV) + Factor* (dB/m)
*Factor includes antenna factor , cable loss and amplifier gain
Note 2: Margin (dB) = Emission level (dBuV/m) – Limit (dBuV/m).

Modulation	11a	**Test Freq. (MHz)**	6855
Polarization	Vertical		

Test By :Paul Lin Temperature(℃):24 Humidity(%):64

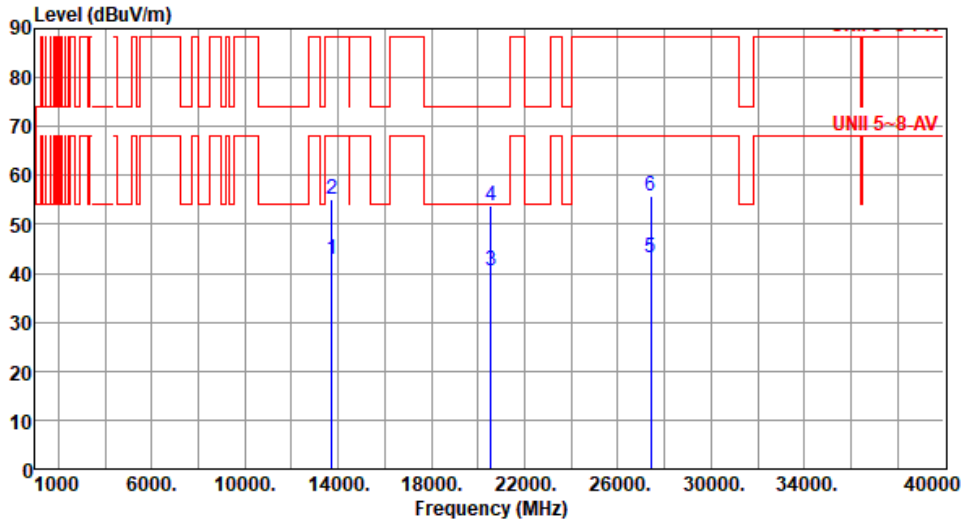

	Freq. MHz	Emission level dBuV/m	Limit dBuV/m	Margin dB	SA reading dBuV	Factor dB/m	Remark	ANT High cm	Turn Table deg
1	13710.00	42.93	68.20	-25.27	36.90	6.03	Average	100	268
2	13710.00	55.14	88.20	-33.06	49.11	6.03	Peak	100	268
3	20565.00	40.63	54.00	-13.37	37.52	3.11	Average	100	353
4	20565.00	53.95	74.00	-20.05	50.84	3.11	Peak	100	353
5	27420.00	43.18	68.20	-25.02	34.70	8.48	Average	100	235
6	27420.00	55.86	88.20	-32.34	47.38	8.48	Peak	100	235

Note 1: Emission Level (dBuV/m) = SA Reading (dBuV) + Factor* (dB/m)
*Factor includes antenna factor , cable loss and amplifier gain
Note 2: Margin (dB) = Emission level (dBuV/m) – Limit (dBuV/m).

Modulation	11a	**Test Freq. (MHz)**	6875
Polarization	Horizontal		

Test By :Paul Lin Temperature(℃):24 Humidity(%):64

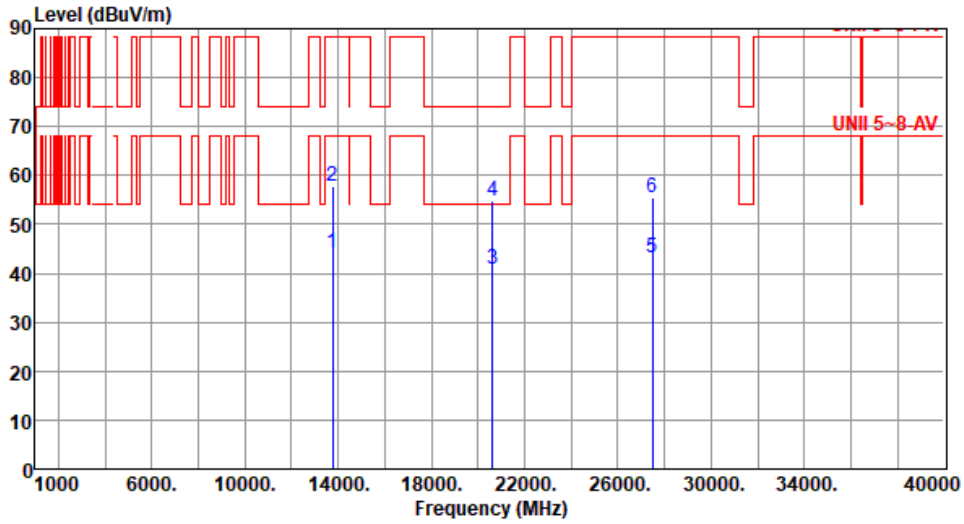

	Freq. MHz	Emission level dBuV/m	Limit dBuV/m	Margin dB	SA reading dBuV	Factor dB/m	Remark	ANT High cm	Turn Table deg
1	13750.00	44.15	68.20	-24.05	38.15	6.00	Average	100	321
2	13750.00	57.74	88.20	-30.46	51.74	6.00	Peak	100	321
3	20625.00	40.99	54.00	-13.01	37.81	3.18	Average	100	67
4	20625.00	54.66	74.00	-19.34	51.48	3.18	Peak	100	67
5	27500.00	43.03	68.20	-25.17	34.52	8.51	Average	100	25
6	27500.00	55.39	88.20	-32.81	46.88	8.51	Peak	100	25

Note 1: Emission Level (dBuV/m) = SA Reading (dBuV) + Factor* (dB/m)
*Factor includes antenna factor , cable loss and amplifier gain
Note 2: Margin (dB) = Emission level (dBuV/m) – Limit (dBuV/m).

Modulation	11a	**Test Freq. (MHz)**	6875
Polarization	Vertical		

Test By :Paul Lin Temperature(℃):24 Humidity(%):64

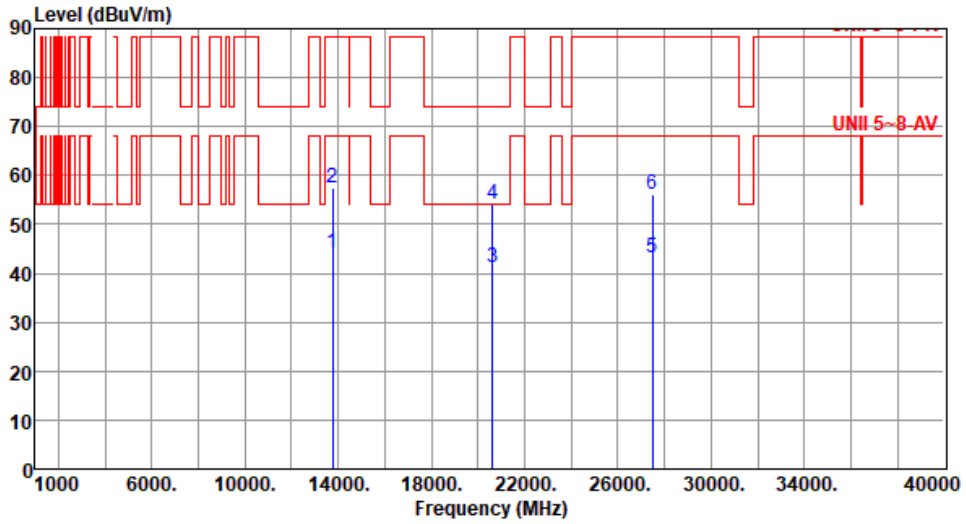

	Freq. MHz	Emission level dBuV/m	Limit dBuV/m	Margin dB	SA reading dBuV	Factor dB/m	Remark	ANT High cm	Turn Table deg
1	13750.00	44.19	68.20	-24.01	38.19	6.00	Average	100	258
2	13750.00	57.45	88.20	-30.75	51.45	6.00	Peak	100	258
3	20625.00	41.29	54.00	-12.71	38.11	3.18	Average	100	306
4	20625.00	54.04	74.00	-19.96	50.86	3.18	Peak	100	306
5	27500.00	43.13	68.20	-25.07	34.62	8.51	Average	100	8
6	27500.00	55.97	88.20	-32.23	47.46	8.51	Peak	100	8

Note 1: Emission Level (dBuV/m) = SA Reading (dBuV) + Factor* (dB/m)
*Factor includes antenna factor , cable loss and amplifier gain
Note 2: Margin (dB) = Emission level (dBuV/m) – Limit (dBuV/m).

Modulation	11a	**Test Freq. (MHz)**	6895
Polarization	Horizontal		

Test By :Paul Lin Temperature(℃):24 Humidity(%):64

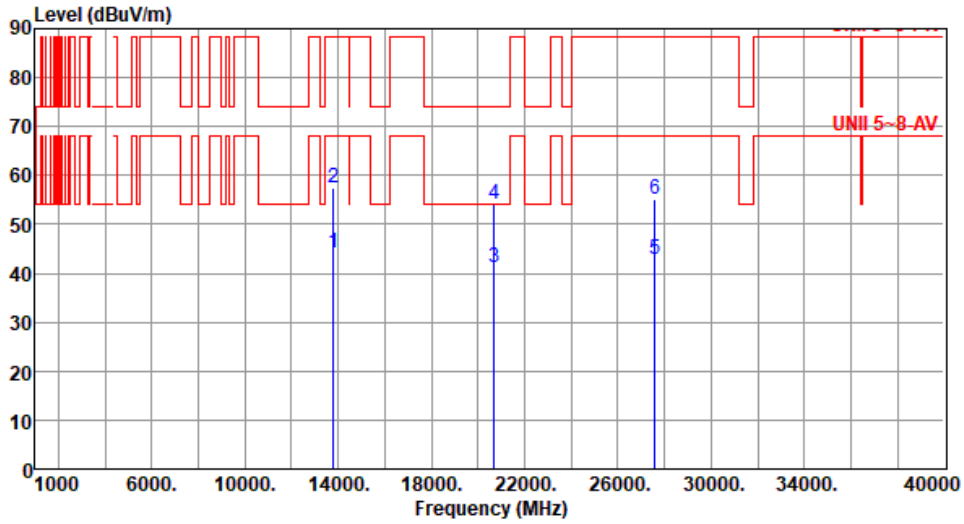

	Freq. MHz	Emission level dBuV/m	Limit dBuV/m	Margin dB	SA reading dBuV	Factor dB/m	Remark	ANT High cm	Turn Table deg
1	13790.00	44.23	68.20	-23.97	38.01	6.22	Average	100	46
2	13790.00	57.57	88.20	-30.63	51.35	6.22	Peak	100	46
3	20685.00	41.07	54.00	-12.93	37.82	3.25	Average	100	121
4	20685.00	54.26	74.00	-19.74	51.01	3.25	Peak	100	121
5	27580.00	42.99	68.20	-25.21	34.44	8.55	Average	100	81
6	27580.00	55.25	88.20	-32.95	46.70	8.55	Peak	100	81

Note 1: Emission Level (dBuV/m) = SA Reading (dBuV) + Factor* (dB/m)
*Factor includes antenna factor , cable loss and amplifier gain
Note 2: Margin (dB) = Emission level (dBuV/m) – Limit (dBuV/m).

Modulation	11a	**Test Freq. (MHz)**	6895
Polarization	Vertical		

Test By :Paul Lin Temperature(℃):24 Humidity(%):64

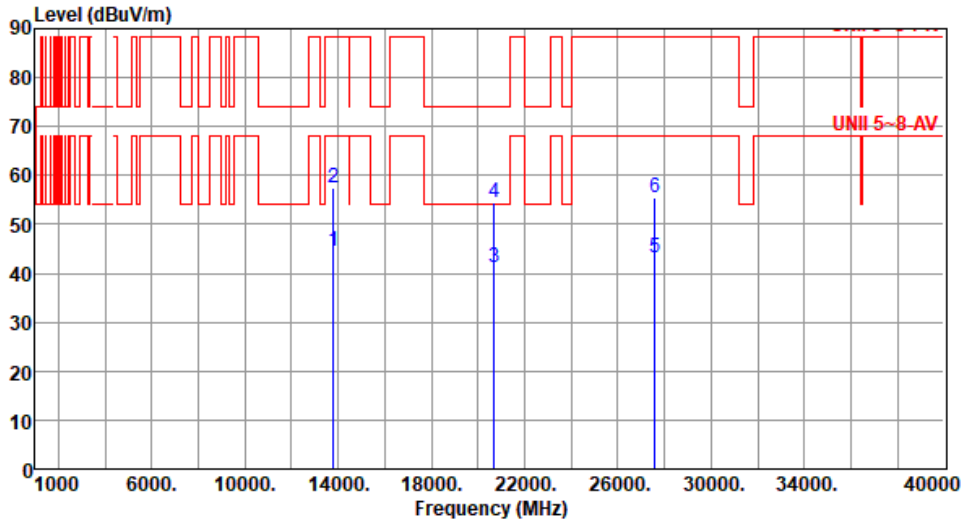

	Freq. MHz	Emission level dBuV/m	Limit dBuV/m	Margin dB	SA reading dBuV	Factor dB/m	Remark	ANT High cm	Turn Table deg
1	13790.00	44.38	68.20	-23.82	38.16	6.22	Average	100	16
2	13790.00	57.54	88.20	-30.66	51.32	6.22	Peak	100	16
3	20685.00	41.21	54.00	-12.79	37.96	3.25	Average	100	144
4	20685.00	54.40	74.00	-19.60	51.15	3.25	Peak	100	144
5	27580.00	43.20	68.20	-25.00	34.65	8.55	Average	100	77
6	27580.00	55.54	88.20	-32.66	46.99	8.55	Peak	100	77

Note 1: Emission Level (dBuV/m) = SA Reading (dBuV) + Factor* (dB/m)
*Factor includes antenna factor , cable loss and amplifier gain
Note 2: Margin (dB) = Emission level (dBuV/m) – Limit (dBuV/m).

Modulation	11a	**Test Freq. (MHz)**	7015
Polarization	Horizontal		

Test By :Paul Lin Temperature(℃):24 Humidity(%):64

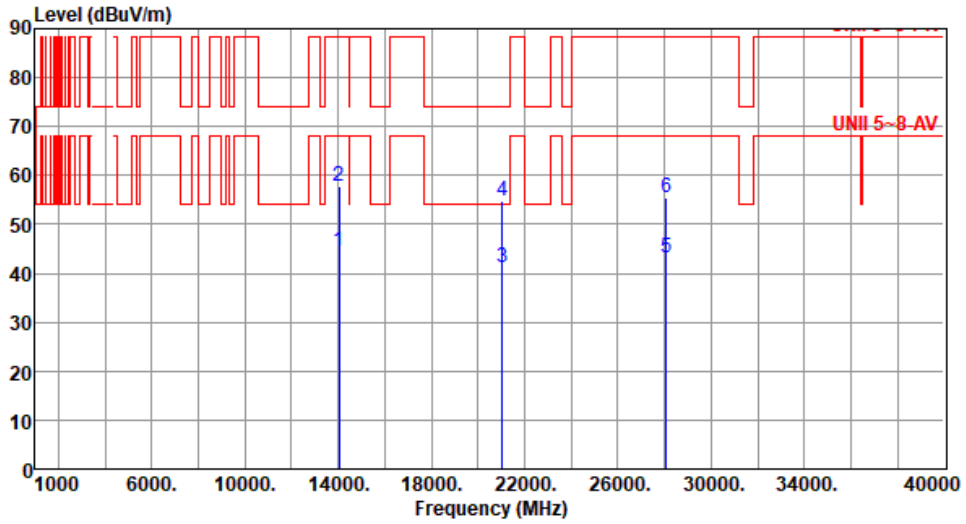

	Freq. MHz	Emission level dBuV/m	Limit dBuV/m	Margin dB	SA reading dBuV	Factor dB/m	Remark	ANT High cm	Turn Table deg
1	14030.00	44.59	68.20	-23.61	37.85	6.74	Average	100	68
2	14030.00	57.67	88.20	-30.53	50.93	6.74	Peak	100	68
3	21045.00	41.26	54.00	-12.74	37.37	3.89	Average	100	90
4	21045.00	54.75	74.00	-19.25	50.86	3.89	Peak	100	90
5	28060.00	43.21	68.20	-24.99	34.30	8.91	Average	100	85
6	28060.00	55.49	88.20	-32.71	46.58	8.91	Peak	100	85

Note 1: Emission Level (dBuV/m) = SA Reading (dBuV) + Factor* (dB/m)
*Factor includes antenna factor , cable loss and amplifier gain
Note 2: Margin (dB) = Emission level (dBuV/m) – Limit (dBuV/m).

Modulation	11a	**Test Freq. (MHz)**	7015
Polarization	Vertical		

Test By :Paul Lin Temperature(℃):24 Humidity(%):64

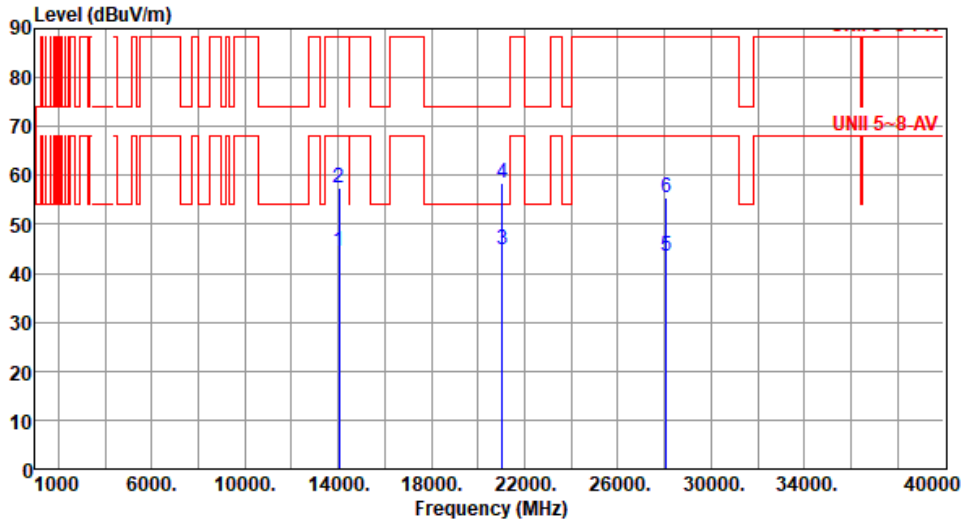

	Freq. MHz	Emission level dBuV/m	Limit dBuV/m	Margin dB	SA reading dBuV	Factor dB/m	Remark	ANT High cm	Turn Table deg
1	14030.00	44.62	68.20	-23.58	37.88	6.74	Average	100	316
2	14030.00	57.61	88.20	-30.59	50.87	6.74	Peak	100	316
3	21045.00	44.98	54.00	-9.02	41.09	3.89	Average	100	299
4	21045.00	58.55	74.00	-15.45	54.66	3.89	Peak	100	299
5	28060.00	43.43	68.20	-24.77	34.52	8.91	Average	100	164
6	28060.00	55.62	88.20	-32.58	46.71	8.91	Peak	100	164

Note 1: Emission Level (dBuV/m) = SA Reading (dBuV) + Factor* (dB/m)
*Factor includes antenna factor , cable loss and amplifier gain
Note 2: Margin (dB) = Emission level (dBuV/m) – Limit (dBuV/m).

Modulation	11a	**Test Freq. (MHz)**	7095
Polarization	Horizontal		

Test By :Paul Lin Temperature(℃):24 Humidity(%):64

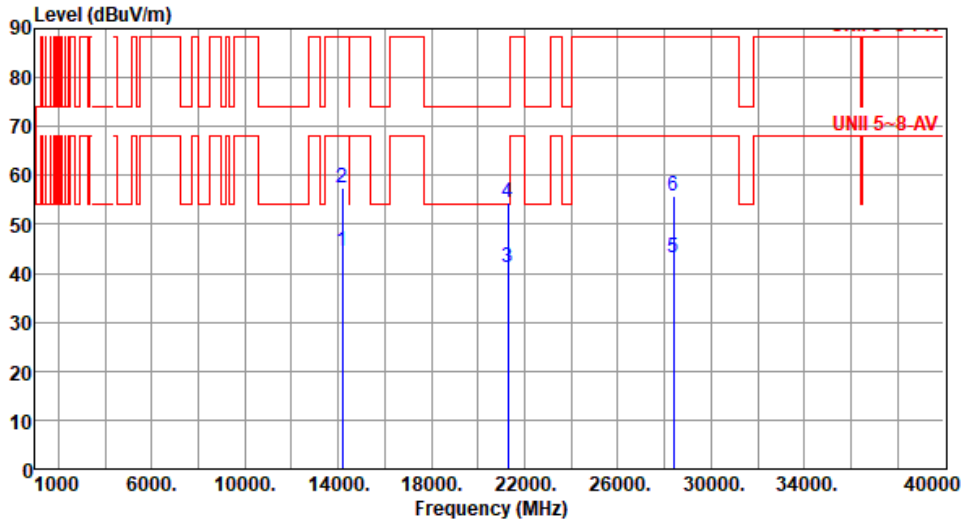

	Freq. MHz	Emission level dBuV/m	Limit dBuV/m	Margin dB	SA reading dBuV	Factor dB/m	Remark	ANT High cm	Turn Table deg
1	14190.00	44.34	68.20	-23.86	37.44	6.90	Average	100	67
2	14190.00	57.48	88.20	-30.72	50.58	6.90	Peak	100	67
3	21285.00	41.02	54.00	-12.98	36.83	4.19	Average	100	285
4	21285.00	54.61	74.00	-19.39	50.42	4.19	Peak	100	285
5	28380.00	43.08	68.20	-25.12	33.88	9.20	Average	100	107
6	28380.00	55.84	88.20	-32.36	46.64	9.20	Peak	100	107

Note 1: Emission Level (dBuV/m) = SA Reading (dBuV) + Factor* (dB/m)
*Factor includes antenna factor , cable loss and amplifier gain
Note 2: Margin (dB) = Emission level (dBuV/m) – Limit (dBuV/m).

Modulation	11a	**Test Freq. (MHz)**	7095
Polarization	Vertical		

Test By :Paul Lin Temperature(℃):24 Humidity(%):64

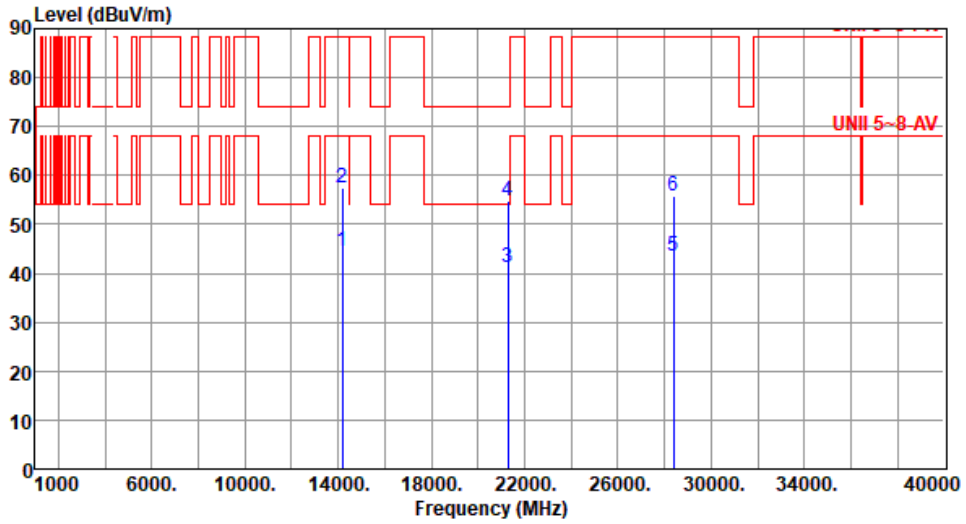

	Freq. MHz	Emission level dBuV/m	Limit dBuV/m	Margin dB	SA reading dBuV	Factor dB/m	Remark	ANT High cm	Turn Table deg
1	14190.00	44.56	68.20	-23.64	37.66	6.90	Average	100	22
2	14190.00	57.48	88.20	-30.72	50.58	6.90	Peak	100	22
3	21285.00	41.33	54.00	-12.67	37.14	4.19	Average	100	266
4	21285.00	54.86	74.00	-19.14	50.67	4.19	Peak	100	266
5	28380.00	43.63	68.20	-24.57	34.43	9.20	Average	100	334
6	28380.00	55.89	88.20	-32.31	46.69	9.20	Peak	100	334

Note 1: Emission Level (dBuV/m) = SA Reading (dBuV) + Factor* (dB/m)
*Factor includes antenna factor , cable loss and amplifier gain
Note 2: Margin (dB) = Emission level (dBuV/m) – Limit (dBuV/m).

Modulation	11a	**Test Freq. (MHz)**	7115
Polarization	Horizontal		

Test By :Paul Lin Temperature(℃):24 Humidity(%):64

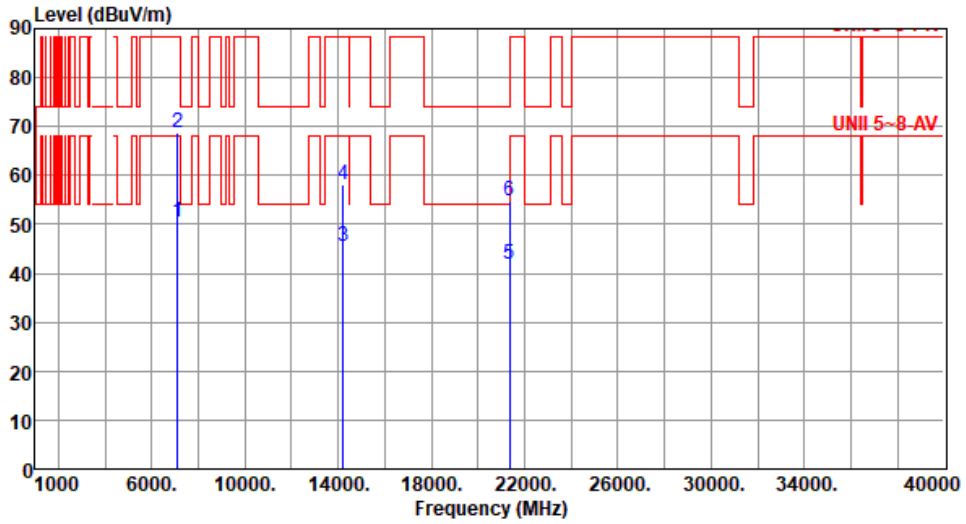

	Freq. MHz	Emission level dBuV/m	Limit dBuV/m	Margin dB	SA reading dBuV	Factor dB/m	Remark	ANT High cm	Turn Table deg
1	7125.00	50.49	68.20	-17.71	45.63	4.86	Average	126	277
2	7125.00	68.78	88.20	-19.42	63.92	4.86	Peak	126	277
3	14230.00	45.49	68.20	-22.71	38.37	7.12	Average	100	25
4	14230.00	58.17	88.20	-30.03	51.05	7.12	Peak	100	25
5	21345.00	41.87	54.00	-12.13	37.62	4.25	Average	100	75
6	21345.00	54.81	74.00	-19.19	50.56	4.25	Peak	100	75

Note 1: Emission Level (dBuV/m) = SA Reading (dBuV) + Factor* (dB/m)
*Factor includes antenna factor , cable loss and amplifier gain
Note 2: Margin (dB) = Emission level (dBuV/m) – Limit (dBuV/m).

Modulation	11a	**Test Freq. (MHz)**	7115
Polarization	Vertical		

Test By :Paul Lin Temperature(℃):24 Humidity(%):64

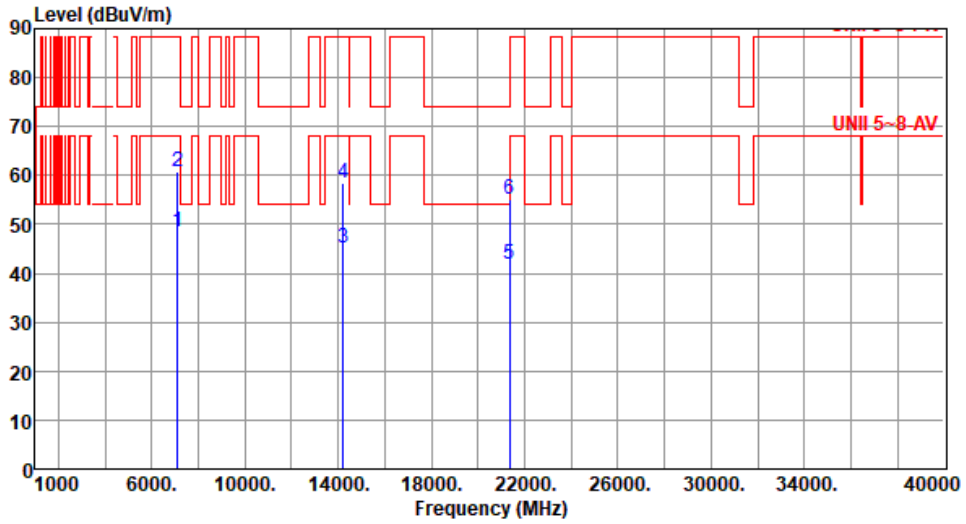

	Freq. MHz	Emission level dBuV/m	Limit dBuV/m	Margin dB	SA reading dBuV	Factor dB/m	Remark	ANT High cm	Turn Table deg
1	7125.00	48.59	68.20	-19.61	43.73	4.86	Average	115	154
2	7125.00	60.70	88.20	-27.50	55.84	4.86	Peak	115	154
3	14230.00	45.32	68.20	-22.88	38.20	7.12	Average	100	125
4	14230.00	58.50	88.20	-29.70	51.38	7.12	Peak	100	125
5	21345.00	41.71	54.00	-12.29	37.46	4.25	Average	100	68
6	21345.00	55.02	74.00	-18.98	50.77	4.25	Peak	100	68

Note 1: Emission Level (dBuV/m) = SA Reading (dBuV) + Factor* (dB/m)
*Factor includes antenna factor , cable loss and amplifier gain
Note 2: Margin (dB) = Emission level (dBuV/m) – Limit (dBuV/m).

Unwanted Emissions (Above 1GHz) for be EHT20-OFDMA

Modulation	be EHT20-OFDMA	**Test Freq. (MHz)**	5955
Polarization	Horizontal		

Test By :Paul Lin Temperature(℃):24 Humidity(%):64

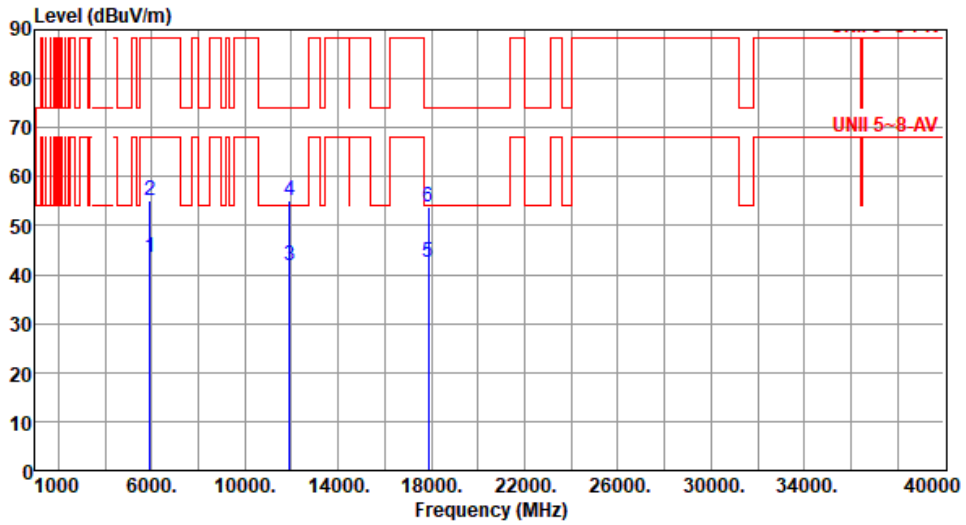

	Freq. MHz	Emission level dBuV/m	Limit dBuV/m	Margin dB	SA reading dBuV	Factor dB/m	Remark	ANT High cm	Turn Table deg
1	5925.00	43.37	68.20	-24.83	42.24	1.13	Average	355	301
2	5925.00	55.04	88.20	-33.16	53.91	1.13	Peak	355	301
3	11910.00	41.76	54.00	-12.24	35.67	6.09	Average	100	79
4	11910.00	55.27	74.00	-18.73	49.18	6.09	Peak	100	79
5	17865.00	42.64	54.00	-11.36	32.19	10.45	Average	100	62
6	17865.00	53.71	74.00	-20.29	43.26	10.45	Peak	100	62

Note 1: Emission Level (dBuV/m) = SA Reading (dBuV) + Factor* (dB/m)
*Factor includes antenna factor , cable loss and amplifier gain
Note 2: Margin (dB) = Emission level (dBuV/m) – Limit (dBuV/m).

Modulation	be EHT20-OFDMA	**Test Freq. (MHz)**	5955
Polarization	Vertical		

Test By :Paul Lin Temperature(℃):24 Humidity(%):64

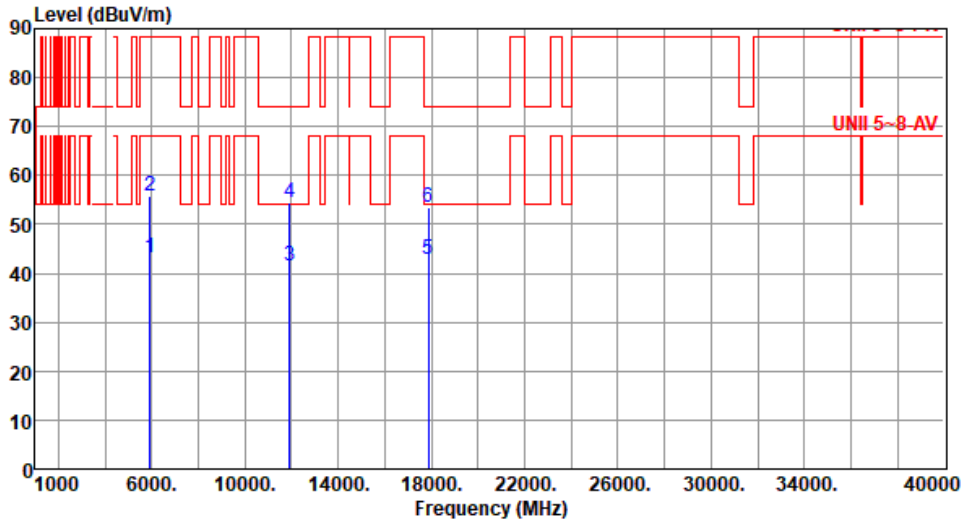

	Freq. MHz	Emission level dBuV/m	Limit dBuV/m	Margin dB	SA reading dBuV	Factor dB/m	Remark	ANT High cm	Turn Table deg
1	5925.00	43.30	68.20	-24.90	42.17	1.13	Average	377	354
2	5925.00	55.63	88.20	-32.57	54.50	1.13	Peak	377	354
3	11910.00	41.65	54.00	-12.35	35.56	6.09	Average	100	73
4	11910.00	54.50	74.00	-19.50	48.41	6.09	Peak	100	73
5	17865.00	42.69	54.00	-11.31	32.24	10.45	Average	100	65
6	17865.00	53.53	74.00	-20.47	43.08	10.45	Peak	100	65

Note 1: Emission Level (dBuV/m) = SA Reading (dBuV) + Factor* (dB/m)
*Factor includes antenna factor , cable loss and amplifier gain
Note 2: Margin (dB) = Emission level (dBuV/m) – Limit (dBuV/m).

Modulation	be EHT20-OFDMA	**Test Freq. (MHz)**	6175
Polarization	Horizontal		

Test By :Paul Lin Temperature(℃):24 Humidity(%):64

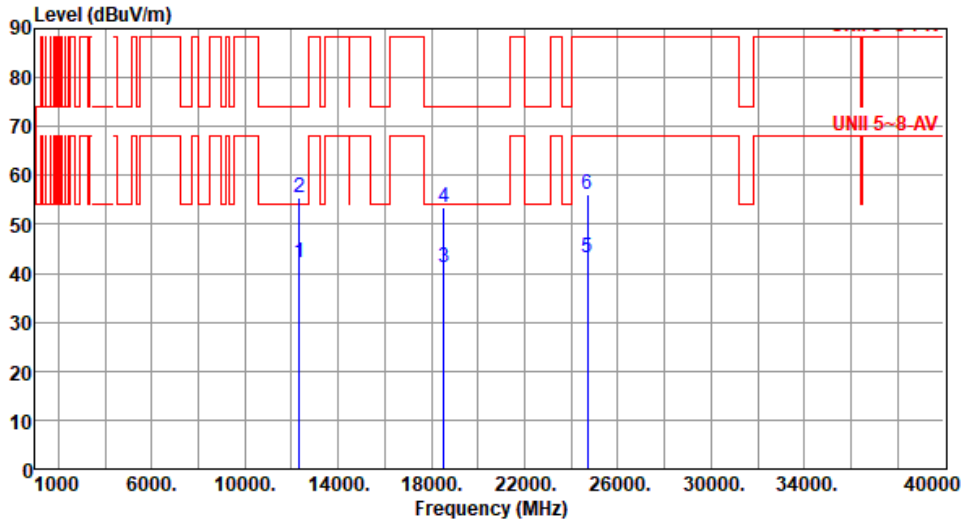

	Freq. MHz	Emission level dBuV/m	Limit dBuV/m	Margin dB	SA reading dBuV	Factor dB/m	Remark	ANT High cm	Turn Table deg
1	12350.00	42.25	54.00	-11.75	36.42	5.83	Average	100	52
2	12350.00	55.34	74.00	-18.66	49.51	5.83	Peak	100	52
3	18525.00	41.06	54.00	-12.94	39.27	1.79	Average	100	358
4	18525.00	53.38	74.00	-20.62	51.59	1.79	Peak	100	358
5	24700.00	43.08	68.20	-25.12	34.76	8.32	Average	100	346
6	24700.00	56.18	88.20	-32.02	47.86	8.32	Peak	100	346

Note 1: Emission Level (dBuV/m) = SA Reading (dBuV) + Factor* (dB/m)
*Factor includes antenna factor , cable loss and amplifier gain
Note 2: Margin (dB) = Emission level (dBuV/m) – Limit (dBuV/m).

Modulation	be EHT20-OFDMA	**Test Freq. (MHz)**	6175
Polarization	Vertical		

Test By :Paul Lin Temperature(℃):24 Humidity(%):64

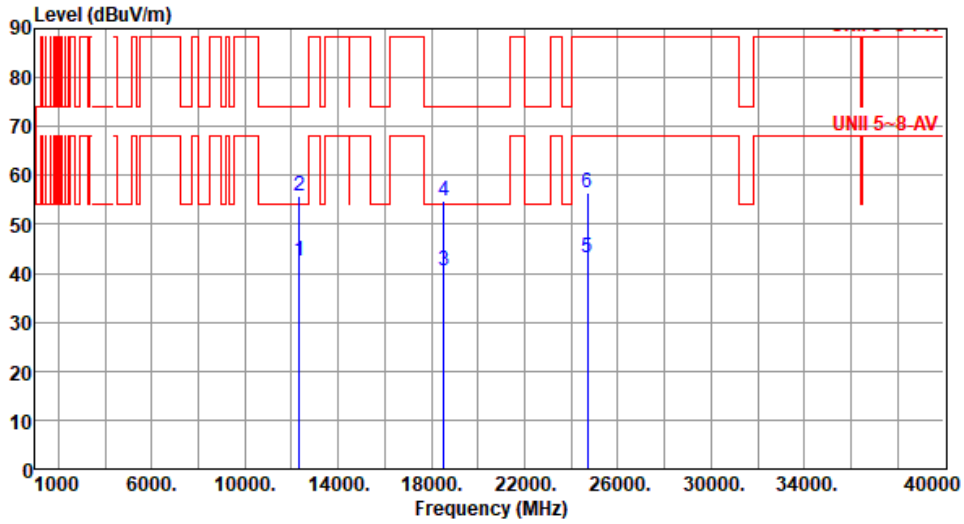

	Freq. MHz	Emission level dBuV/m	Limit dBuV/m	Margin dB	SA reading dBuV	Factor dB/m	Remark	ANT High cm	Turn Table deg
1	12350.00	42.55	54.00	-11.45	36.72	5.83	Average	100	249
2	12350.00	55.76	74.00	-18.24	49.93	5.83	Peak	100	249
3	18525.00	40.53	54.00	-13.47	38.74	1.79	Average	100	48
4	18525.00	54.67	74.00	-19.33	52.88	1.79	Peak	100	48
5	24700.00	43.21	68.20	-24.99	34.89	8.32	Average	100	291
6	24700.00	56.54	88.20	-31.66	48.22	8.32	Peak	100	291

Note 1: Emission Level (dBuV/m) = SA Reading (dBuV) + Factor* (dB/m)
*Factor includes antenna factor , cable loss and amplifier gain
Note 2: Margin (dB) = Emission level (dBuV/m) – Limit (dBuV/m).

Modulation	be EHT20-OFDMA	**Test Freq. (MHz)**	6415
Polarization	Horizontal		

Test By :Paul Lin Temperature(℃):24 Humidity(%):64

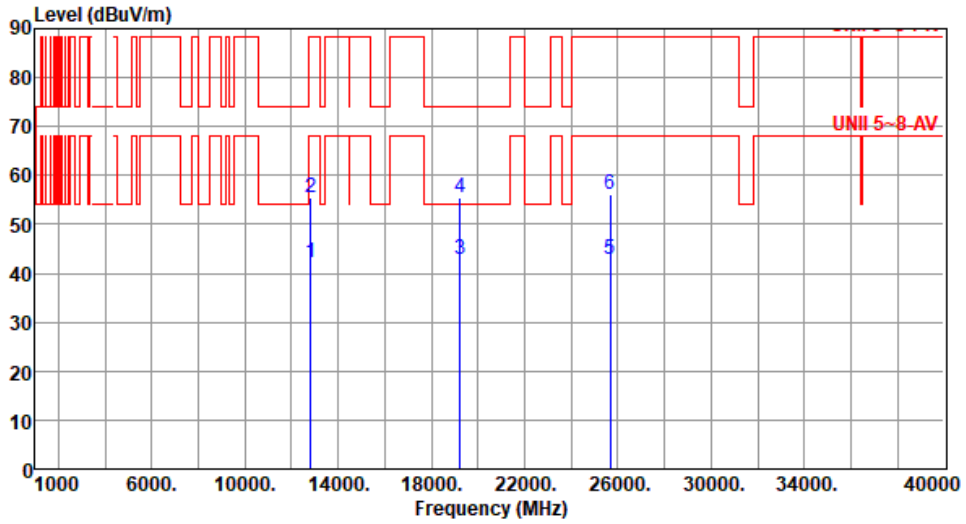

	Freq. MHz	Emission level dBuV/m	Limit dBuV/m	Margin dB	SA reading dBuV	Factor dB/m	Remark	ANT High cm	Turn Table deg
1	12830.00	42.16	68.20	-26.04	36.01	6.15	Average	100	59
2	12830.00	55.43	88.20	-32.77	49.28	6.15	Peak	100	59
3	19245.00	42.95	54.00	-11.05	41.05	1.90	Average	100	159
4	19245.00	55.59	74.00	-18.41	53.69	1.90	Peak	100	159
5	25660.00	42.91	68.20	-25.29	34.86	8.05	Average	100	245
6	25660.00	56.13	88.20	-32.07	48.08	8.05	Peak	100	245

Note 1: Emission Level (dBuV/m) = SA Reading (dBuV) + Factor* (dB/m)
*Factor includes antenna factor , cable loss and amplifier gain
Note 2: Margin (dB) = Emission level (dBuV/m) – Limit (dBuV/m).

Modulation	be EHT20-OFDMA	**Test Freq. (MHz)**	6415
Polarization	Vertical		

Test By :Paul Lin Temperature(℃):24 Humidity(%):64

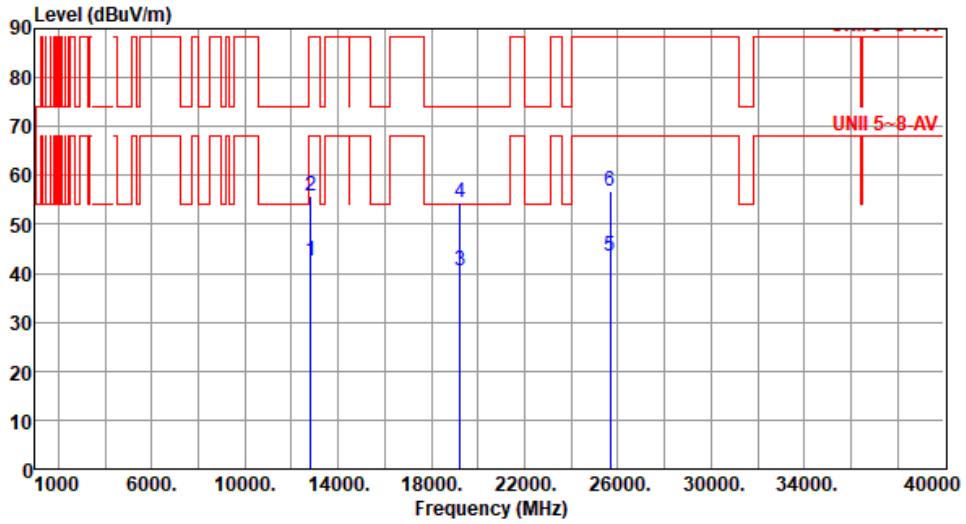

	Freq. MHz	Emission level dBuV/m	Limit dBuV/m	Margin dB	SA reading dBuV	Factor dB/m	Remark	ANT High cm	Turn Table deg
1	12830.00	42.51	68.20	-25.69	36.36	6.15	Average	100	88
2	12830.00	55.71	88.20	-32.49	49.56	6.15	Peak	100	88
3	19245.00	40.38	54.00	-13.62	38.48	1.90	Average	100	81
4	19245.00	54.32	74.00	-19.68	52.42	1.90	Peak	100	81
5	25660.00	43.51	68.20	-24.69	35.46	8.05	Average	100	98
6	25660.00	56.87	88.20	-31.33	48.82	8.05	Peak	100	98

Note 1: Emission Level (dBuV/m) = SA Reading (dBuV) + Factor* (dB/m)
*Factor includes antenna factor , cable loss and amplifier gain
Note 2: Margin (dB) = Emission level (dBuV/m) – Limit (dBuV/m).

Modulation	be EHT20-OFDMA	**Test Freq. (MHz)**	6435
Polarization	Horizontal		

Test By :Paul Lin Temperature(℃):24 Humidity(%):64

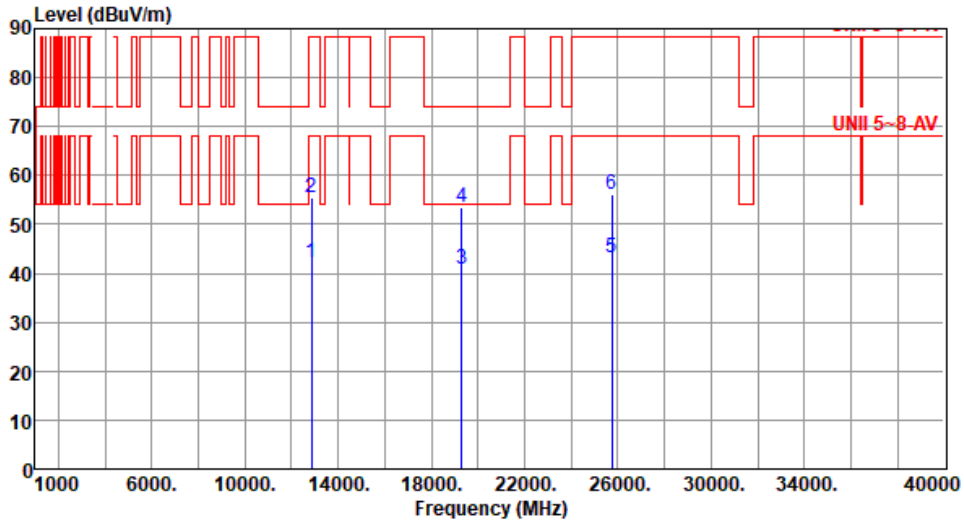

	Freq. MHz	Emission level dBuV/m	Limit dBuV/m	Margin dB	SA reading dBuV	Factor dB/m	Remark	ANT High cm	Turn Table deg
1	12870.00	42.25	68.20	-25.95	36.18	6.07	Average	100	93
2	12870.00	55.40	88.20	-32.80	49.33	6.07	Peak	100	93
3	19305.00	40.80	54.00	-13.20	38.99	1.81	Average	100	96
4	19305.00	53.62	74.00	-20.38	51.81	1.81	Peak	100	96
5	25740.00	43.02	68.20	-25.18	34.99	8.03	Average	100	64
6	25740.00	56.09	88.20	-32.11	48.06	8.03	Peak	100	64

Note 1: Emission Level (dBuV/m) = SA Reading (dBuV) + Factor* (dB/m)
*Factor includes antenna factor , cable loss and amplifier gain
Note 2: Margin (dB) = Emission level (dBuV/m) – Limit (dBuV/m).

Modulation	be EHT20-OFDMA	**Test Freq. (MHz)**	6435
Polarization	Vertical		

Test By :Paul Lin Temperature(℃):24 Humidity(%):64

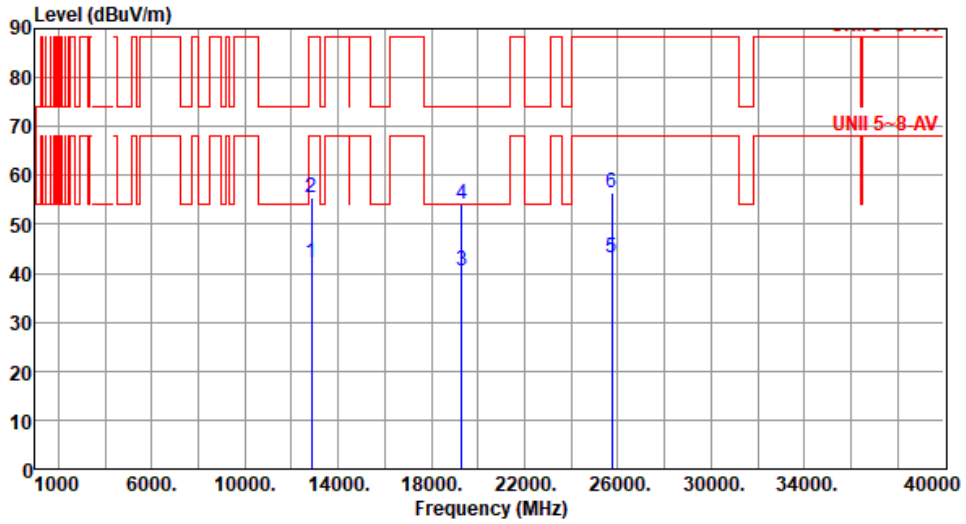

	Freq. MHz	Emission level dBuV/m	Limit dBuV/m	Margin dB	SA reading dBuV	Factor dB/m	Remark	ANT High cm	Turn Table deg
1	12870.00	42.20	68.20	-26.00	36.13	6.07	Average	100	47
2	12870.00	55.38	88.20	-32.82	49.31	6.07	Peak	100	47
3	19305.00	40.62	54.00	-13.38	38.81	1.81	Average	100	118
4	19305.00	54.24	74.00	-19.76	52.43	1.81	Peak	100	118
5	25740.00	43.13	68.20	-25.07	35.10	8.03	Average	100	57
6	25740.00	56.45	88.20	-31.75	48.42	8.03	Peak	100	57

Note 1: Emission Level (dBuV/m) = SA Reading (dBuV) + Factor* (dB/m)
*Factor includes antenna factor , cable loss and amplifier gain
Note 2: Margin (dB) = Emission level (dBuV/m) – Limit (dBuV/m).

Modulation	be EHT20-OFDMA	**Test Freq. (MHz)**	6475
Polarization	Horizontal		

Test By :Paul Lin Temperature(℃):24 Humidity(%):64

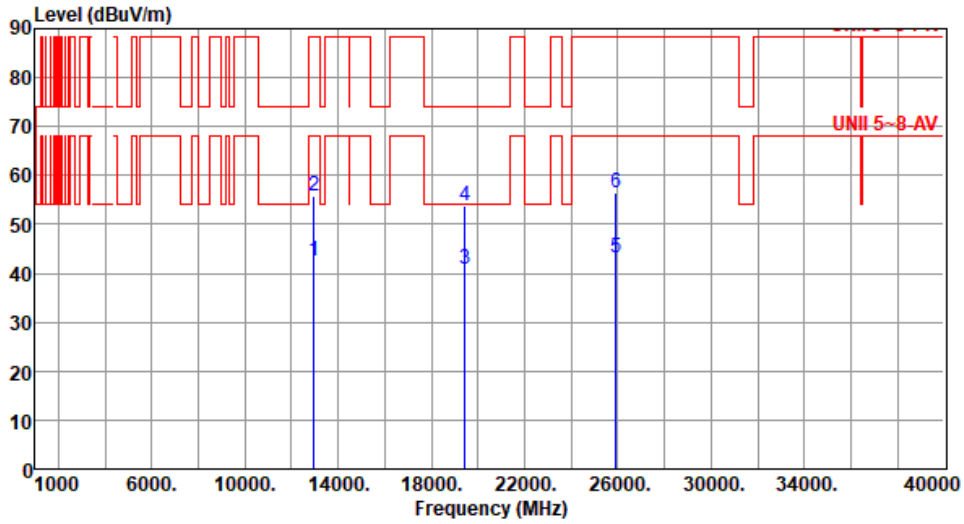

	Freq. MHz	Emission level dBuV/m	Limit dBuV/m	Margin dB	SA reading dBuV	Factor dB/m	Remark	ANT High cm	Turn Table deg
1	12950.00	42.38	68.20	-25.82	36.28	6.10	Average	100	36
2	12950.00	55.73	88.20	-32.47	49.63	6.10	Peak	100	36
3	19425.00	40.93	54.00	-13.07	39.23	1.70	Average	100	56
4	19425.00	53.77	74.00	-20.23	52.07	1.70	Peak	100	56
5	25900.00	43.28	68.20	-24.92	35.29	7.99	Average	100	297
6	25900.00	56.37	88.20	-31.83	48.38	7.99	Peak	100	297

Note 1: Emission Level (dBuV/m) = SA Reading (dBuV) + Factor* (dB/m)
*Factor includes antenna factor , cable loss and amplifier gain
Note 2: Margin (dB) = Emission level (dBuV/m) – Limit (dBuV/m).

Modulation	be EHT20-OFDMA	**Test Freq. (MHz)**	6475
Polarization	Vertical		

Test By :Paul Lin Temperature(℃):24 Humidity(%):64

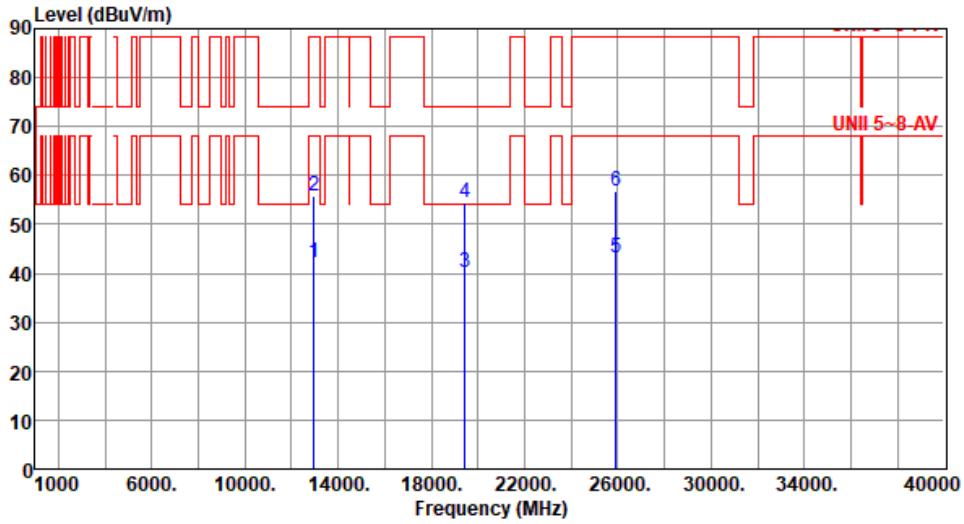

	Freq. MHz	Emission level dBuV/m	Limit dBuV/m	Margin dB	SA reading dBuV	Factor dB/m	Remark	ANT High cm	Turn Table deg
1	12950.00	42.32	68.20	-25.88	36.22	6.10	Average	100	9
2	12950.00	55.85	88.20	-32.35	49.75	6.10	Peak	100	9
3	19425.00	40.18	54.00	-13.82	38.48	1.70	Average	100	263
4	19425.00	54.49	74.00	-19.51	52.79	1.70	Peak	100	263
5	25900.00	43.29	68.20	-24.91	35.30	7.99	Average	100	306
6	25900.00	56.78	88.20	-31.42	48.79	7.99	Peak	100	306

Note 1: Emission Level (dBuV/m) = SA Reading (dBuV) + Factor* (dB/m)
*Factor includes antenna factor , cable loss and amplifier gain
Note 2: Margin (dB) = Emission level (dBuV/m) – Limit (dBuV/m).

Modulation	be EHT20-OFDMA	**Test Freq. (MHz)**	6515
Polarization	Horizontal		

Test By :Paul Lin Temperature(℃):24 Humidity(%):64

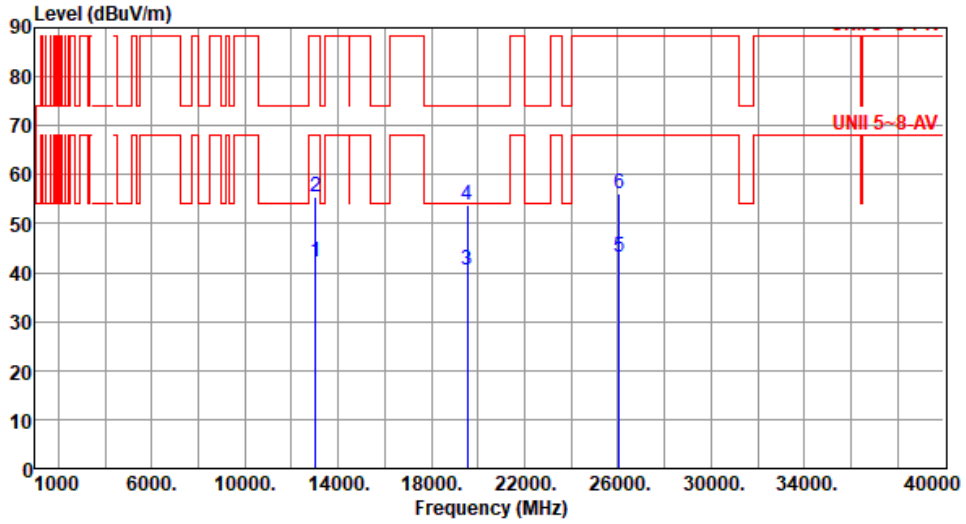

	Freq. MHz	Emission level dBuV/m	Limit dBuV/m	Margin dB	SA reading dBuV	Factor dB/m	Remark	ANT High cm	Turn Table deg
1	13030.00	42.18	68.20	-26.02	36.17	6.01	Average	100	193
2	13030.00	55.61	88.20	-32.59	49.60	6.01	Peak	100	193
3	19545.00	40.55	54.00	-13.45	38.71	1.84	Average	100	55
4	19545.00	53.68	74.00	-20.32	51.84	1.84	Peak	100	55
5	26060.00	43.28	68.20	-24.92	35.21	8.07	Average	100	251
6	26060.00	56.04	88.20	-32.16	47.97	8.07	Peak	100	251

Note 1: Emission Level (dBuV/m) = SA Reading (dBuV) + Factor* (dB/m)
*Factor includes antenna factor , cable loss and amplifier gain
Note 2: Margin (dB) = Emission level (dBuV/m) – Limit (dBuV/m).

Modulation	be EHT20-OFDMA	**Test Freq. (MHz)**	6515
Polarization	Vertical		

Test By :Paul Lin Temperature(℃):24 Humidity(%):64

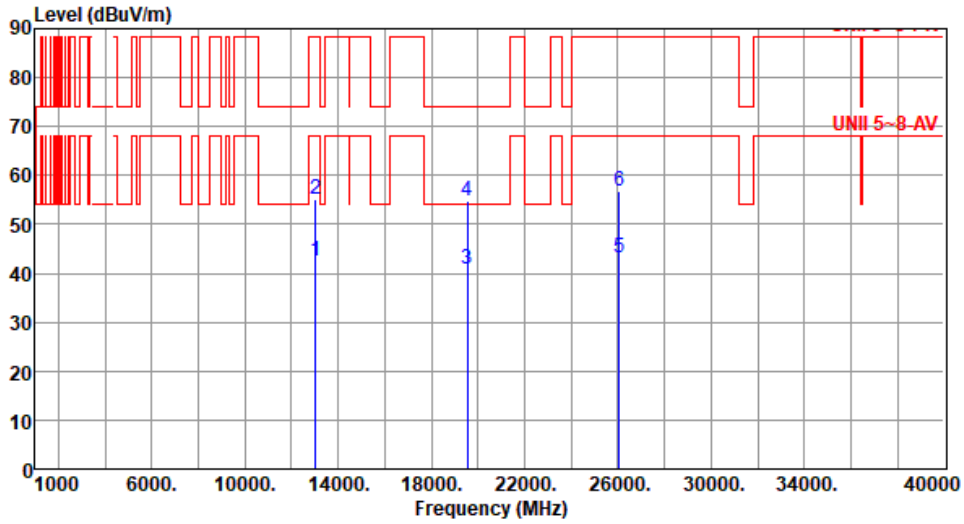

	Freq. MHz	Emission level dBuV/m	Limit dBuV/m	Margin dB	SA reading dBuV	Factor dB/m	Remark	ANT High cm	Turn Table deg
1	13030.00	42.49	68.20	-25.71	36.48	6.01	Average	100	58
2	13030.00	55.27	88.20	-32.93	49.26	6.01	Peak	100	58
3	19545.00	40.85	54.00	-13.15	39.01	1.84	Average	100	4
4	19545.00	54.82	74.00	-19.18	52.98	1.84	Peak	100	4
5	26060.00	43.11	68.20	-25.09	35.04	8.07	Average	100	99
6	26060.00	56.72	88.20	-31.48	48.65	8.07	Peak	100	99

Note 1: Emission Level (dBuV/m) = SA Reading (dBuV) + Factor* (dB/m)
*Factor includes antenna factor , cable loss and amplifier gain
Note 2: Margin (dB) = Emission level (dBuV/m) – Limit (dBuV/m).

Modulation	be EHT20-OFDMA	**Test Freq. (MHz)**	6535
Polarization	Horizontal		

Test By :Paul Lin Temperature(℃):24 Humidity(%):64

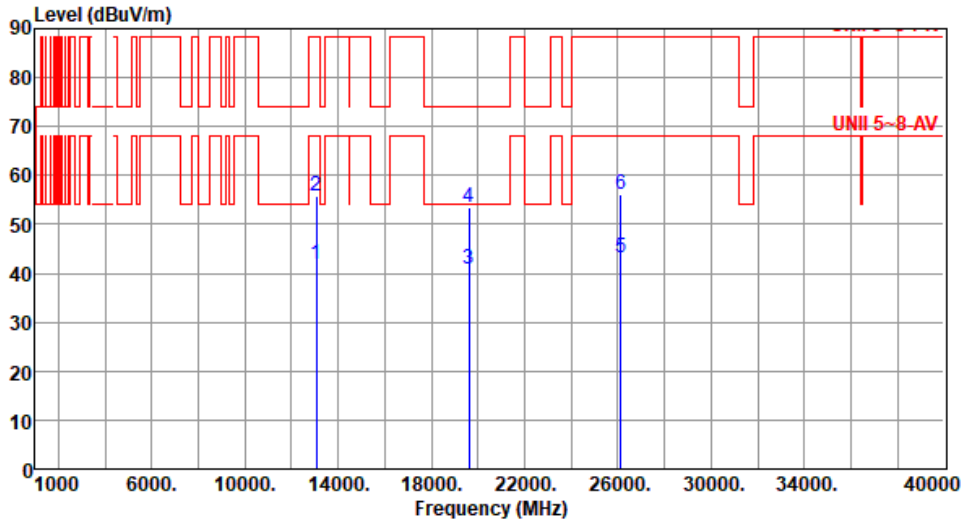

	Freq. MHz	Emission level dBuV/m	Limit dBuV/m	Margin dB	SA reading dBuV	Factor dB/m	Remark	ANT High cm	Turn Table deg
1	13070.00	41.94	68.20	-26.26	36.14	5.80	Average	100	143
2	13070.00	55.80	88.20	-32.40	50.00	5.80	Peak	100	143
3	19605.00	40.72	54.00	-13.28	38.81	1.91	Average	100	73
4	19605.00	53.44	74.00	-20.56	51.53	1.91	Peak	100	73
5	26140.00	43.07	68.20	-25.13	34.99	8.08	Average	100	24
6	26140.00	56.02	88.20	-32.18	47.94	8.08	Peak	100	24

Note 1: Emission Level (dBuV/m) = SA Reading (dBuV) + Factor* (dB/m)
*Factor includes antenna factor , cable loss and amplifier gain
Note 2: Margin (dB) = Emission level (dBuV/m) – Limit (dBuV/m).

Modulation	be EHT20-OFDMA	**Test Freq. (MHz)**	6535
Polarization	Vertical		

Test By :Paul Lin Temperature(℃):24 Humidity(%):64

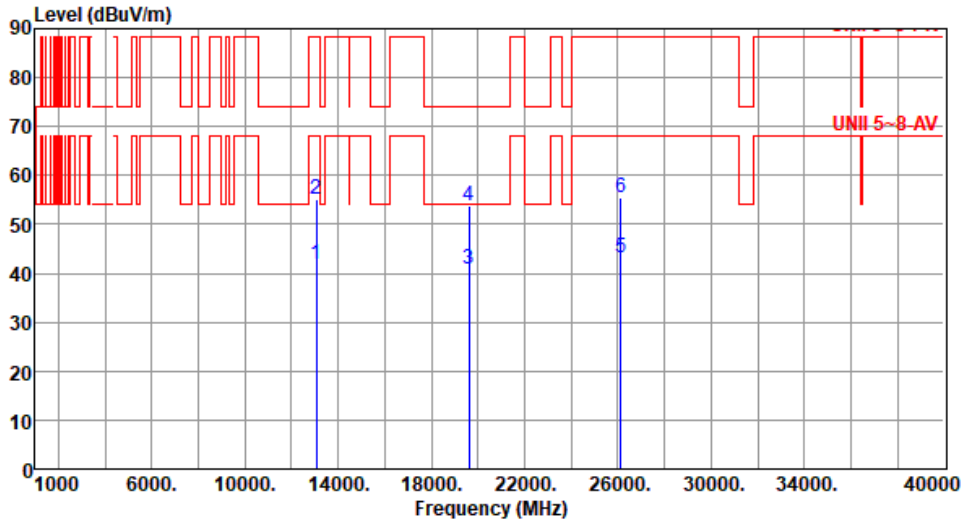

	Freq. MHz	Emission level dBuV/m	Limit dBuV/m	Margin dB	SA reading dBuV	Factor dB/m	Remark	ANT High cm	Turn Table deg
1	13070.00	41.82	68.20	-26.38	36.02	5.80	Average	100	38
2	13070.00	55.27	88.20	-32.93	49.47	5.80	Peak	100	38
3	19605.00	40.88	54.00	-13.12	38.97	1.91	Average	100	53
4	19605.00	53.71	74.00	-20.29	51.80	1.91	Peak	100	53
5	26140.00	43.25	68.20	-24.95	35.17	8.08	Average	100	77
6	26140.00	55.62	88.20	-32.58	47.54	8.08	Peak	100	77

Note 1: Emission Level (dBuV/m) = SA Reading (dBuV) + Factor* (dB/m)
*Factor includes antenna factor , cable loss and amplifier gain
Note 2: Margin (dB) = Emission level (dBuV/m) – Limit (dBuV/m).

Modulation	be EHT20-OFDMA	**Test Freq. (MHz)**	6715
Polarization	Horizontal		

Test By :Paul Lin Temperature(℃):24 Humidity(%):64

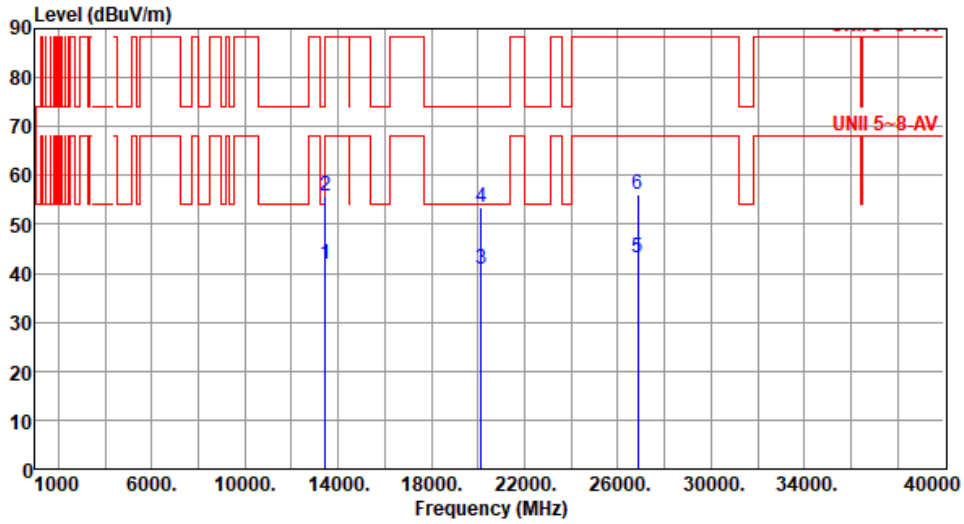

	Freq. MHz	Emission level dBuV/m	Limit dBuV/m	Margin dB	SA reading dBuV	Factor dB/m	Remark	ANT High cm	Turn Table deg
1	13430.00	41.96	68.20	-26.24	36.01	5.95	Average	100	48
2	13430.00	55.84	88.20	-32.36	49.89	5.95	Peak	100	48
3	20145.00	40.81	54.00	-13.19	38.16	2.65	Average	100	95
4	20145.00	53.49	74.00	-20.51	50.84	2.65	Peak	100	95
5	26860.00	43.14	68.20	-25.06	34.69	8.45	Average	100	222
6	26860.00	56.13	88.20	-32.07	47.68	8.45	Peak	100	222

Note 1: Emission Level (dBuV/m) = SA Reading (dBuV) + Factor* (dB/m)
*Factor includes antenna factor , cable loss and amplifier gain
Note 2: Margin (dB) = Emission level (dBuV/m) – Limit (dBuV/m).

Modulation	be EHT20-OFDMA	**Test Freq. (MHz)**	6715
Polarization	Vertical		

Test By :Paul Lin Temperature(℃):24 Humidity(%):64

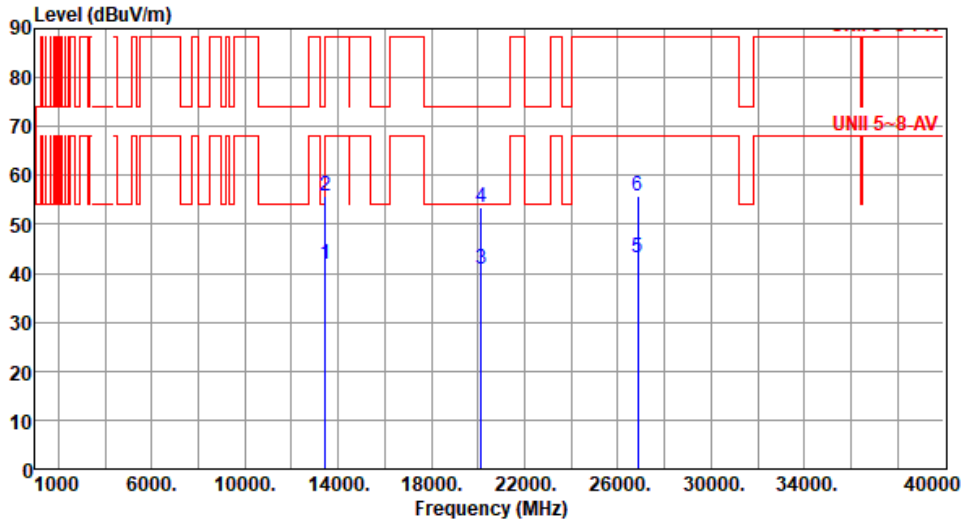

	Freq. MHz	Emission level dBuV/m	Limit dBuV/m	Margin dB	SA reading dBuV	Factor dB/m	Remark	ANT High cm	Turn Table deg
1	13430.00	41.76	68.20	-26.44	35.81	5.95	Average	100	308
2	13430.00	55.93	88.20	-32.27	49.98	5.95	Peak	100	308
3	20145.00	40.93	54.00	-13.07	38.28	2.65	Average	100	84
4	20145.00	53.49	74.00	-20.51	50.84	2.65	Peak	100	84
5	26860.00	43.29	68.20	-24.91	34.84	8.45	Average	100	211
6	26860.00	55.66	88.20	-32.54	47.21	8.45	Peak	100	211

Note 1: Emission Level (dBuV/m) = SA Reading (dBuV) + Factor* (dB/m)
*Factor includes antenna factor , cable loss and amplifier gain
Note 2: Margin (dB) = Emission level (dBuV/m) – Limit (dBuV/m).

Modulation	be EHT20-OFDMA	**Test Freq. (MHz)**	6855
Polarization	Horizontal		

Test By :Paul Lin Temperature(℃):24 Humidity(%):64

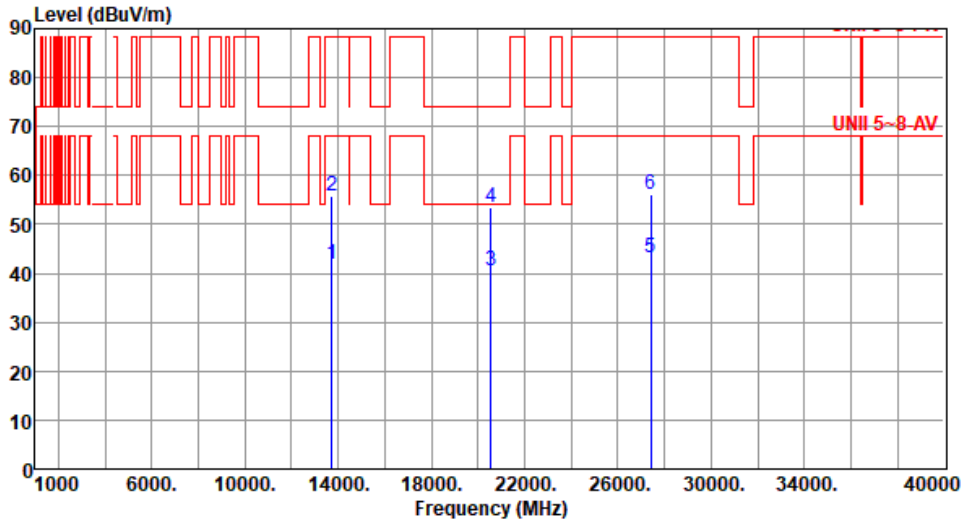

	Freq. MHz	Emission level dBuV/m	Limit dBuV/m	Margin dB	SA reading dBuV	Factor dB/m	Remark	ANT High cm	Turn Table deg
1	13710.00	41.83	68.20	-26.37	35.80	6.03	Average	100	7
2	13710.00	55.79	88.20	-32.41	49.76	6.03	Peak	100	7
3	20565.00	40.66	54.00	-13.34	37.55	3.11	Average	100	114
4	20565.00	53.52	74.00	-20.48	50.41	3.11	Peak	100	114
5	27420.00	43.20	68.20	-25.00	34.72	8.48	Average	100	185
6	27420.00	55.96	88.20	-32.24	47.48	8.48	Peak	100	185

Note 1: Emission Level (dBuV/m) = SA Reading (dBuV) + Factor* (dB/m)
*Factor includes antenna factor , cable loss and amplifier gain
Note 2: Margin (dB) = Emission level (dBuV/m) – Limit (dBuV/m).

Modulation	be EHT20-OFDMA	**Test Freq. (MHz)**	6855
Polarization	Vertical		

Test By :Paul Lin Temperature(℃):24 Humidity(%):64

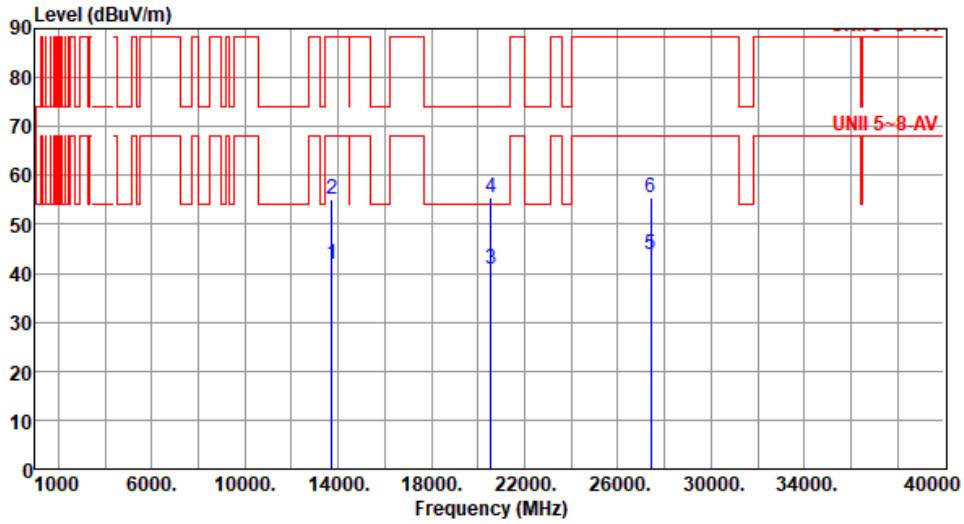

	Freq. MHz	Emission level dBuV/m	Limit dBuV/m	Margin dB	SA reading dBuV	Factor dB/m	Remark	ANT High cm	Turn Table deg
1	13710.00	41.84	68.20	-26.36	35.81	6.03	Average	100	187
2	13710.00	55.22	88.20	-32.98	49.19	6.03	Peak	100	187
3	20565.00	40.99	54.00	-13.01	37.88	3.11	Average	100	196
4	20565.00	55.33	74.00	-18.67	52.22	3.11	Peak	100	196
5	27420.00	43.86	68.20	-24.34	35.38	8.48	Average	100	160
6	27420.00	55.34	88.20	-32.86	46.86	8.48	Peak	100	160

Note 1: Emission Level (dBuV/m) = SA Reading (dBuV) + Factor* (dB/m)
*Factor includes antenna factor , cable loss and amplifier gain
Note 2: Margin (dB) = Emission level (dBuV/m) – Limit (dBuV/m).

Modulation	be EHT20-OFDMA	**Test Freq. (MHz)**	6875
Polarization	Horizontal		

Test By :Paul Lin Temperature(℃):24 Humidity(%):64

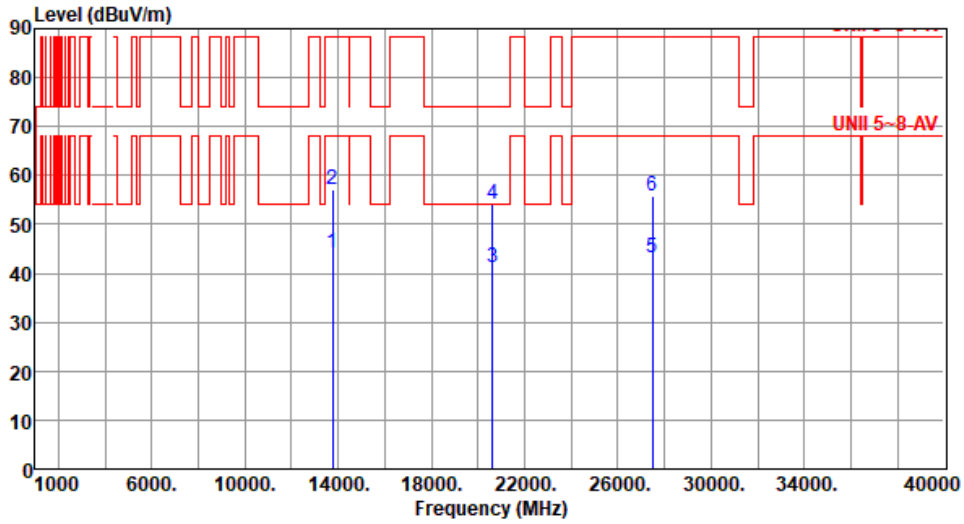

	Freq. MHz	Emission level dBuV/m	Limit dBuV/m	Margin dB	SA reading dBuV	Factor dB/m	Remark	ANT High cm	Turn Table deg
1	13750.00	44.08	68.20	-24.12	38.08	6.00	Average	100	81
2	13750.00	57.06	88.20	-31.14	51.06	6.00	Peak	100	81
3	20625.00	41.26	54.00	-12.74	38.08	3.18	Average	100	349
4	20625.00	54.29	74.00	-19.71	51.11	3.18	Peak	100	349
5	27500.00	43.09	68.20	-25.11	34.58	8.51	Average	100	16
6	27500.00	55.93	88.20	-32.27	47.42	8.51	Peak	100	16

Note 1: Emission Level (dBuV/m) = SA Reading (dBuV) + Factor* (dB/m)
*Factor includes antenna factor , cable loss and amplifier gain
Note 2: Margin (dB) = Emission level (dBuV/m) – Limit (dBuV/m).

Modulation	be EHT20-OFDMA	**Test Freq. (MHz)**	6875
Polarization	Vertical		

Test By :Paul Lin Temperature(℃):24 Humidity(%):64

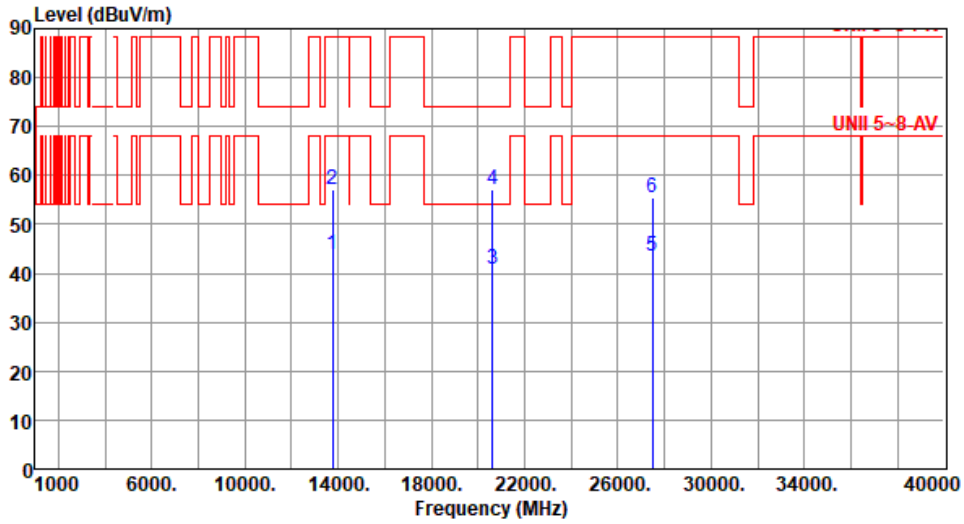

	Freq. MHz	Emission level dBuV/m	Limit dBuV/m	Margin dB	SA reading dBuV	Factor dB/m	Remark	ANT High cm	Turn Table deg
1	13750.00	43.98	68.20	-24.22	37.98	6.00	Average	100	106
2	13750.00	57.23	88.20	-30.97	51.23	6.00	Peak	100	106
3	20625.00	41.01	54.00	-12.99	37.83	3.18	Average	100	117
4	20625.00	57.26	74.00	-16.74	54.08	3.18	Peak	100	117
5	27500.00	43.55	68.20	-24.65	35.04	8.51	Average	100	197
6	27500.00	55.62	88.20	-32.58	47.11	8.51	Peak	100	197

Note 1: Emission Level (dBuV/m) = SA Reading (dBuV) + Factor* (dB/m)
*Factor includes antenna factor , cable loss and amplifier gain
Note 2: Margin (dB) = Emission level (dBuV/m) – Limit (dBuV/m).

Modulation	be EHT20-OFDMA	**Test Freq. (MHz)**	6895
Polarization	Horizontal		

Test By :Paul Lin Temperature(℃):24 Humidity(%):64

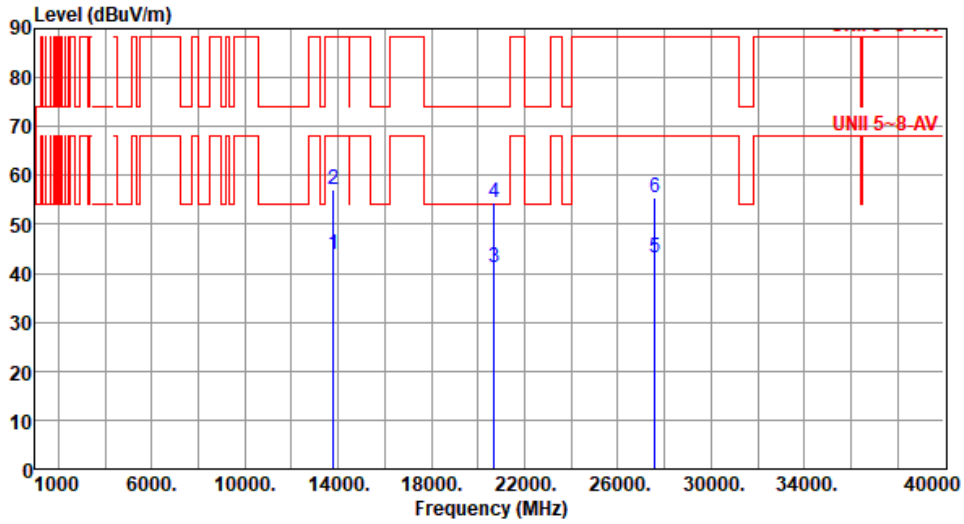

	Freq. MHz	Emission level dBuV/m	Limit dBuV/m	Margin dB	SA reading dBuV	Factor dB/m	Remark	ANT High cm	Turn Table deg
1	13790.00	43.96	68.20	-24.24	37.74	6.22	Average	100	59
2	13790.00	57.05	88.20	-31.15	50.83	6.22	Peak	100	59
3	20685.00	41.16	54.00	-12.84	37.91	3.25	Average	100	63
4	20685.00	54.41	74.00	-19.59	51.16	3.25	Peak	100	63
5	27580.00	43.13	68.20	-25.07	34.58	8.55	Average	100	81
6	27580.00	55.46	88.20	-32.74	46.91	8.55	Peak	100	81

Note 1: Emission Level (dBuV/m) = SA Reading (dBuV) + Factor* (dB/m)
*Factor includes antenna factor , cable loss and amplifier gain
Note 2: Margin (dB) = Emission level (dBuV/m) – Limit (dBuV/m).

Modulation	be EHT20-OFDMA	**Test Freq. (MHz)**	6895
Polarization	Vertical		

Test By :Paul Lin Temperature(℃):24 Humidity(%):64

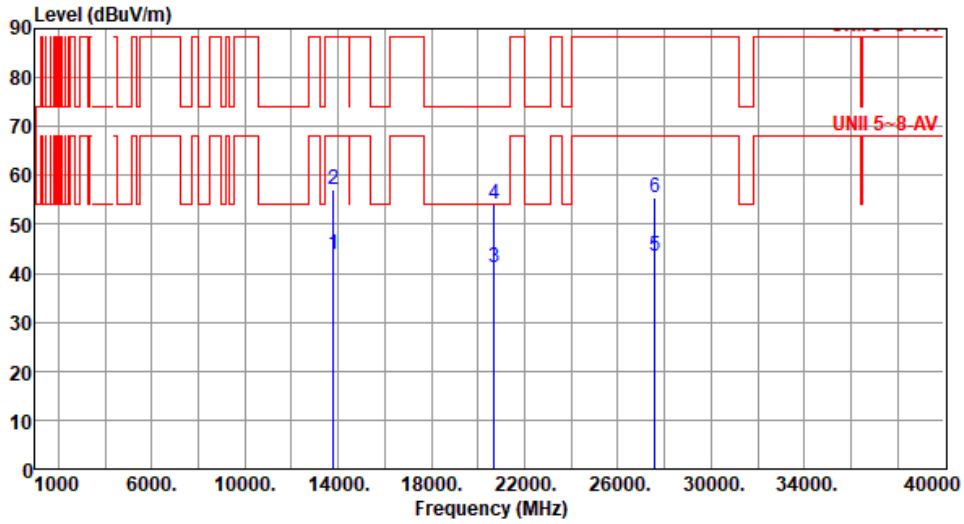

	Freq. MHz	Emission level dBuV/m	Limit dBuV/m	Margin dB	SA reading dBuV	Factor dB/m	Remark	ANT High cm	Turn Table deg
1	13790.00	43.88	68.20	-24.32	37.66	6.22	Average	100	38
2	13790.00	57.19	88.20	-31.01	50.97	6.22	Peak	100	38
3	20685.00	41.07	54.00	-12.93	37.82	3.25	Average	100	71
4	20685.00	54.27	74.00	-19.73	51.02	3.25	Peak	100	71
5	27580.00	43.35	68.20	-24.85	34.80	8.55	Average	100	46
6	27580.00	55.33	88.20	-32.87	46.78	8.55	Peak	100	46

Note 1: Emission Level (dBuV/m) = SA Reading (dBuV) + Factor* (dB/m)
*Factor includes antenna factor , cable loss and amplifier gain
Note 2: Margin (dB) = Emission level (dBuV/m) – Limit (dBuV/m).

Modulation	be EHT20-OFDMA	**Test Freq. (MHz)**	7015
Polarization	Horizontal		

Test By :Paul Lin Temperature(℃):24 Humidity(%):64

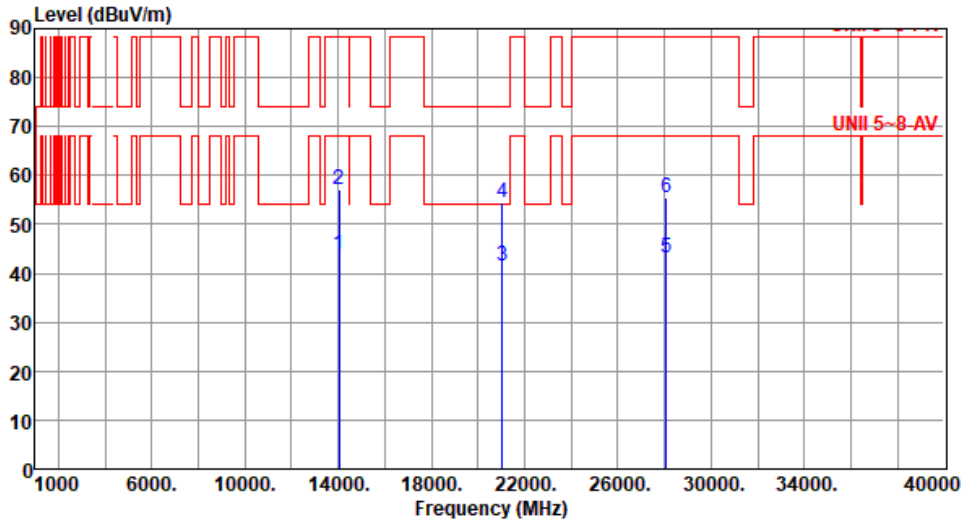

	Freq. MHz	Emission level dBuV/m	Limit dBuV/m	Margin dB	SA reading dBuV	Factor dB/m	Remark	ANT High cm	Turn Table deg
1	14030.00	43.88	68.20	-24.32	37.14	6.74	Average	100	176
2	14030.00	57.12	88.20	-31.08	50.38	6.74	Peak	100	176
3	21045.00	41.37	54.00	-12.63	37.48	3.89	Average	100	217
4	21045.00	54.33	74.00	-19.67	50.44	3.89	Peak	100	217
5	28060.00	43.22	68.20	-24.98	34.31	8.91	Average	100	176
6	28060.00	55.54	88.20	-32.66	46.63	8.91	Peak	100	176

Note 1: Emission Level (dBuV/m) = SA Reading (dBuV) + Factor* (dB/m)
*Factor includes antenna factor , cable loss and amplifier gain
Note 2: Margin (dB) = Emission level (dBuV/m) – Limit (dBuV/m).

Modulation	be EHT20-OFDMA	**Test Freq. (MHz)**	7015
Polarization	Vertical		

Test By :Paul Lin Temperature(℃):24 Humidity(%):64

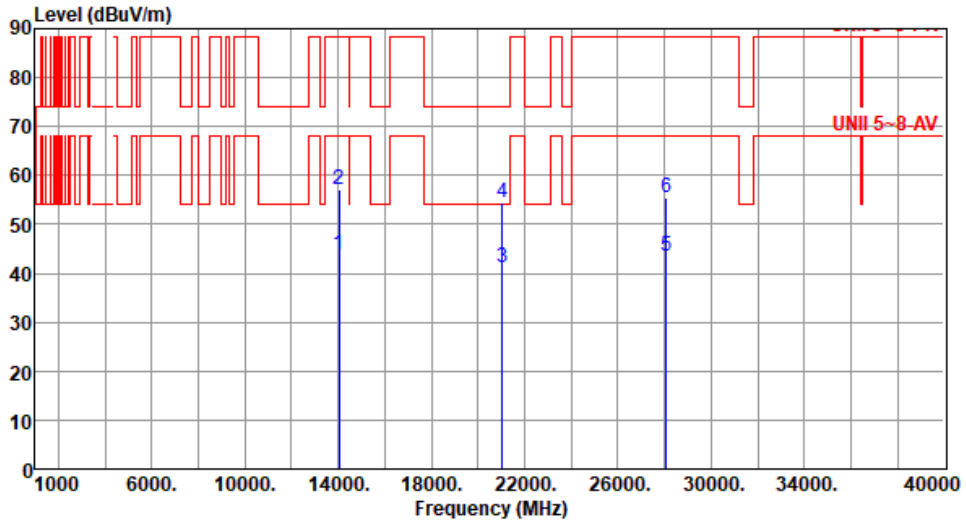

	Freq. MHz	Emission level dBuV/m	Limit dBuV/m	Margin dB	SA reading dBuV	Factor dB/m	Remark	ANT High cm	Turn Table deg
1	14030.00	43.94	68.20	-24.26	37.20	6.74	Average	100	201
2	14030.00	57.11	88.20	-31.09	50.37	6.74	Peak	100	201
3	21045.00	41.22	54.00	-12.78	37.33	3.89	Average	100	203
4	21045.00	54.38	74.00	-19.62	50.49	3.89	Peak	100	203
5	28060.00	43.38	68.20	-24.82	34.47	8.91	Average	100	172
6	28060.00	55.46	88.20	-32.74	46.55	8.91	Peak	100	172

Note 1: Emission Level (dBuV/m) = SA Reading (dBuV) + Factor* (dB/m)
*Factor includes antenna factor , cable loss and amplifier gain
Note 2: Margin (dB) = Emission level (dBuV/m) – Limit (dBuV/m).

Modulation	be EHT20-OFDMA	**Test Freq. (MHz)**	7095
Polarization	Horizontal		

Test By :Paul Lin Temperature(℃):24 Humidity(%):64

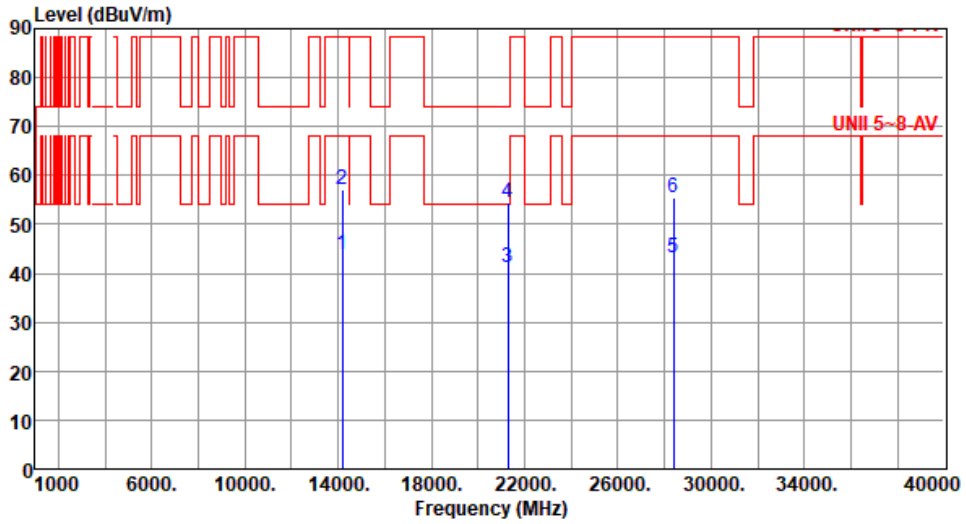

	Freq. MHz	Emission level dBuV/m	Limit dBuV/m	Margin dB	SA reading dBuV	Factor dB/m	Remark	ANT High cm	Turn Table deg
1	14190.00	43.84	68.20	-24.36	36.94	6.90	Average	100	184
2	14190.00	57.21	88.20	-30.99	50.31	6.90	Peak	100	184
3	21285.00	41.29	54.00	-12.71	37.10	4.19	Average	100	281
4	21285.00	54.56	74.00	-19.44	50.37	4.19	Peak	100	281
5	28380.00	43.29	68.20	-24.91	34.09	9.20	Average	100	118
6	28380.00	55.62	88.20	-32.58	46.42	9.20	Peak	100	118

Note 1: Emission Level (dBuV/m) = SA Reading (dBuV) + Factor* (dB/m)
*Factor includes antenna factor , cable loss and amplifier gain
Note 2: Margin (dB) = Emission level (dBuV/m) – Limit (dBuV/m).

Modulation	be EHT20-OFDMA	**Test Freq. (MHz)**	7095
Polarization	Vertical		

Test By :Paul Lin Temperature(℃):24 Humidity(%):64

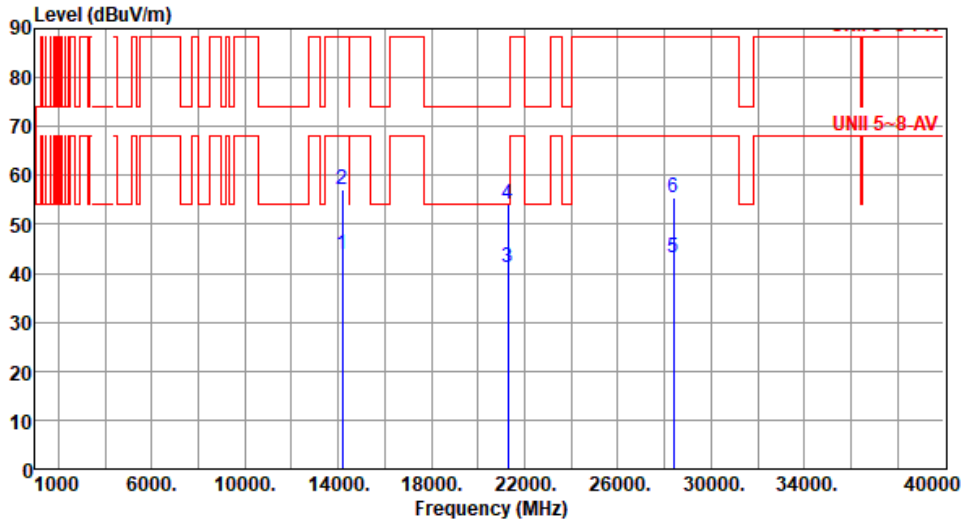

	Freq. MHz	Emission level dBuV/m	Limit dBuV/m	Margin dB	SA reading dBuV	Factor dB/m	Remark	ANT High cm	Turn Table deg
1	14190.00	43.94	68.20	-24.26	37.04	6.90	Average	100	203
2	14190.00	57.16	88.20	-31.04	50.26	6.90	Peak	100	203
3	21285.00	41.32	54.00	-12.68	37.13	4.19	Average	100	151
4	21285.00	54.22	74.00	-19.78	50.03	4.19	Peak	100	151
5	28380.00	43.29	68.20	-24.91	34.09	9.20	Average	100	207
6	28380.00	55.53	88.20	-32.67	46.33	9.20	Peak	100	207

Note 1: Emission Level (dBuV/m) = SA Reading (dBuV) + Factor* (dB/m)
*Factor includes antenna factor , cable loss and amplifier gain
Note 2: Margin (dB) = Emission level (dBuV/m) – Limit (dBuV/m).

Modulation	be EHT20-OFDMA	**Test Freq. (MHz)**	7115
Polarization	Horizontal		

Test By :Paul Lin Temperature(℃):24 Humidity(%):64

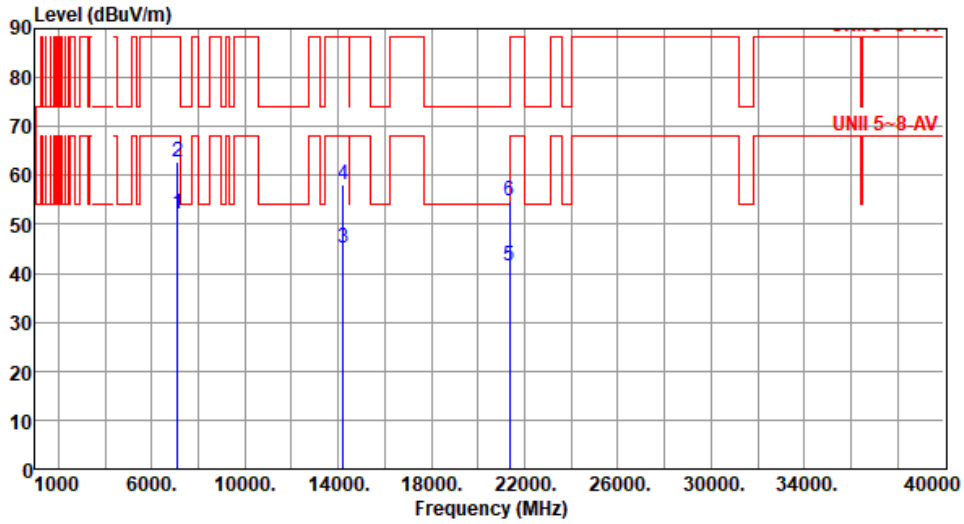

	Freq. MHz	Emission level dBuV/m	Limit dBuV/m	Margin dB	SA reading dBuV	Factor dB/m	Remark	ANT High cm	Turn Table deg
1	7125.00	52.27	68.20	-15.93	47.41	4.86	Average	127	278
2	7125.00	62.72	88.20	-25.48	57.86	4.86	Peak	127	278
3	14230.00	45.30	68.20	-22.90	38.18	7.12	Average	100	43
4	14230.00	58.27	88.20	-29.93	51.15	7.12	Peak	100	43
5	21345.00	41.46	54.00	-12.54	37.21	4.25	Average	100	104
6	21345.00	54.95	74.00	-19.05	50.70	4.25	Peak	100	104

Note 1: Emission Level (dBuV/m) = SA Reading (dBuV) + Factor* (dB/m)
*Factor includes antenna factor , cable loss and amplifier gain
Note 2: Margin (dB) = Emission level (dBuV/m) – Limit (dBuV/m).

Modulation	be EHT20-OFDMA	**Test Freq. (MHz)**	7115
Polarization	Vertical		

Test By :Paul Lin Temperature(℃):24 Humidity(%):64

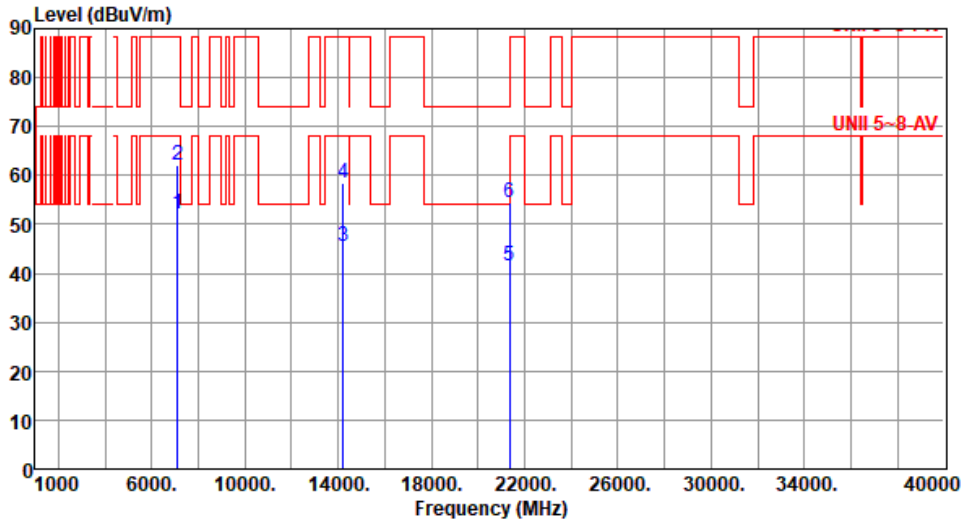

	Freq. MHz	Emission level dBuV/m	Limit dBuV/m	Margin dB	SA reading dBuV	Factor dB/m	Remark	ANT High cm	Turn Table deg
1	7125.00	52.09	68.20	-16.11	47.23	4.86	Average	259	351
2	7125.00	62.07	88.20	-26.13	57.21	4.86	Peak	259	351
3	14230.00	45.36	68.20	-22.84	38.24	7.12	Average	100	54
4	14230.00	58.47	88.20	-29.73	51.35	7.12	Peak	100	54
5	21345.00	41.53	54.00	-12.47	37.28	4.25	Average	100	41
6	21345.00	54.52	74.00	-19.48	50.27	4.25	Peak	100	41

Note 1: Emission Level (dBuV/m) = SA Reading (dBuV) + Factor* (dB/m)
*Factor includes antenna factor , cable loss and amplifier gain
Note 2: Margin (dB) = Emission level (dBuV/m) – Limit (dBuV/m).

Unwanted Emissions (Above 1GHz) for be EHT40-OFDMA

Modulation	be EHT40-OFDMA	**Test Freq. (MHz)**	5965
Polarization	Horizontal		

Test By :Paul Lin Temperature(℃):24 Humidity(%):64

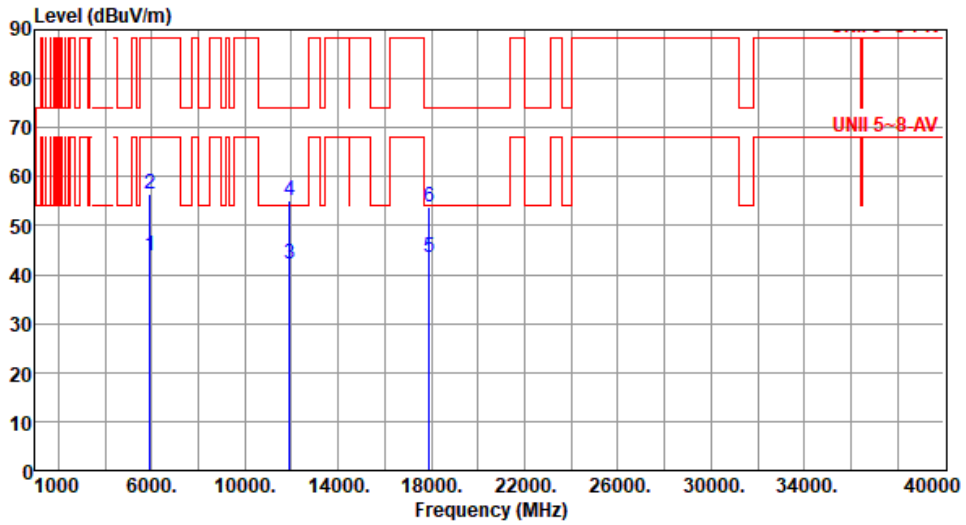

	Freq. MHz	Emission level dBuV/m	Limit dBuV/m	Margin dB	SA reading dBuV	Factor dB/m	Remark	ANT High cm	Turn Table deg
1	5925.00	43.94	68.20	-24.26	42.81	1.13	Average	355	299
2	5925.00	56.54	88.20	-31.66	55.41	1.13	Peak	355	299
3	11930.00	42.11	54.00	-11.89	36.02	6.09	Average	100	67
4	11930.00	55.14	74.00	-18.86	49.05	6.09	Peak	100	67
5	17895.00	43.40	54.00	-10.60	32.42	10.98	Average	100	114
6	17895.00	53.76	74.00	-20.24	42.78	10.98	Peak	100	114

Note 1: Emission Level (dBuV/m) = SA Reading (dBuV) + Factor* (dB/m)
*Factor includes antenna factor , cable loss and amplifier gain
Note 2: Margin (dB) = Emission level (dBuV/m) – Limit (dBuV/m).

Modulation	be EHT40-OFDMA	**Test Freq. (MHz)**	5965
Polarization	Vertical		

Test By :Paul Lin Temperature(℃):24 Humidity(%):64

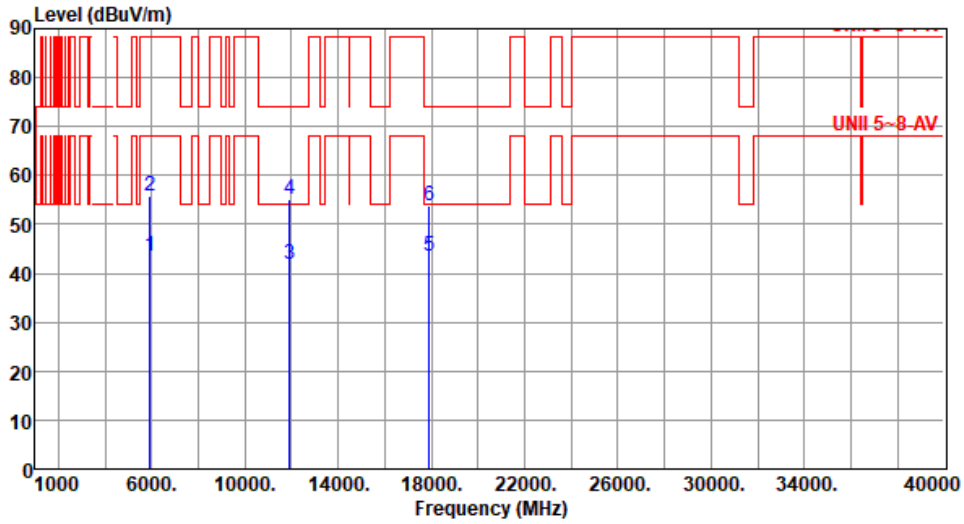

	Freq. MHz	Emission level dBuV/m	Limit dBuV/m	Margin dB	SA reading dBuV	Factor dB/m	Remark	ANT High cm	Turn Table deg
1	5925.00	43.52	68.20	-24.68	42.39	1.13	Average	322	25
2	5925.00	55.92	88.20	-32.28	54.79	1.13	Peak	322	25
3	11930.00	41.80	54.00	-12.20	35.71	6.09	Average	100	72
4	11930.00	54.97	74.00	-19.03	48.88	6.09	Peak	100	72
5	17895.00	43.36	54.00	-10.64	32.38	10.98	Average	100	107
6	17895.00	53.64	74.00	-20.36	42.66	10.98	Peak	100	107

Note 1: Emission Level (dBuV/m) = SA Reading (dBuV) + Factor* (dB/m)
*Factor includes antenna factor , cable loss and amplifier gain
Note 2: Margin (dB) = Emission level (dBuV/m) – Limit (dBuV/m).

Modulation	be EHT40-OFDMA	**Test Freq. (MHz)**	6165
Polarization	Horizontal		

Test By :Paul Lin Temperature(℃):24 Humidity(%):64

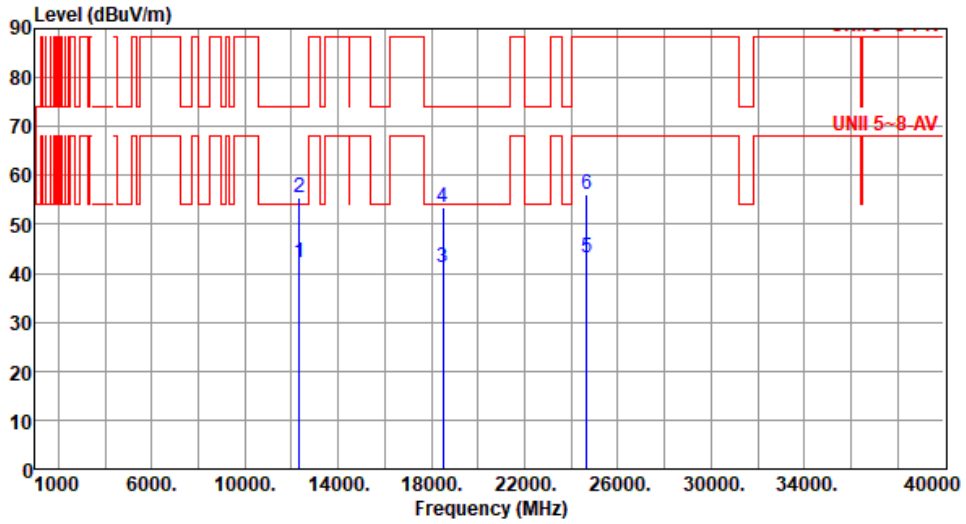

	Freq. MHz	Emission level dBuV/m	Limit dBuV/m	Margin dB	SA reading dBuV	Factor dB/m	Remark	ANT High cm	Turn Table deg
1	12330.00	42.17	54.00	-11.83	36.20	5.97	Average	100	217
2	12330.00	55.41	74.00	-18.59	49.44	5.97	Peak	100	217
3	18495.00	41.03	54.00	-12.97	39.26	1.77	Average	100	142
4	18495.00	53.57	74.00	-20.43	51.80	1.77	Peak	100	142
5	24660.00	43.11	68.20	-25.09	34.79	8.32	Average	100	53
6	24660.00	56.28	88.20	-31.92	47.96	8.32	Peak	100	53

Note 1: Emission Level (dBuV/m) = SA Reading (dBuV) + Factor* (dB/m)
*Factor includes antenna factor , cable loss and amplifier gain
Note 2: Margin (dB) = Emission level (dBuV/m) – Limit (dBuV/m).

Modulation	be EHT40-OFDMA	**Test Freq. (MHz)**	6165
Polarization	Vertical		

Test By :Paul Lin Temperature(℃):24 Humidity(%):64

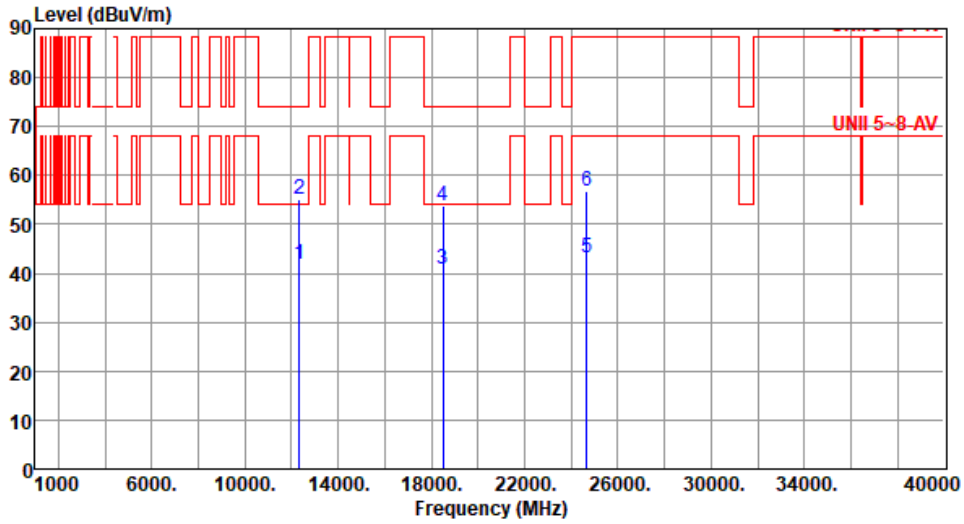

	Freq. MHz	Emission level dBuV/m	Limit dBuV/m	Margin dB	SA reading dBuV	Factor dB/m	Remark	ANT High cm	Turn Table deg
1	12330.00	41.77	54.00	-12.23	35.80	5.97	Average	100	309
2	12330.00	55.08	74.00	-18.92	49.11	5.97	Peak	100	309
3	18495.00	40.85	54.00	-13.15	39.08	1.77	Average	100	83
4	18495.00	53.78	74.00	-20.22	52.01	1.77	Peak	100	83
5	24660.00	43.21	68.20	-24.99	34.89	8.32	Average	100	68
6	24660.00	56.74	88.20	-31.46	48.42	8.32	Peak	100	68

Note 1: Emission Level (dBuV/m) = SA Reading (dBuV) + Factor* (dB/m)
*Factor includes antenna factor , cable loss and amplifier gain
Note 2: Margin (dB) = Emission level (dBuV/m) – Limit (dBuV/m).

Modulation	be EHT40-OFDMA	**Test Freq. (MHz)**	6405
Polarization	Horizontal		

Test By :Paul Lin Temperature(℃):24 Humidity(%):64

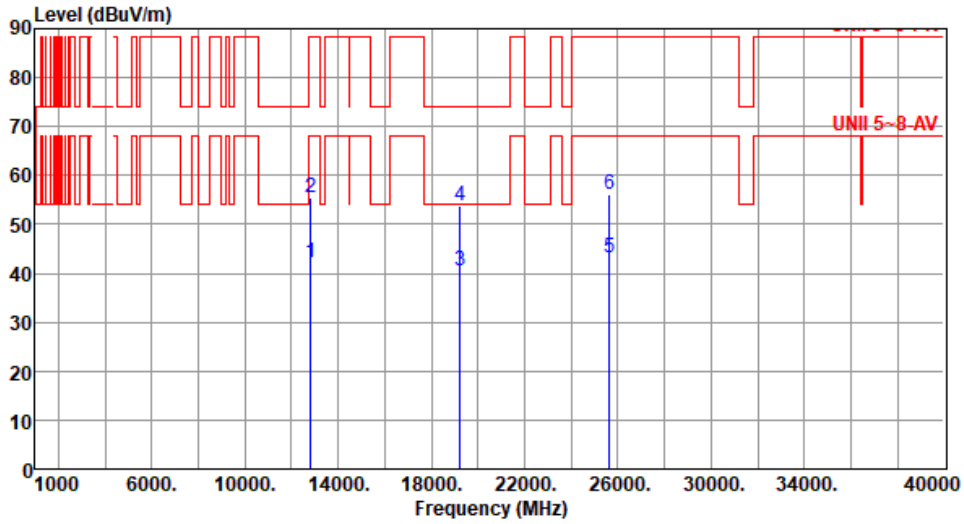

	Freq. MHz	Emission level dBuV/m	Limit dBuV/m	Margin dB	SA reading dBuV	Factor dB/m	Remark	ANT High cm	Turn Table deg
1	12810.00	42.33	68.20	-25.87	36.21	6.12	Average	100	97
2	12810.00	55.36	88.20	-32.84	49.24	6.12	Peak	100	97
3	19215.00	40.63	54.00	-13.37	38.74	1.89	Average	100	99
4	19215.00	53.81	74.00	-20.19	51.92	1.89	Peak	100	99
5	25620.00	43.18	68.20	-25.02	35.12	8.06	Average	100	46
6	25620.00	56.00	88.20	-32.20	47.94	8.06	Peak	100	46

Note 1: Emission Level (dBuV/m) = SA Reading (dBuV) + Factor* (dB/m)
*Factor includes antenna factor , cable loss and amplifier gain
Note 2: Margin (dB) = Emission level (dBuV/m) – Limit (dBuV/m).

Modulation	be EHT40-OFDMA	**Test Freq. (MHz)**	6405
Polarization	Vertical		

Test By :Paul Lin Temperature(℃):24 Humidity(%):64

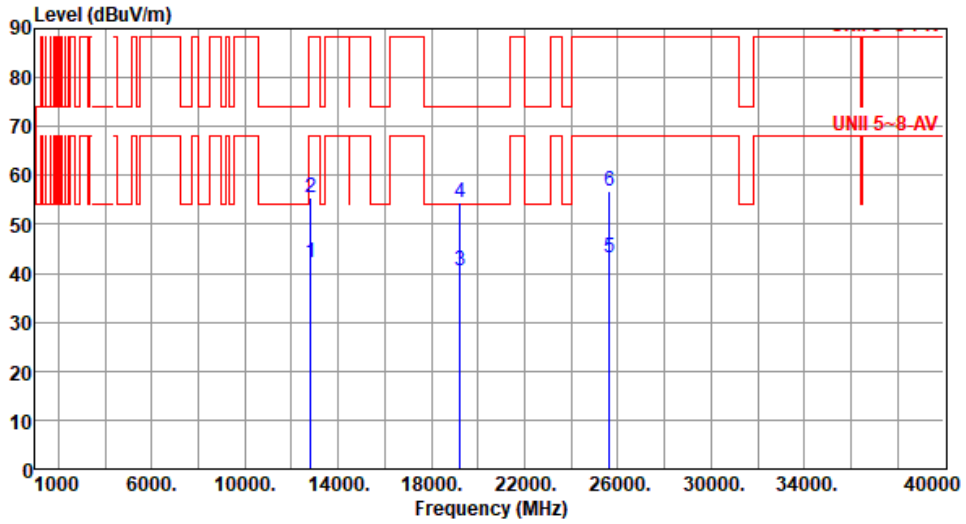

	Freq. MHz	Emission level dBuV/m	Limit dBuV/m	Margin dB	SA reading dBuV	Factor dB/m	Remark	ANT High cm	Turn Table deg
1	12810.00	42.21	68.20	-25.99	36.09	6.12	Average	100	73
2	12810.00	55.41	88.20	-32.79	49.29	6.12	Peak	100	73
3	19215.00	40.36	54.00	-13.64	38.47	1.89	Average	100	255
4	19215.00	54.39	74.00	-19.61	52.50	1.89	Peak	100	255
5	25620.00	43.25	68.20	-24.95	35.19	8.06	Average	100	250
6	25620.00	56.73	88.20	-31.47	48.67	8.06	Peak	100	250

Note 1: Emission Level (dBuV/m) = SA Reading (dBuV) + Factor* (dB/m)
*Factor includes antenna factor , cable loss and amplifier gain
Note 2: Margin (dB) = Emission level (dBuV/m) – Limit (dBuV/m).

Modulation	be EHT40-OFDMA	**Test Freq. (MHz)**	6445
Polarization	Horizontal		

Test By :Paul Lin Temperature(℃):24 Humidity(%):64

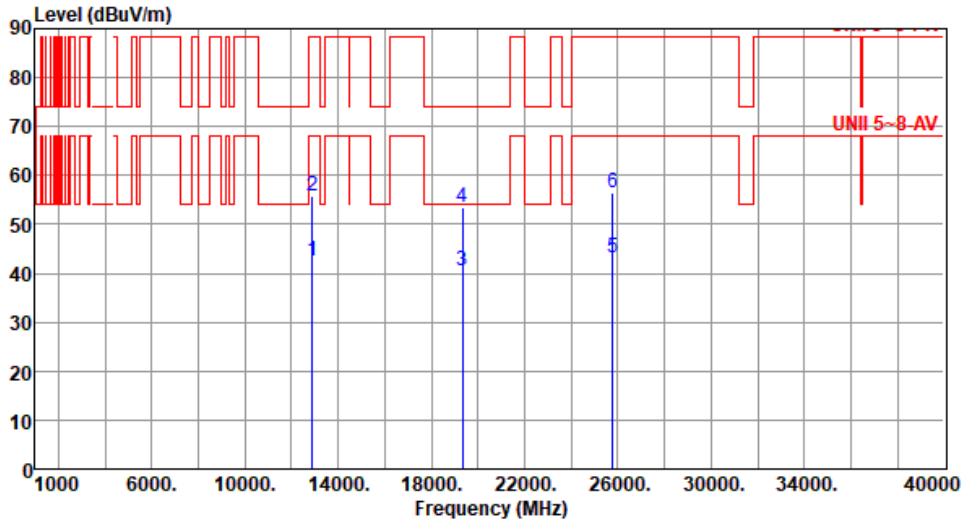

	Freq. MHz	Emission level dBuV/m	Limit dBuV/m	Margin dB	SA reading dBuV	Factor dB/m	Remark	ANT High cm	Turn Table deg
1	12890.00	42.36	68.20	-25.84	36.38	5.98	Average	100	45
2	12890.00	55.67	88.20	-32.53	49.69	5.98	Peak	100	45
3	19335.00	40.58	54.00	-13.42	38.82	1.76	Average	100	295
4	19335.00	53.59	74.00	-20.41	51.83	1.76	Peak	100	295
5	25780.00	43.16	68.20	-25.04	35.14	8.02	Average	100	177
6	25780.00	56.37	88.20	-31.83	48.35	8.02	Peak	100	177

Note 1: Emission Level (dBuV/m) = SA Reading (dBuV) + Factor* (dB/m)
*Factor includes antenna factor , cable loss and amplifier gain
Note 2: Margin (dB) = Emission level (dBuV/m) – Limit (dBuV/m).

Modulation	be EHT40-OFDMA	**Test Freq. (MHz)**	6445
Polarization	Vertical		

Test By :Paul Lin Temperature(℃):24 Humidity(%):64

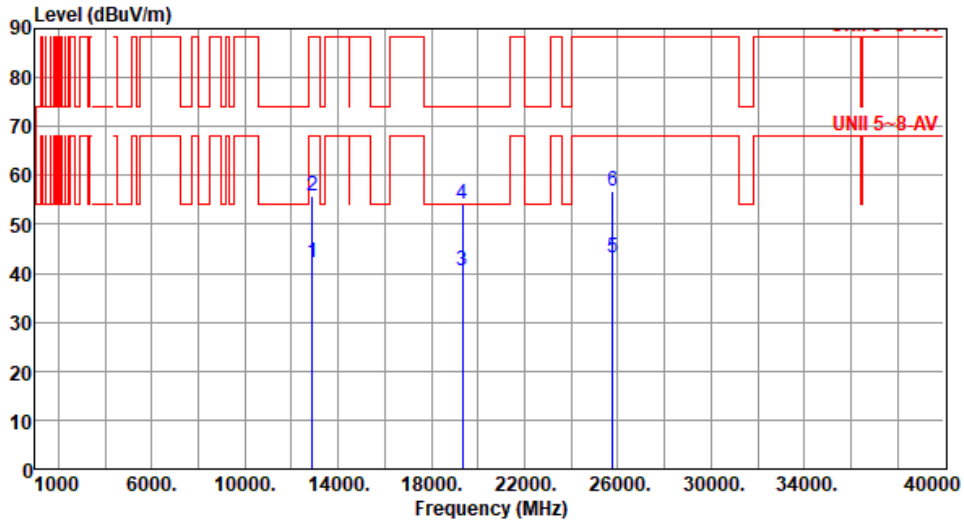

	Freq. MHz	Emission level dBuV/m	Limit dBuV/m	Margin dB	SA reading dBuV	Factor dB/m	Remark	ANT High cm	Turn Table deg
1	12890.00	42.09	68.20	-26.11	36.11	5.98	Average	100	342
2	12890.00	55.67	88.20	-32.53	49.69	5.98	Peak	100	342
3	19335.00	40.38	54.00	-13.62	38.62	1.76	Average	100	101
4	19335.00	54.22	74.00	-19.78	52.46	1.76	Peak	100	101
5	25780.00	43.02	68.20	-25.18	35.00	8.02	Average	100	216
6	25780.00	56.66	88.20	-31.54	48.64	8.02	Peak	100	216

Note 1: Emission Level (dBuV/m) = SA Reading (dBuV) + Factor* (dB/m)
*Factor includes antenna factor , cable loss and amplifier gain
Note 2: Margin (dB) = Emission level (dBuV/m) – Limit (dBuV/m).

Modulation	be EHT40-OFDMA	**Test Freq. (MHz)**	6485
Polarization	Horizontal		

Test By :Paul Lin Temperature(℃):24 Humidity(%):64

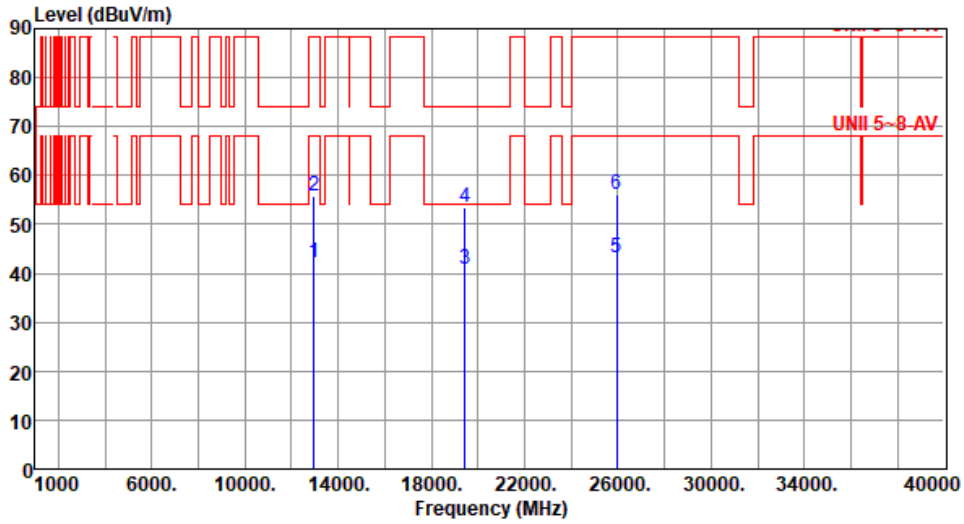

	Freq. MHz	Emission level dBuV/m	Limit dBuV/m	Margin dB	SA reading dBuV	Factor dB/m	Remark	ANT High cm	Turn Table deg
1	12970.00	42.15	68.20	-26.05	36.03	6.12	Average	100	26
2	12970.00	55.69	88.20	-32.51	49.57	6.12	Peak	100	26
3	19455.00	40.89	54.00	-13.11	39.22	1.67	Average	100	280
4	19455.00	53.61	74.00	-20.39	51.94	1.67	Peak	100	280
5	25940.00	43.07	68.20	-25.13	35.00	8.07	Average	100	285
6	25940.00	56.16	88.20	-32.04	48.09	8.07	Peak	100	285

Note 1: Emission Level (dBuV/m) = SA Reading (dBuV) + Factor* (dB/m)
*Factor includes antenna factor , cable loss and amplifier gain
Note 2: Margin (dB) = Emission level (dBuV/m) – Limit (dBuV/m).

Modulation	be EHT40-OFDMA	**Test Freq. (MHz)**	6485
Polarization	Vertical		

Test By :Paul Lin Temperature(℃):24 Humidity(%):64

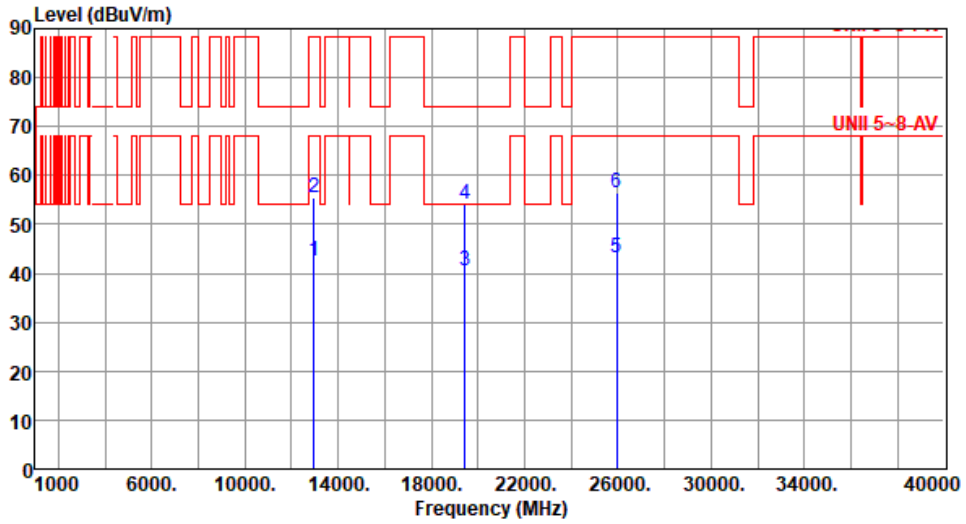

	Freq. MHz	Emission level dBuV/m	Limit dBuV/m	Margin dB	SA reading dBuV	Factor dB/m	Remark	ANT High cm	Turn Table deg
1	12970.00	42.49	68.20	-25.71	36.37	6.12	Average	100	41
2	12970.00	55.53	88.20	-32.67	49.41	6.12	Peak	100	41
3	19455.00	40.36	54.00	-13.64	38.69	1.67	Average	100	10
4	19455.00	54.23	74.00	-19.77	52.56	1.67	Peak	100	10
5	25940.00	43.09	68.20	-25.11	35.02	8.07	Average	100	273
6	25940.00	56.54	88.20	-31.66	48.47	8.07	Peak	100	273

Note 1: Emission Level (dBuV/m) = SA Reading (dBuV) + Factor* (dB/m)
*Factor includes antenna factor , cable loss and amplifier gain
Note 2: Margin (dB) = Emission level (dBuV/m) – Limit (dBuV/m).

Modulation	be EHT40-OFDMA	**Test Freq. (MHz)**	6525
Polarization	Horizontal		

Test By :Paul Lin Temperature(℃):24 Humidity(%):64

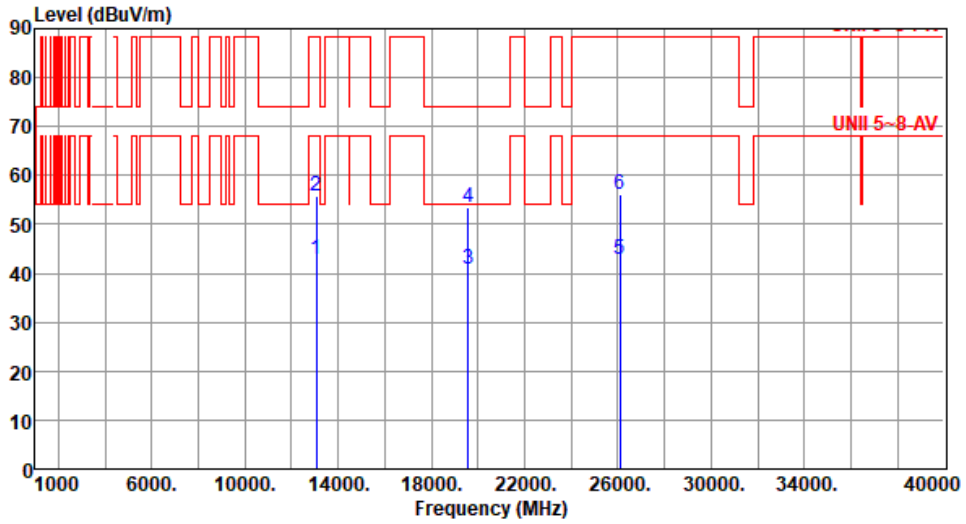

	Freq. MHz	Emission level dBuV/m	Limit dBuV/m	Margin dB	SA reading dBuV	Factor dB/m	Remark	ANT High cm	Turn Table deg
1	13050.00	42.71	68.20	-25.49	36.81	5.90	Average	100	94
2	13050.00	55.84	88.20	-32.36	49.94	5.90	Peak	100	94
3	19575.00	40.99	54.00	-13.01	39.12	1.87	Average	100	135
4	19575.00	53.41	74.00	-20.59	51.54	1.87	Peak	100	135
5	26100.00	42.94	68.20	-25.26	34.86	8.08	Average	100	158
6	26100.00	56.19	88.20	-32.01	48.11	8.08	Peak	100	158

Note 1: Emission Level (dBuV/m) = SA Reading (dBuV) + Factor* (dB/m)
*Factor includes antenna factor , cable loss and amplifier gain
Note 2: Margin (dB) = Emission level (dBuV/m) – Limit (dBuV/m).

Modulation	be EHT40-OFDMA	**Test Freq. (MHz)**	6525
Polarization	Vertical		

Test By :Paul Lin Temperature(℃):24 Humidity(%):64

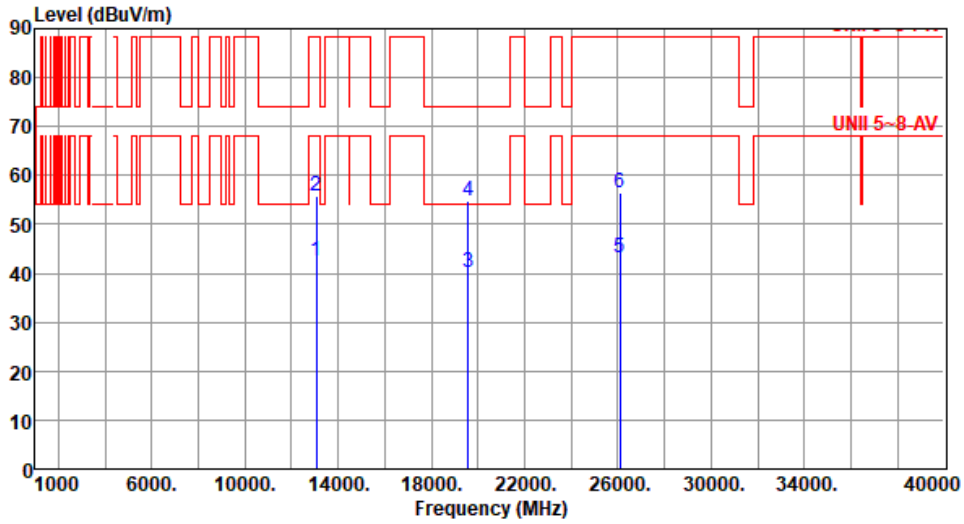

	Freq. MHz	Emission level dBuV/m	Limit dBuV/m	Margin dB	SA reading dBuV	Factor dB/m	Remark	ANT High cm	Turn Table deg
1	13050.00	42.49	68.20	-25.71	36.59	5.90	Average	100	163
2	13050.00	55.83	88.20	-32.37	49.93	5.90	Peak	100	163
3	19575.00	40.34	54.00	-13.66	38.47	1.87	Average	100	304
4	19575.00	54.77	74.00	-19.23	52.90	1.87	Peak	100	304
5	26100.00	43.27	68.20	-24.93	35.19	8.08	Average	100	304
6	26100.00	56.55	88.20	-31.65	48.47	8.08	Peak	100	304

Note 1: Emission Level (dBuV/m) = SA Reading (dBuV) + Factor* (dB/m)
*Factor includes antenna factor , cable loss and amplifier gain
Note 2: Margin (dB) = Emission level (dBuV/m) – Limit (dBuV/m).

Modulation	be EHT40-OFDMA	**Test Freq. (MHz)**	6565
Polarization	Horizontal		

Test By :Paul Lin Temperature(℃):24 Humidity(%):64

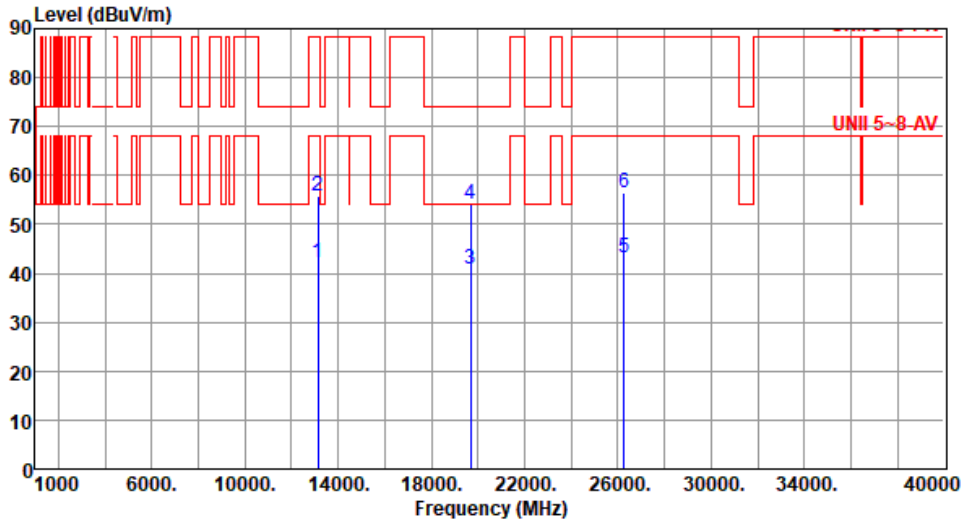

	Freq. MHz	Emission level dBuV/m	Limit dBuV/m	Margin dB	SA reading dBuV	Factor dB/m	Remark	ANT High cm	Turn Table deg
1	13130.00	42.08	68.20	-26.12	36.30	5.78	Average	100	163
2	13130.00	55.69	88.20	-32.51	49.91	5.78	Peak	100	163
3	19695.00	40.72	54.00	-13.28	38.70	2.02	Average	100	31
4	19695.00	54.08	74.00	-19.92	52.06	2.02	Peak	100	31
5	26260.00	43.06	68.20	-25.14	34.78	8.28	Average	100	316
6	26260.00	56.32	88.20	-31.88	48.04	8.28	Peak	100	316

Note 1: Emission Level (dBuV/m) = SA Reading (dBuV) + Factor* (dB/m)
*Factor includes antenna factor , cable loss and amplifier gain
Note 2: Margin (dB) = Emission level (dBuV/m) – Limit (dBuV/m).

Modulation	be EHT40-OFDMA	**Test Freq. (MHz)**	6565
Polarization	Vertical		

Test By :Paul Lin Temperature(℃):24 Humidity(%):64

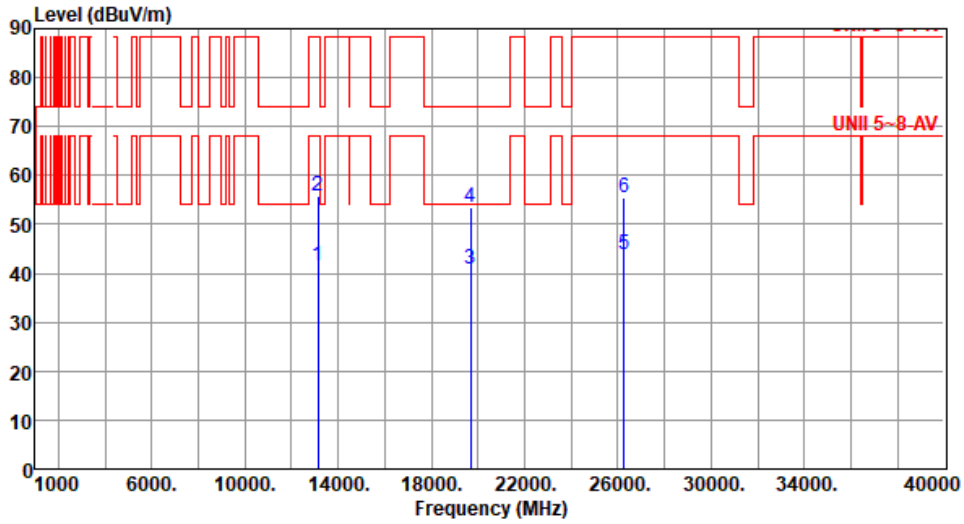

	Freq. MHz	Emission level dBuV/m	Limit dBuV/m	Margin dB	SA reading dBuV	Factor dB/m	Remark	ANT High cm	Turn Table deg
1	13130.00	41.64	68.20	-26.56	35.86	5.78	Average	100	4
2	13130.00	55.84	88.20	-32.36	50.06	5.78	Peak	100	4
3	19695.00	40.88	54.00	-13.12	38.86	2.02	Average	100	20
4	19695.00	53.59	74.00	-20.41	51.57	2.02	Peak	100	20
5	26260.00	43.95	68.20	-24.25	35.67	8.28	Average	100	46
6	26260.00	55.34	88.20	-32.86	47.06	8.28	Peak	100	46

Note 1: Emission Level (dBuV/m) = SA Reading (dBuV) + Factor* (dB/m)
*Factor includes antenna factor , cable loss and amplifier gain
Note 2: Margin (dB) = Emission level (dBuV/m) – Limit (dBuV/m).

Modulation	be EHT40-OFDMA	**Test Freq. (MHz)**	6725
Polarization	Horizontal		

Test By :Paul Lin Temperature(℃):24 Humidity(%):64

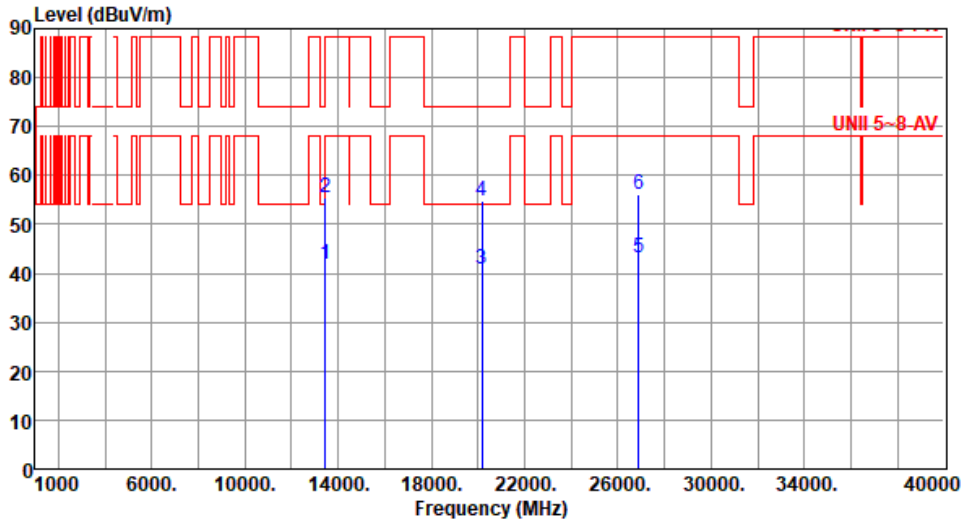

	Freq. MHz	Emission level dBuV/m	Limit dBuV/m	Margin dB	SA reading dBuV	Factor dB/m	Remark	ANT High cm	Turn Table deg
1	13450.00	41.82	68.20	-26.38	35.81	6.01	Average	100	45
2	13450.00	55.48	88.20	-32.72	49.47	6.01	Peak	100	45
3	20175.00	40.84	54.00	-13.16	38.16	2.68	Average	100	67
4	20175.00	54.68	74.00	-19.32	52.00	2.68	Peak	100	67
5	26900.00	43.29	68.20	-24.91	34.83	8.46	Average	100	132
6	26900.00	56.25	88.20	-31.95	47.79	8.46	Peak	100	132

Note 1: Emission Level (dBuV/m) = SA Reading (dBuV) + Factor* (dB/m)
*Factor includes antenna factor , cable loss and amplifier gain
Note 2: Margin (dB) = Emission level (dBuV/m) – Limit (dBuV/m).

Modulation	be EHT40-OFDMA	**Test Freq. (MHz)**	6725
Polarization	Vertical		

Test By :Paul Lin Temperature(℃):24 Humidity(%):64

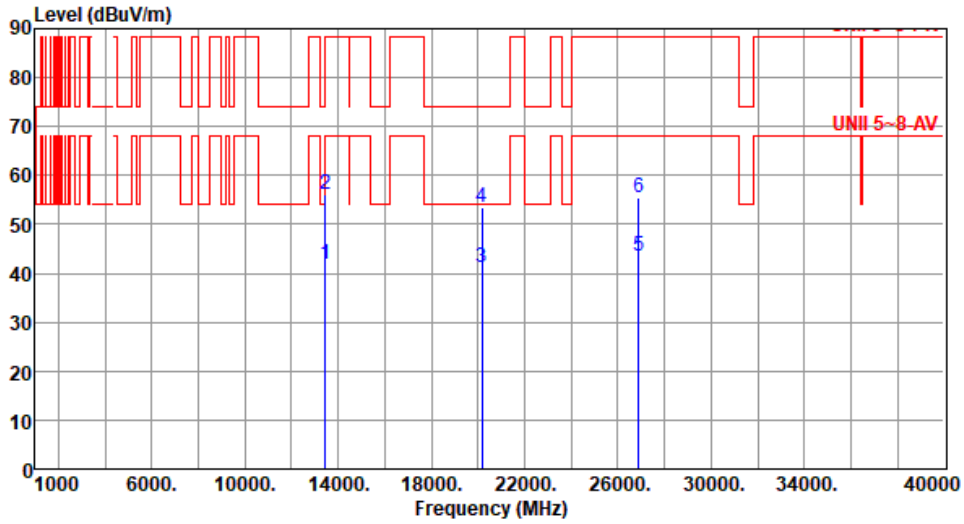

	Freq. MHz	Emission level dBuV/m	Limit dBuV/m	Margin dB	SA reading dBuV	Factor dB/m	Remark	ANT High cm	Turn Table deg
1	13450.00	41.74	68.20	-26.46	35.73	6.01	Average	100	229
2	13450.00	56.00	88.20	-32.20	49.99	6.01	Peak	100	229
3	20175.00	41.07	54.00	-12.93	38.39	2.68	Average	100	322
4	20175.00	53.55	74.00	-20.45	50.87	2.68	Peak	100	322
5	26900.00	43.44	68.20	-24.76	34.98	8.46	Average	100	138
6	26900.00	55.49	88.20	-32.71	47.03	8.46	Peak	100	138

Note 1: Emission Level (dBuV/m) = SA Reading (dBuV) + Factor* (dB/m)
*Factor includes antenna factor , cable loss and amplifier gain
Note 2: Margin (dB) = Emission level (dBuV/m) – Limit (dBuV/m).

Modulation	be EHT40-OFDMA	**Test Freq. (MHz)**	6845
Polarization	Horizontal		

Test By :Paul Lin Temperature(℃):24 Humidity(%):64

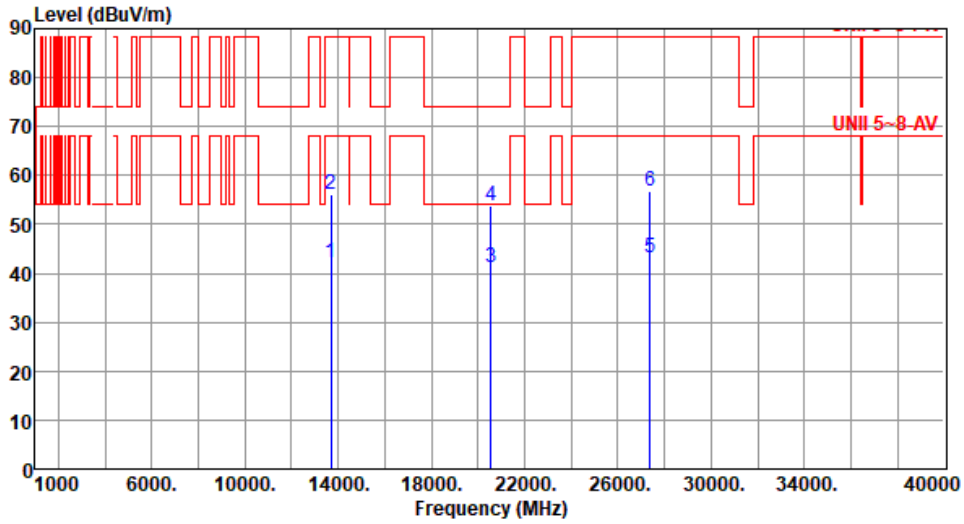

	Freq. MHz	Emission level dBuV/m	Limit dBuV/m	Margin dB	SA reading dBuV	Factor dB/m	Remark	ANT High cm	Turn Table deg
1	13690.00	42.24	68.20	-25.96	36.24	6.00	Average	100	143
2	13690.00	56.08	88.20	-32.12	50.08	6.00	Peak	100	143
3	20535.00	41.22	54.00	-12.78	38.16	3.06	Average	100	186
4	20535.00	53.89	74.00	-20.11	50.83	3.06	Peak	100	186
5	27380.00	43.29	68.20	-24.91	34.82	8.47	Average	100	28
6	27380.00	56.69	88.20	-31.51	48.22	8.47	Peak	100	28

Note 1: Emission Level (dBuV/m) = SA Reading (dBuV) + Factor* (dB/m)
*Factor includes antenna factor , cable loss and amplifier gain
Note 2: Margin (dB) = Emission level (dBuV/m) – Limit (dBuV/m).

Modulation	be EHT40-OFDMA	**Test Freq. (MHz)**	6845
Polarization	Vertical		

Test By :Paul Lin Temperature(℃):24 Humidity(%):64

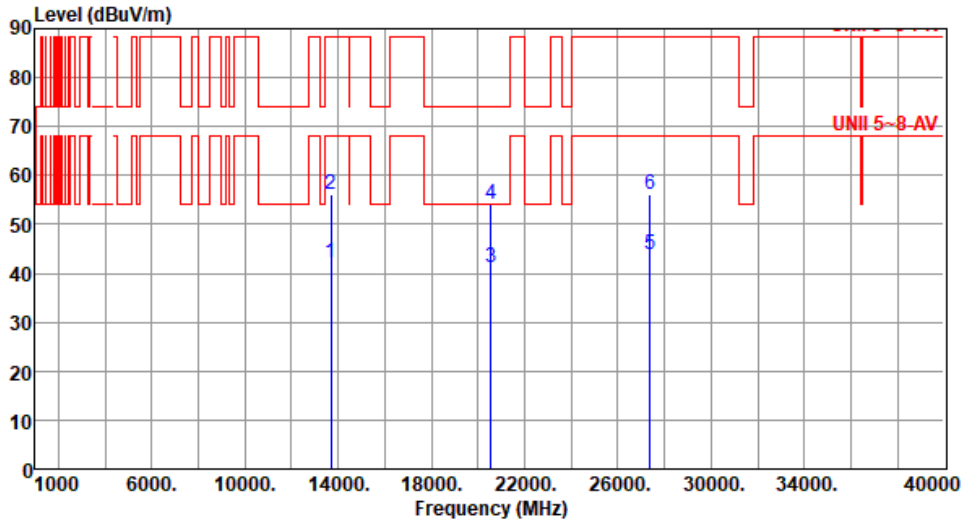

	Freq. MHz	Emission level dBuV/m	Limit dBuV/m	Margin dB	SA reading dBuV	Factor dB/m	Remark	ANT High cm	Turn Table deg
1	13690.00	42.17	68.20	-26.03	36.17	6.00	Average	100	162
2	13690.00	56.22	88.20	-31.98	50.22	6.00	Peak	100	162
3	20535.00	41.28	54.00	-12.72	38.22	3.06	Average	100	170
4	20535.00	54.08	74.00	-19.92	51.02	3.06	Peak	100	170
5	27380.00	43.86	68.20	-24.34	35.39	8.47	Average	100	317
6	27380.00	56.09	88.20	-32.11	47.62	8.47	Peak	100	317

Note 1: Emission Level (dBuV/m) = SA Reading (dBuV) + Factor* (dB/m)
*Factor includes antenna factor , cable loss and amplifier gain
Note 2: Margin (dB) = Emission level (dBuV/m) – Limit (dBuV/m).

Modulation	be EHT40-OFDMA	**Test Freq. (MHz)**	6885
Polarization	Horizontal		

Test By :Paul Lin Temperature(℃):24 Humidity(%):64

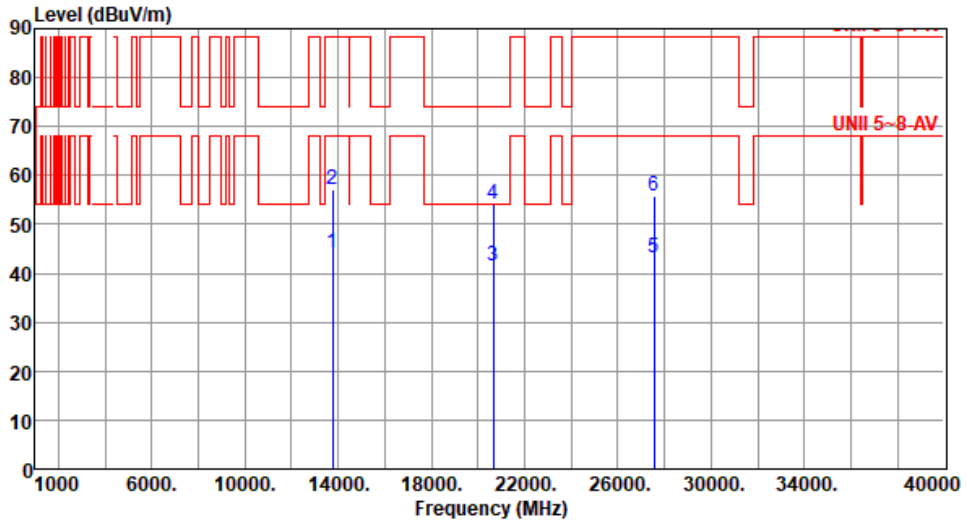

	Freq. MHz	Emission level dBuV/m	Limit dBuV/m	Margin dB	SA reading dBuV	Factor dB/m	Remark	ANT High cm	Turn Table deg
1	13770.00	44.08	68.20	-24.12	37.96	6.12	Average	100	242
2	13770.00	57.26	88.20	-30.94	51.14	6.12	Peak	100	242
3	20655.00	41.40	54.00	-12.60	38.19	3.21	Average	100	257
4	20655.00	54.26	74.00	-19.74	51.05	3.21	Peak	100	46
5	27540.00	43.26	68.20	-24.94	34.73	8.53	Average	100	311
6	27540.00	55.66	88.20	-32.54	47.13	8.53	Peak	100	311

Note 1: Emission Level (dBuV/m) = SA Reading (dBuV) + Factor* (dB/m)
*Factor includes antenna factor , cable loss and amplifier gain
Note 2: Margin (dB) = Emission level (dBuV/m) – Limit (dBuV/m).

Modulation	be EHT40-OFDMA	**Test Freq. (MHz)**	6885
Polarization	Vertical		

Test By :Paul Lin Temperature(℃):24 Humidity(%):64

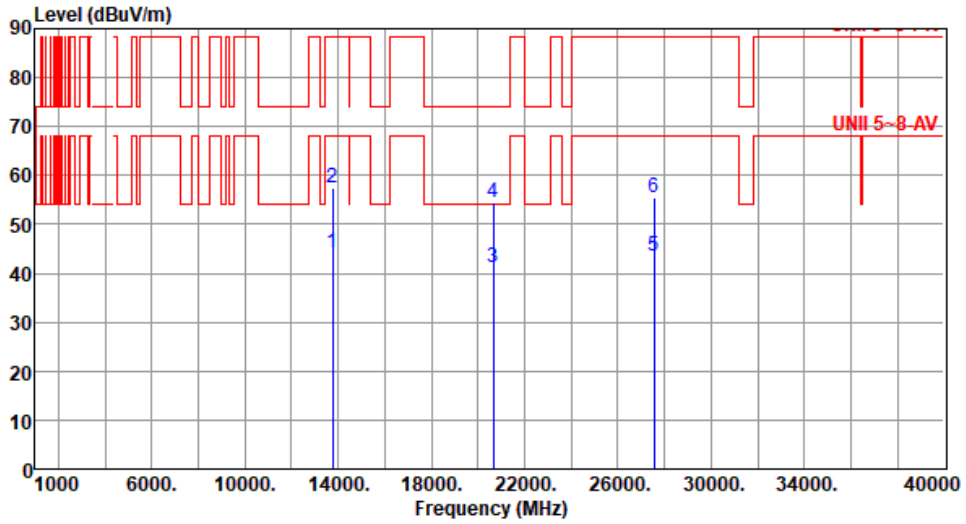

	Freq. MHz	Emission level dBuV/m	Limit dBuV/m	Margin dB	SA reading dBuV	Factor dB/m	Remark	ANT High cm	Turn Table deg
1	13770.00	44.06	68.20	-24.14	37.94	6.12	Average	100	253
2	13770.00	57.43	88.20	-30.77	51.31	6.12	Peak	100	253
3	20655.00	41.26	54.00	-12.74	38.05	3.21	Average	100	172
4	20655.00	54.52	74.00	-19.48	51.31	3.21	Peak	100	172
5	27540.00	43.53	68.20	-24.67	35.00	8.53	Average	100	265
6	27540.00	55.49	88.20	-32.71	46.96	8.53	Peak	100	265

Note 1: Emission Level (dBuV/m) = SA Reading (dBuV) + Factor* (dB/m)
*Factor includes antenna factor , cable loss and amplifier gain
Note 2: Margin (dB) = Emission level (dBuV/m) – Limit (dBuV/m).

Modulation	be EHT40-OFDMA	**Test Freq. (MHz)**	6925
Polarization	Horizontal		

Test By :Paul Lin Temperature(℃):24 Humidity(%):64

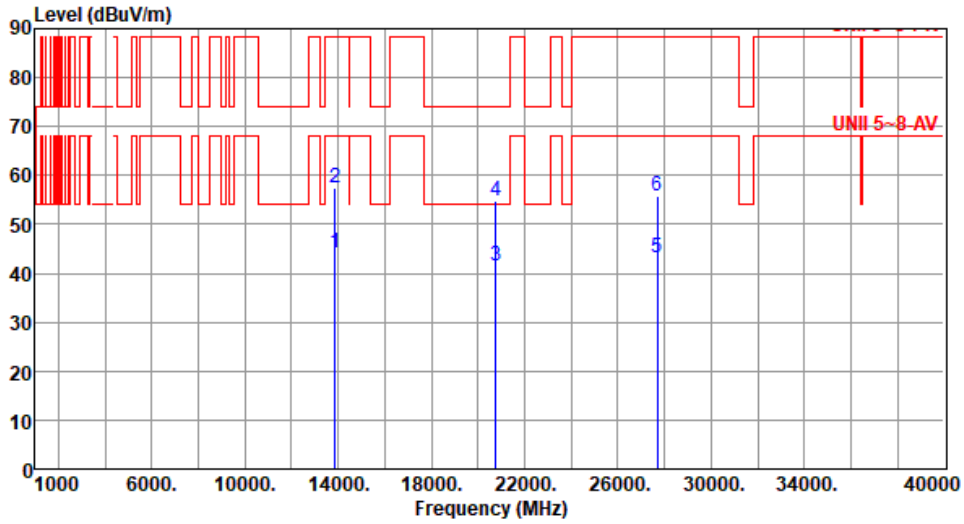

	Freq. MHz	Emission level dBuV/m	Limit dBuV/m	Margin dB	SA reading dBuV	Factor dB/m	Remark	ANT High cm	Turn Table deg
1	13850.00	44.06	68.20	-24.14	38.01	6.05	Average	100	175
2	13850.00	57.33	88.20	-30.87	51.28	6.05	Peak	100	175
3	20775.00	41.59	54.00	-12.41	38.22	3.37	Average	100	48
4	20775.00	54.84	74.00	-19.16	51.47	3.37	Peak	100	48
5	27700.00	43.23	68.20	-24.97	34.62	8.61	Average	100	158
6	27700.00	55.74	88.20	-32.46	47.13	8.61	Peak	100	158

Note 1: Emission Level (dBuV/m) = SA Reading (dBuV) + Factor* (dB/m)
*Factor includes antenna factor , cable loss and amplifier gain
Note 2: Margin (dB) = Emission level (dBuV/m) – Limit (dBuV/m).

Modulation	be EHT40-OFDMA	**Test Freq. (MHz)**	6925
Polarization	Vertical		

Test By :Paul Lin Temperature(℃):24 Humidity(%):64

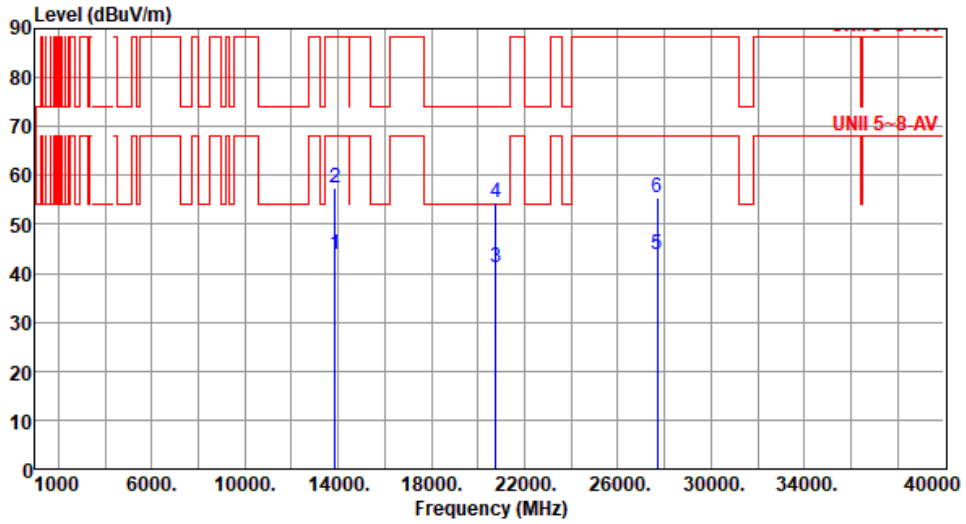

	Freq. MHz	Emission level dBuV/m	Limit dBuV/m	Margin dB	SA reading dBuV	Factor dB/m	Remark	ANT High cm	Turn Table deg
1	13850.00	43.96	68.20	-24.24	37.91	6.05	Average	100	49
2	13850.00	57.34	88.20	-30.86	51.29	6.05	Peak	100	49
3	20775.00	41.23	54.00	-12.77	37.86	3.37	Average	100	3
4	20775.00	54.50	74.00	-19.50	51.13	3.37	Peak	100	3
5	27700.00	43.85	68.20	-24.35	35.24	8.61	Average	100	12
6	27700.00	55.49	88.20	-32.71	46.88	8.61	Peak	100	12

Note 1: Emission Level (dBuV/m) = SA Reading (dBuV) + Factor* (dB/m)
*Factor includes antenna factor , cable loss and amplifier gain
Note 2: Margin (dB) = Emission level (dBuV/m) – Limit (dBuV/m).

Modulation	be EHT40-OFDMA	**Test Freq. (MHz)**	7005
Polarization	Horizontal		

Test By :Paul Lin Temperature(℃):24 Humidity(%):64

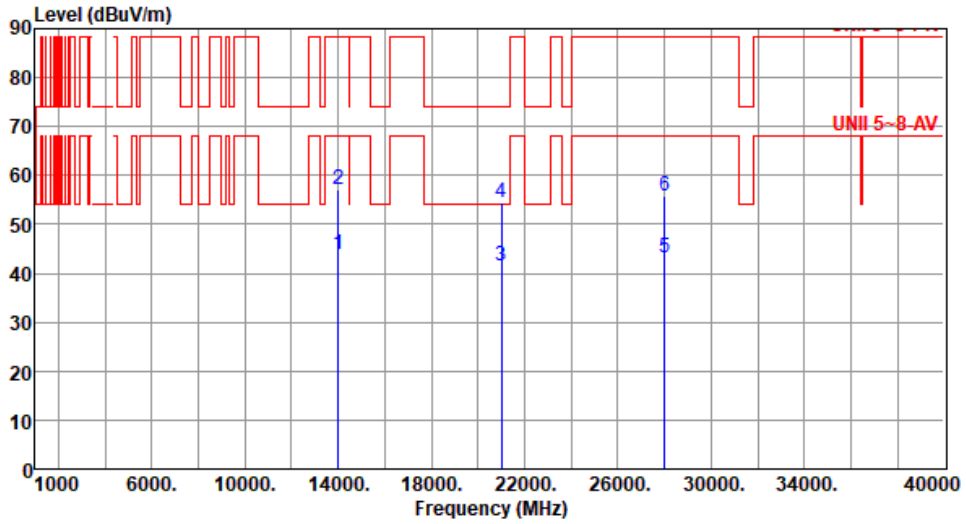

	Freq. MHz	Emission level dBuV/m	Limit dBuV/m	Margin dB	SA reading dBuV	Factor dB/m	Remark	ANT High cm	Turn Table deg
1	14010.00	43.99	68.20	-24.21	37.24	6.75	Average	100	306
2	14010.00	57.15	88.20	-31.05	50.40	6.75	Peak	100	306
3	21015.00	41.38	54.00	-12.62	37.59	3.79	Average	100	302
4	21015.00	54.59	74.00	-19.41	50.80	3.79	Peak	100	302
5	28020.00	43.29	68.20	-24.91	34.42	8.87	Average	100	214
6	28020.00	55.88	88.20	-32.32	47.01	8.87	Peak	100	214

Note 1: Emission Level (dBuV/m) = SA Reading (dBuV) + Factor* (dB/m)
*Factor includes antenna factor , cable loss and amplifier gain
Note 2: Margin (dB) = Emission level (dBuV/m) – Limit (dBuV/m).

Modulation	be EHT40-OFDMA	**Test Freq. (MHz)**	7005
Polarization	Vertical		

Test By :Paul Lin Temperature(℃):24 Humidity(%):64

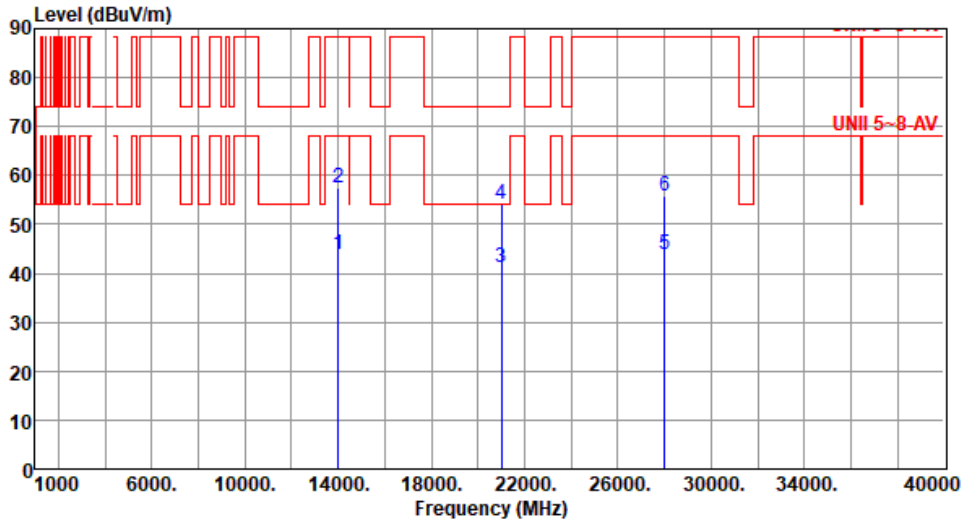

	Freq. MHz	Emission level dBuV/m	Limit dBuV/m	Margin dB	SA reading dBuV	Factor dB/m	Remark	ANT High cm	Turn Table deg
1	14010.00	43.93	68.20	-24.27	37.18	6.75	Average	100	85
2	14010.00	57.38	88.20	-30.82	50.63	6.75	Peak	100	85
3	21015.00	41.27	54.00	-12.73	37.48	3.79	Average	100	145
4	21015.00	54.11	74.00	-19.89	50.32	3.79	Peak	100	145
5	28020.00	43.85	68.20	-24.35	34.98	8.87	Average	100	210
6	28020.00	55.68	88.20	-32.52	46.81	8.87	Peak	100	210

Note 1: Emission Level (dBuV/m) = SA Reading (dBuV) + Factor* (dB/m)
*Factor includes antenna factor , cable loss and amplifier gain
Note 2: Margin (dB) = Emission level (dBuV/m) – Limit (dBuV/m).

Modulation	be EHT40-OFDMA	**Test Freq. (MHz)**	7085
Polarization	Horizontal		

Test By :Paul Lin Temperature(℃):24 Humidity(%):64

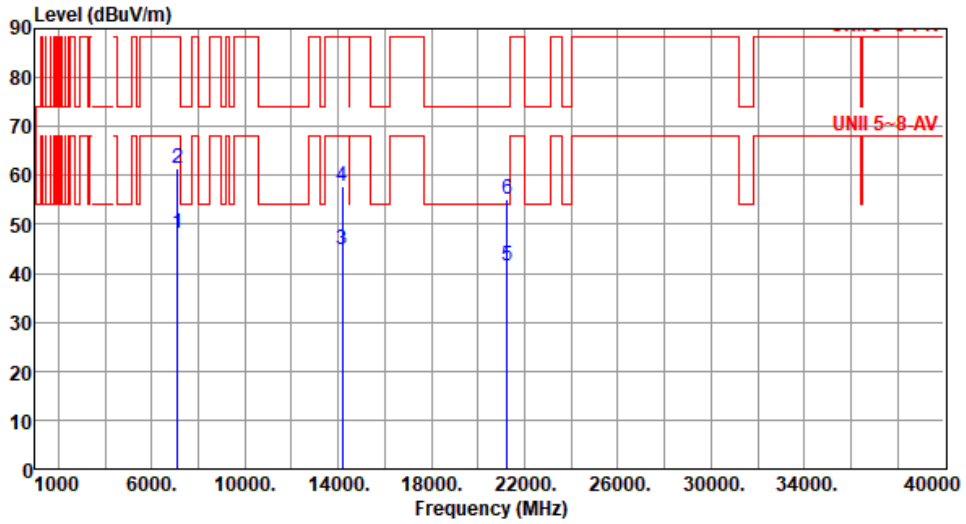

	Freq. MHz	Emission level dBuV/m	Limit dBuV/m	Margin dB	SA reading dBuV	Factor dB/m	Remark	ANT High cm	Turn Table deg
1	7125.00	48.31	68.20	-19.89	43.45	4.86	Average	170	276
2	7125.00	61.32	88.20	-26.88	56.46	4.86	Peak	170	276
3	14170.00	44.70	68.20	-23.50	37.91	6.79	Average	100	43
4	14170.00	57.81	88.20	-30.39	51.02	6.79	Peak	100	43
5	21255.00	41.66	54.00	-12.34	37.51	4.15	Average	100	98
6	21255.00	55.03	74.00	-18.97	50.88	4.15	Peak	100	98

Note 1: Emission Level (dBuV/m) = SA Reading (dBuV) + Factor* (dB/m)
*Factor includes antenna factor , cable loss and amplifier gain
Note 2: Margin (dB) = Emission level (dBuV/m) – Limit (dBuV/m).

Modulation	be EHT40-OFDMA	**Test Freq. (MHz)**	7085
Polarization	Vertical		

Test By :Paul Lin Temperature(℃):24 Humidity(%):64

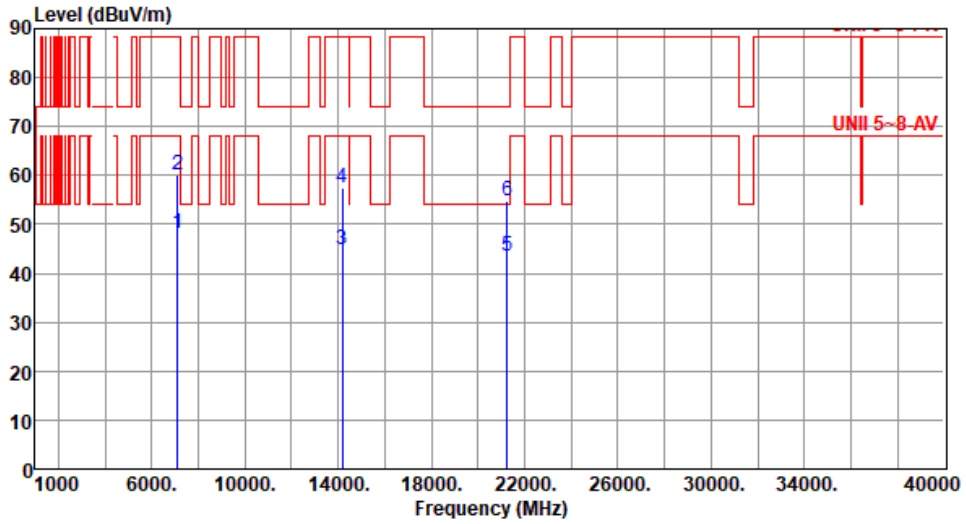

	Freq. MHz	Emission level dBuV/m	Limit dBuV/m	Margin dB	SA reading dBuV	Factor dB/m	Remark	ANT High cm	Turn Table deg
1	7125.00	48.01	68.20	-20.19	43.15	4.86	Average	263	349
2	7125.00	60.25	88.20	-27.95	55.39	4.86	Peak	263	349
3	14170.00	44.71	68.20	-23.49	37.92	6.79	Average	100	51
4	14170.00	57.60	88.20	-30.60	50.81	6.79	Peak	100	51
5	21255.00	43.53	54.00	-10.47	39.38	4.15	Average	100	174
6	21255.00	54.73	74.00	-19.27	50.58	4.15	Peak	100	174

Note 1: Emission Level (dBuV/m) = SA Reading (dBuV) + Factor* (dB/m)
*Factor includes antenna factor , cable loss and amplifier gain
Note 2: Margin (dB) = Emission level (dBuV/m) – Limit (dBuV/m).

Unwanted Emissions (Above 1GHz) for be EHT80-OFDMA

Modulation	be EHT80-OFDMA	**Test Freq. (MHz)**	5985
Polarization	Horizontal		

Test By :Paul Lin Temperature(℃):24 Humidity(%):64

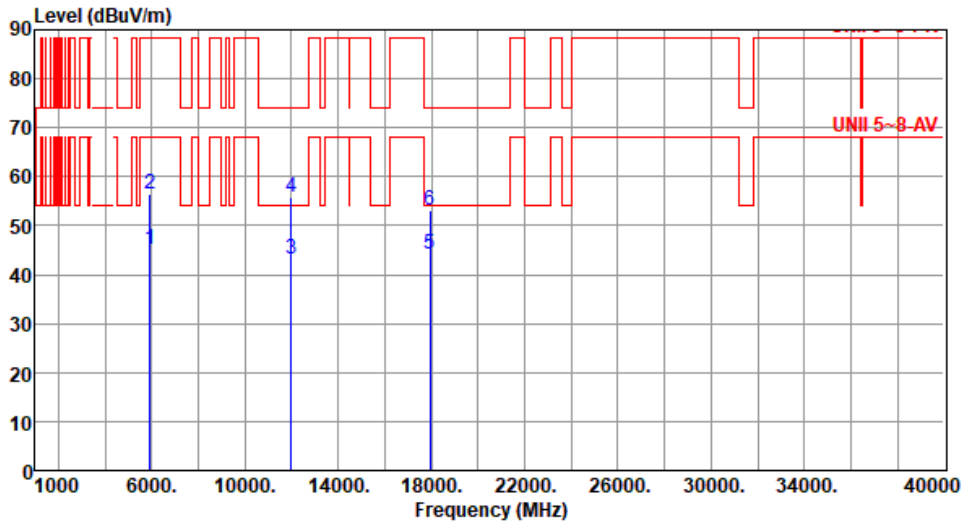

	Freq. MHz	Emission level dBuV/m	Limit dBuV/m	Margin dB	SA reading dBuV	Factor dB/m	Remark	ANT High cm	Turn Table deg
1	5925.00	45.12	68.20	-23.08	43.99	1.13	Average	352	291
2	5925.00	56.32	88.20	-31.88	55.19	1.13	Peak	352	291
3	11970.00	43.06	54.00	-10.94	36.89	6.17	Average	100	94
4	11970.00	55.84	74.00	-18.16	49.67	6.17	Peak	100	94
5	17955.00	44.16	54.00	-9.84	32.31	11.85	Average	100	341
6	17955.00	53.06	74.00	-20.94	41.21	11.85	Peak	100	341

Note 1: Emission Level (dBuV/m) = SA Reading (dBuV) + Factor* (dB/m)
*Factor includes antenna factor , cable loss and amplifier gain
Note 2: Margin (dB) = Emission level (dBuV/m) – Limit (dBuV/m).

Modulation	be EHT80-OFDMA	**Test Freq. (MHz)**	5985
Polarization	Vertical		

Test By :Paul Lin Temperature(℃):24 Humidity(%):64

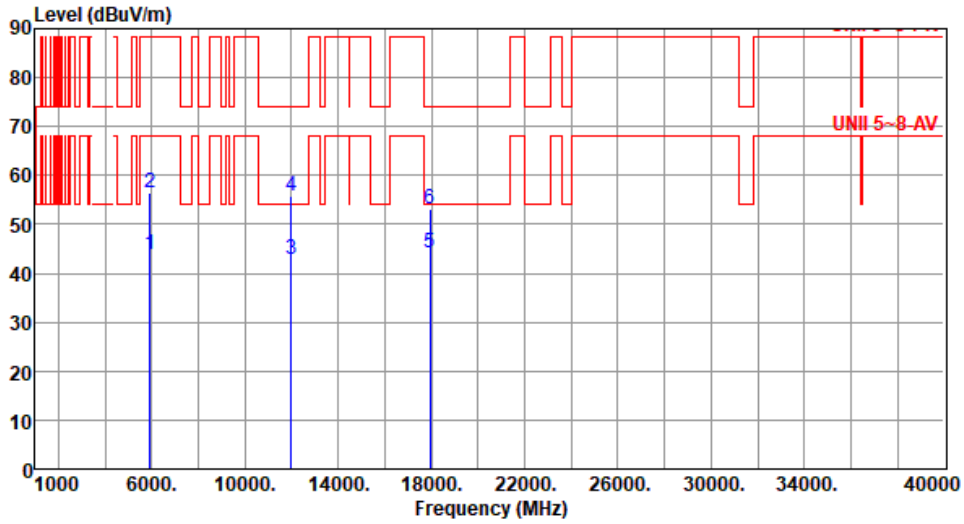

	Freq. MHz	Emission level dBuV/m	Limit dBuV/m	Margin dB	SA reading dBuV	Factor dB/m	Remark	ANT High cm	Turn Table deg
1	5925.00	43.81	68.20	-24.39	42.68	1.13	Average	372	351
2	5925.00	56.33	88.20	-31.87	55.20	1.13	Peak	372	351
3	11970.00	42.95	54.00	-11.05	36.78	6.17	Average	100	114
4	11970.00	55.69	74.00	-18.31	49.52	6.17	Peak	100	114
5	17955.00	44.09	54.00	-9.91	32.24	11.85	Average	100	255
6	17955.00	53.03	74.00	-20.97	41.18	11.85	Peak	100	255

Note 1: Emission Level (dBuV/m) = SA Reading (dBuV) + Factor* (dB/m)
*Factor includes antenna factor , cable loss and amplifier gain
Note 2: Margin (dB) = Emission level (dBuV/m) – Limit (dBuV/m).

Modulation	be EHT80-OFDMA	**Test Freq. (MHz)**	6145
Polarization	Horizontal		

Test By :Paul Lin Temperature(℃):24 Humidity(%):64

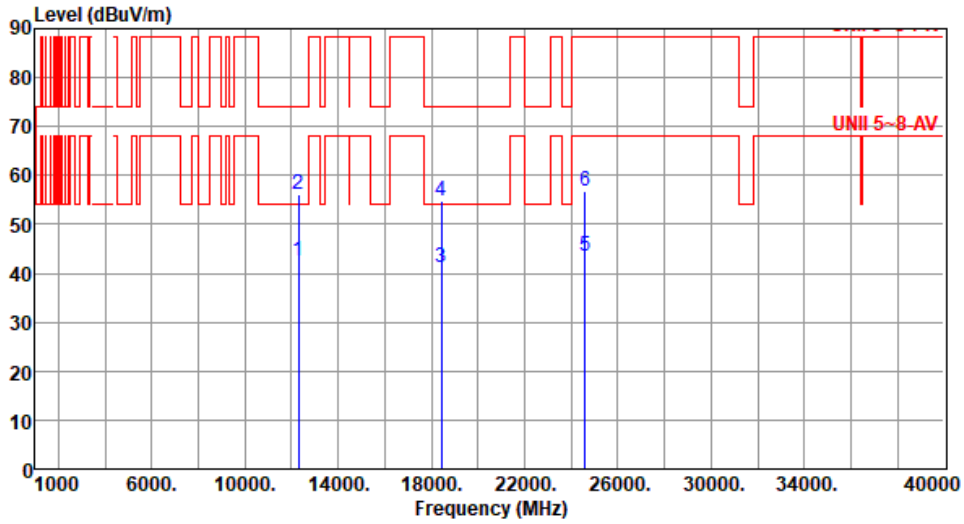

	Freq. MHz	Emission level dBuV/m	Limit dBuV/m	Margin dB	SA reading dBuV	Factor dB/m	Remark	ANT High cm	Turn Table deg
1	12290.00	42.67	54.00	-11.33	36.48	6.19	Average	100	247
2	12290.00	56.11	74.00	-17.89	49.92	6.19	Peak	100	247
3	18435.00	41.03	54.00	-12.97	39.34	1.69	Average	100	97
4	18435.00	54.93	74.00	-19.07	53.24	1.69	Peak	100	97
5	24580.00	43.56	68.20	-24.64	35.36	8.20	Average	100	316
6	24580.00	56.66	88.20	-31.54	48.46	8.20	Peak	100	316

Note 1: Emission Level (dBuV/m) = SA Reading (dBuV) + Factor* (dB/m)
*Factor includes antenna factor , cable loss and amplifier gain
Note 2: Margin (dB) = Emission level (dBuV/m) – Limit (dBuV/m).

Modulation	be EHT80-OFDMA	**Test Freq. (MHz)**	6145
Polarization	Vertical		

Test By :Paul Lin Temperature(℃):24 Humidity(%):64

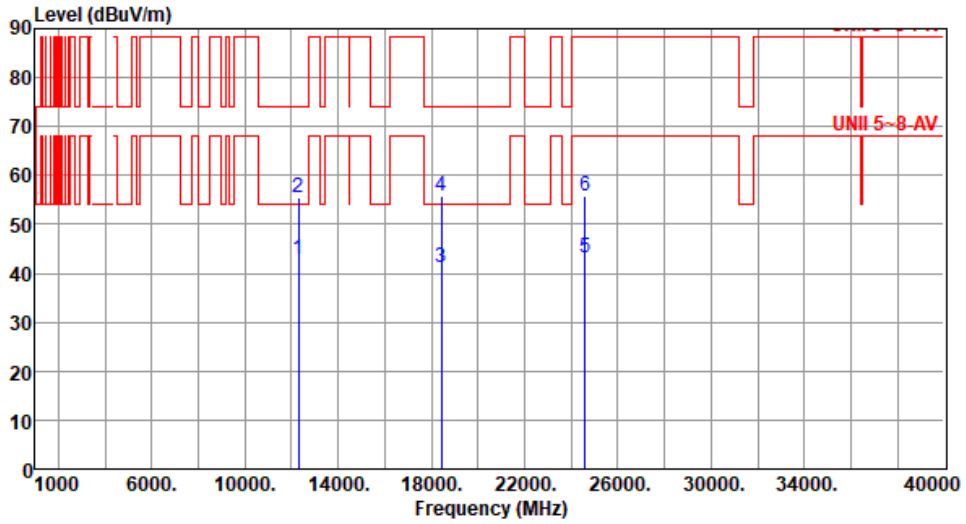

	Freq. MHz	Emission level dBuV/m	Limit dBuV/m	Margin dB	SA reading dBuV	Factor dB/m	Remark	ANT High cm	Turn Table deg
1	12290.00	42.95	54.00	-11.05	36.76	6.19	Average	100	218
2	12290.00	55.39	74.00	-18.61	49.20	6.19	Peak	100	218
3	18435.00	41.29	54.00	-12.71	39.60	1.69	Average	100	56
4	18435.00	55.64	74.00	-18.36	53.95	1.69	Peak	100	56
5	24580.00	43.25	68.20	-24.95	35.05	8.20	Average	100	239
6	24580.00	55.91	88.20	-32.29	47.71	8.20	Peak	100	239

Note 1: Emission Level (dBuV/m) = SA Reading (dBuV) + Factor* (dB/m)
*Factor includes antenna factor , cable loss and amplifier gain
Note 2: Margin (dB) = Emission level (dBuV/m) – Limit (dBuV/m).

Modulation	be EHT80-OFDMA	**Test Freq. (MHz)**	6385
Polarization	Horizontal		

Test By :Paul Lin Temperature(℃):24 Humidity(%):64

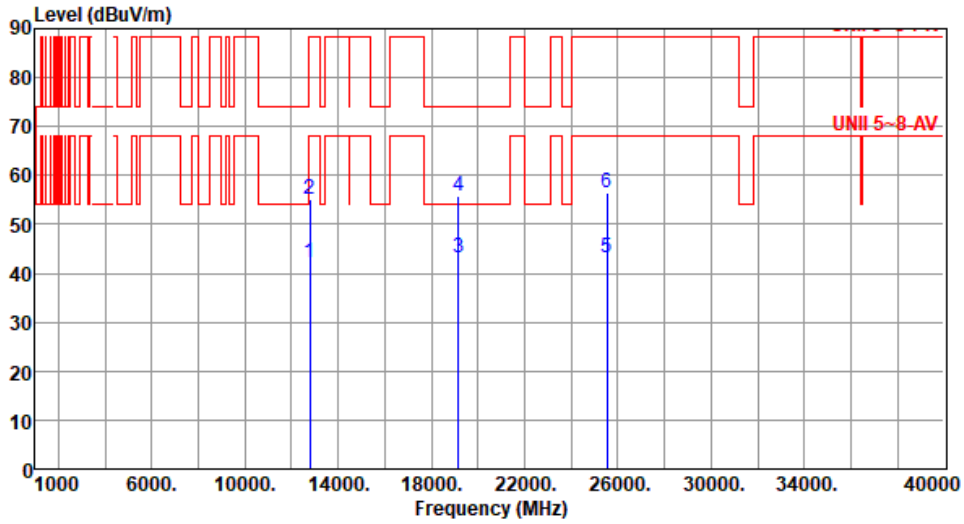

	Freq. MHz	Emission level dBuV/m	Limit dBuV/m	Margin dB	SA reading dBuV	Factor dB/m	Remark	ANT High cm	Turn Table deg
1	12770.00	42.14	68.20	-26.06	36.25	5.89	Average	100	156
2	12770.00	55.15	88.20	-33.05	49.26	5.89	Peak	100	156
3	19155.00	43.03	54.00	-10.97	41.16	1.87	Average	100	61
4	19155.00	55.76	74.00	-18.24	53.89	1.87	Peak	100	61
5	25540.00	43.14	68.20	-25.06	35.04	8.10	Average	100	48
6	25540.00	56.35	88.20	-31.85	48.25	8.10	Peak	100	48

Note 1: Emission Level (dBuV/m) = SA Reading (dBuV) + Factor* (dB/m)
*Factor includes antenna factor , cable loss and amplifier gain
Note 2: Margin (dB) = Emission level (dBuV/m) – Limit (dBuV/m).

Modulation	be EHT80-OFDMA	**Test Freq. (MHz)**	6385
Polarization	Vertical		

Test By :Paul Lin Temperature(℃):24 Humidity(%):64

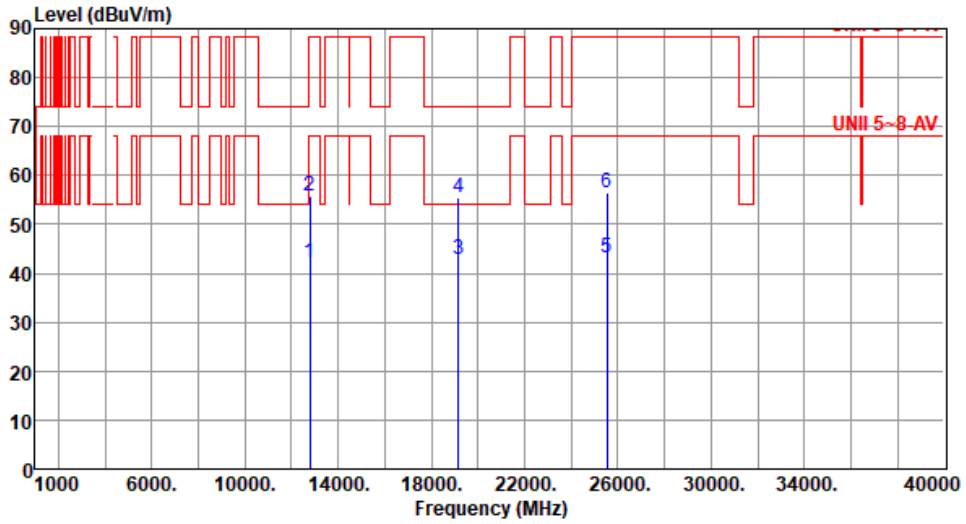

	Freq. MHz	Emission level dBuV/m	Limit dBuV/m	Margin dB	SA reading dBuV	Factor dB/m	Remark	ANT High cm	Turn Table deg
1	12770.00	42.08	68.20	-26.12	36.19	5.89	Average	100	48
2	12770.00	55.94	88.20	-32.26	50.05	5.89	Peak	100	48
3	19155.00	42.95	54.00	-11.05	41.08	1.87	Average	100	104
4	19155.00	55.61	74.00	-18.39	53.74	1.87	Peak	100	104
5	25540.00	43.22	68.20	-24.98	35.12	8.10	Average	100	66
6	25540.00	56.48	88.20	-31.72	48.38	8.10	Peak	100	66

Note 1: Emission Level (dBuV/m) = SA Reading (dBuV) + Factor* (dB/m)
*Factor includes antenna factor , cable loss and amplifier gain
Note 2: Margin (dB) = Emission level (dBuV/m) – Limit (dBuV/m).

Modulation	be EHT80-OFDMA	**Test Freq. (MHz)**	6465
Polarization	Horizontal		

Test By :Paul Lin Temperature(℃):24 Humidity(%):64

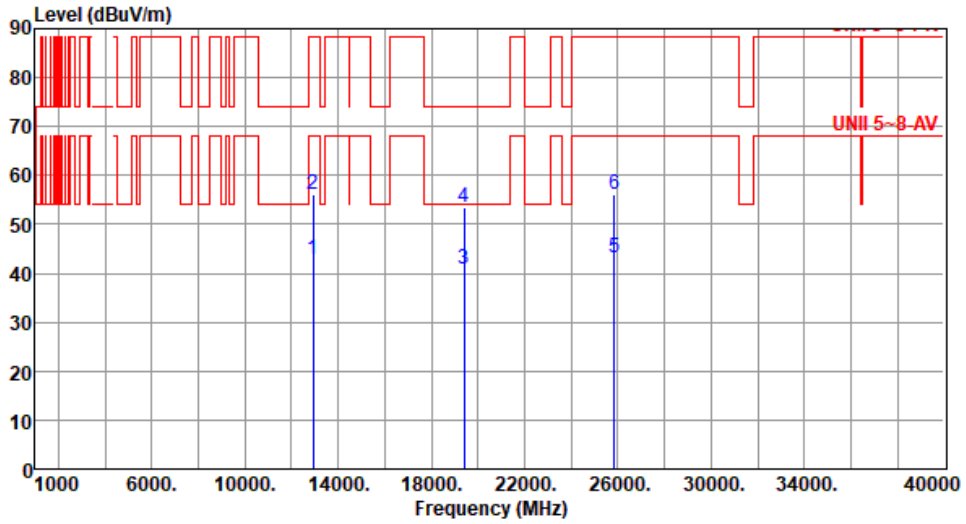

	Freq. MHz	Emission level dBuV/m	Limit dBuV/m	Margin dB	SA reading dBuV	Factor dB/m	Remark	ANT High cm	Turn Table deg
1	12930.00	42.82	68.20	-25.38	36.78	6.04	Average	100	331
2	12930.00	56.17	88.20	-32.03	50.13	6.04	Peak	100	331
3	19395.00	40.86	54.00	-13.14	39.11	1.75	Average	100	77
4	19395.00	53.61	74.00	-20.39	51.86	1.75	Peak	100	77
5	25860.00	43.19	68.20	-25.01	35.19	8.00	Average	100	228
6	25860.00	56.27	88.20	-31.93	48.27	8.00	Peak	100	228

Note 1: Emission Level (dBuV/m) = SA Reading (dBuV) + Factor* (dB/m)
*Factor includes antenna factor , cable loss and amplifier gain
Note 2: Margin (dB) = Emission level (dBuV/m) – Limit (dBuV/m).

Modulation	be EHT80-OFDMA	**Test Freq. (MHz)**	6465
Polarization	Vertical		

Test By :Paul Lin Temperature(℃):24 Humidity(%):64

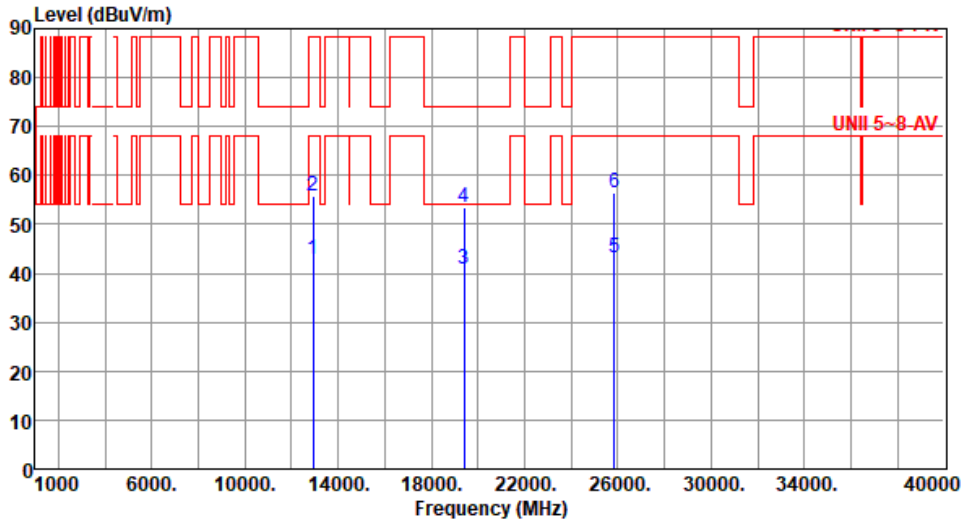

	Freq. MHz	Emission level dBuV/m	Limit dBuV/m	Margin dB	SA reading dBuV	Factor dB/m	Remark	ANT High cm	Turn Table deg
1	12930.00	42.93	68.20	-25.27	36.89	6.04	Average	100	248
2	12930.00	55.88	88.20	-32.32	49.84	6.04	Peak	100	248
3	19395.00	40.93	54.00	-13.07	39.18	1.75	Average	100	64
4	19395.00	53.54	74.00	-20.46	51.79	1.75	Peak	100	64
5	25860.00	43.24	68.20	-24.96	35.24	8.00	Average	100	185
6	25860.00	56.39	88.20	-31.81	48.39	8.00	Peak	100	185

Note 1: Emission Level (dBuV/m) = SA Reading (dBuV) + Factor* (dB/m)
*Factor includes antenna factor , cable loss and amplifier gain
Note 2: Margin (dB) = Emission level (dBuV/m) – Limit (dBuV/m).

Modulation	be EHT80-OFDMA	**Test Freq. (MHz)**	6545
Polarization	Horizontal		

Test By :Paul Lin Temperature(℃):24 Humidity(%):64

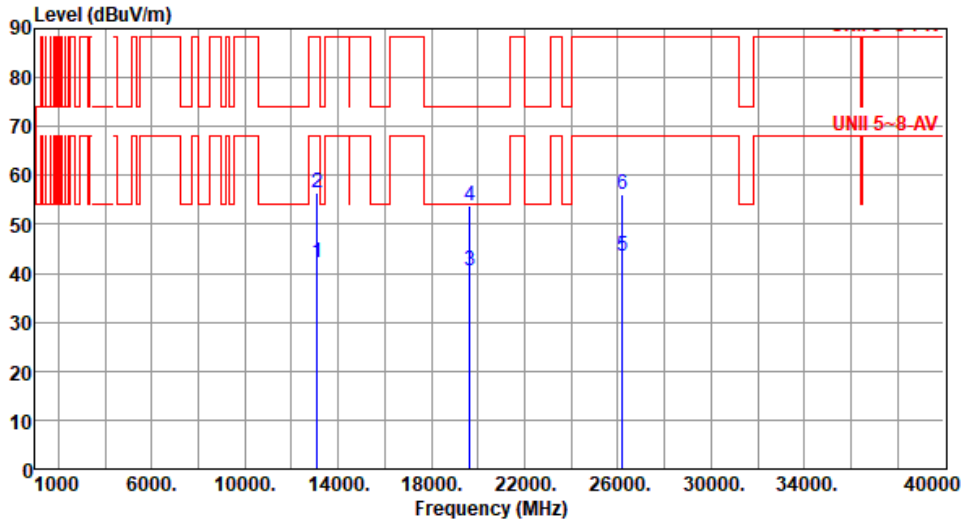

	Freq. MHz	Emission level dBuV/m	Limit dBuV/m	Margin dB	SA reading dBuV	Factor dB/m	Remark	ANT High cm	Turn Table deg
1	13090.00	42.04	68.20	-26.16	36.35	5.69	Average	100	14
2	13090.00	56.30	88.20	-31.90	50.61	5.69	Peak	100	14
3	19635.00	40.68	54.00	-13.32	38.73	1.95	Average	100	79
4	19635.00	53.81	74.00	-20.19	51.86	1.95	Peak	100	79
5	26180.00	43.37	68.20	-24.83	35.23	8.14	Average	100	141
6	26180.00	56.19	88.20	-32.01	48.05	8.14	Peak	100	141

Note 1: Emission Level (dBuV/m) = SA Reading (dBuV) + Factor* (dB/m)
*Factor includes antenna factor , cable loss and amplifier gain
Note 2: Margin (dB) = Emission level (dBuV/m) – Limit (dBuV/m).

Modulation	be EHT80-OFDMA	**Test Freq. (MHz)**	6545
Polarization	Vertical		

Test By :Paul Lin Temperature(℃):24 Humidity(%):64

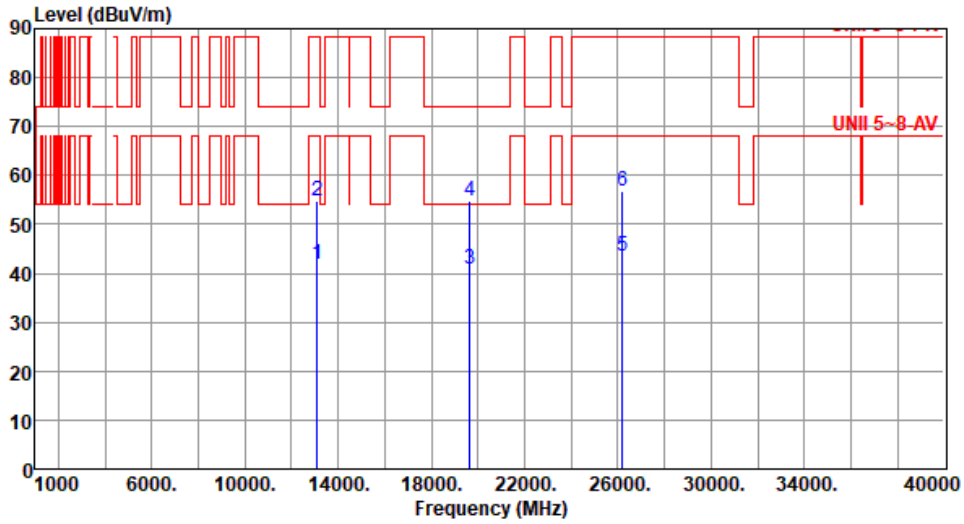

	Freq. MHz	Emission level dBuV/m	Limit dBuV/m	Margin dB	SA reading dBuV	Factor dB/m	Remark	ANT High cm	Turn Table deg
1	13090.00	41.84	68.20	-26.36	36.15	5.69	Average	100	31
2	13090.00	54.79	88.20	-33.41	49.10	5.69	Peak	100	31
3	19635.00	40.98	54.00	-13.02	39.03	1.95	Average	100	12
4	19635.00	54.94	74.00	-19.06	52.99	1.95	Peak	100	12
5	26180.00	43.35	68.20	-24.85	35.21	8.14	Average	100	114
6	26180.00	56.91	88.20	-31.29	48.77	8.14	Peak	100	114

Note 1: Emission Level (dBuV/m) = SA Reading (dBuV) + Factor* (dB/m)
*Factor includes antenna factor , cable loss and amplifier gain
Note 2: Margin (dB) = Emission level (dBuV/m) – Limit (dBuV/m).

Modulation	be EHT80-OFDMA	**Test Freq. (MHz)**	6625
Polarization	Horizontal		

Test By :Paul Lin Temperature(℃):24 Humidity(%):64

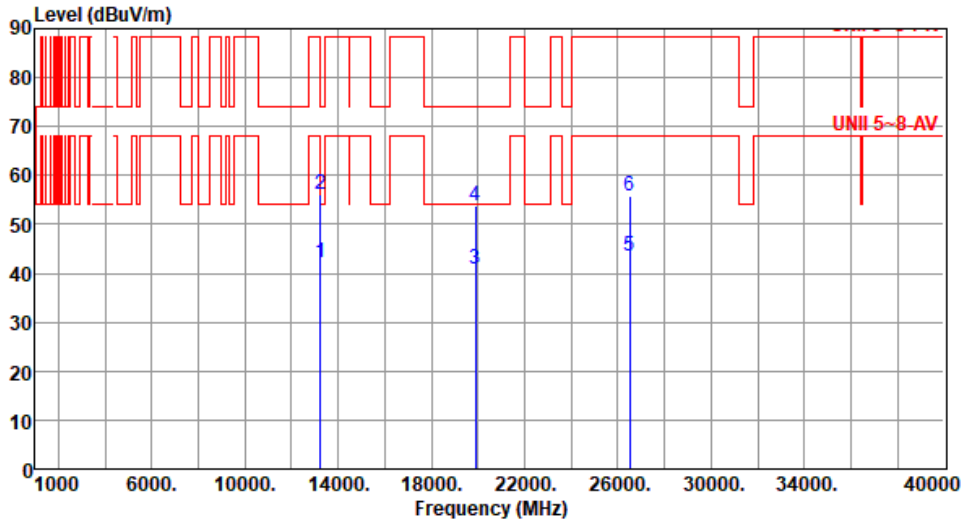

	Freq. MHz	Emission level dBuV/m	Limit dBuV/m	Margin dB	SA reading dBuV	Factor dB/m	Remark	ANT High cm	Turn Table deg
1	13250.00	42.31	54.00	-11.69	36.66	5.65	Average	100	159
2	13250.00	56.13	74.00	-17.87	50.48	5.65	Peak	100	159
3	19875.00	40.76	54.00	-13.24	38.47	2.29	Average	100	71
4	19875.00	53.76	74.00	-20.24	51.47	2.29	Peak	100	71
5	26500.00	43.38	68.20	-24.82	34.68	8.70	Average	100	54
6	26500.00	55.82	88.20	-32.38	47.12	8.70	Peak	100	54

Note 1: Emission Level (dBuV/m) = SA Reading (dBuV) + Factor* (dB/m)
*Factor includes antenna factor , cable loss and amplifier gain
Note 2: Margin (dB) = Emission level (dBuV/m) – Limit (dBuV/m).

Modulation	be EHT80-OFDMA	**Test Freq. (MHz)**	6625
Polarization	Vertical		

Test By :Paul Lin Temperature(℃):24 Humidity(%):64

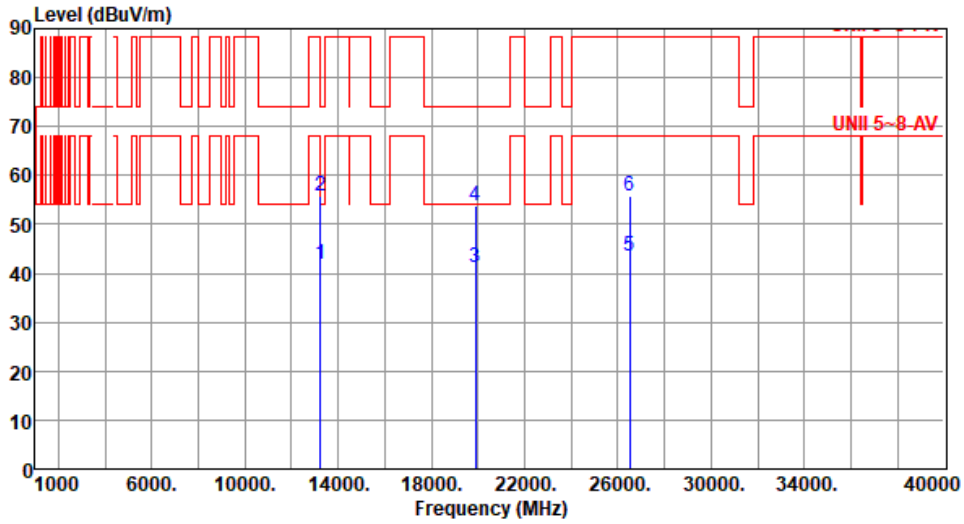

	Freq. MHz	Emission level dBuV/m	Limit dBuV/m	Margin dB	SA reading dBuV	Factor dB/m	Remark	ANT High cm	Turn Table deg
1	13250.00	41.98	54.00	-12.02	36.33	5.65	Average	100	55
2	13250.00	55.93	74.00	-18.07	50.28	5.65	Peak	100	55
3	19875.00	41.02	54.00	-12.98	38.73	2.29	Average	100	26
4	19875.00	53.87	74.00	-20.13	51.58	2.29	Peak	100	26
5	26500.00	43.45	68.20	-24.75	34.75	8.70	Average	100	93
6	26500.00	55.84	88.20	-32.36	47.14	8.70	Peak	100	93

Note 1: Emission Level (dBuV/m) = SA Reading (dBuV) + Factor* (dB/m)
*Factor includes antenna factor , cable loss and amplifier gain
Note 2: Margin (dB) = Emission level (dBuV/m) – Limit (dBuV/m).

Modulation	be EHT80-OFDMA	**Test Freq. (MHz)**	6705
Polarization	Horizontal		

Test By :Paul Lin Temperature(℃):24 Humidity(%):64

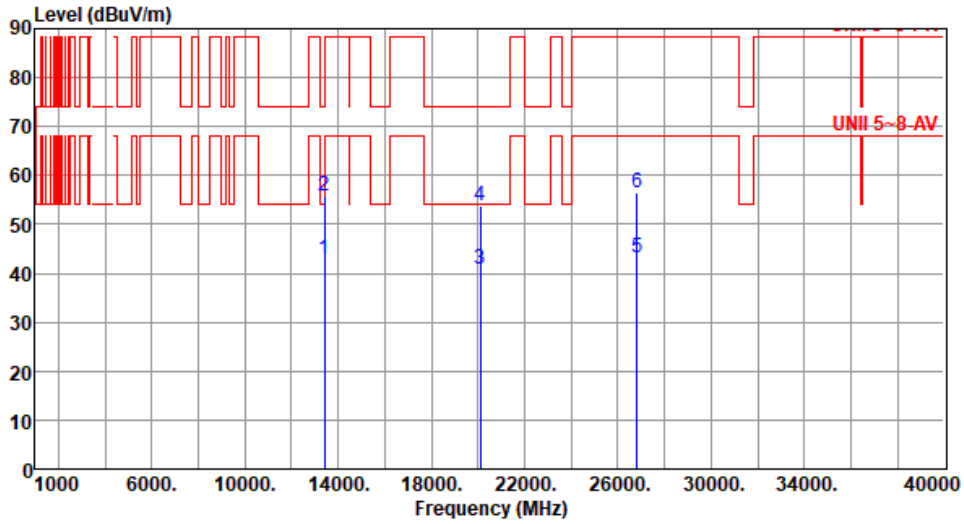

	Freq. MHz	Emission level dBuV/m	Limit dBuV/m	Margin dB	SA reading dBuV	Factor dB/m	Remark	ANT High cm	Turn Table deg
1	13410.00	42.94	68.20	-25.26	37.04	5.90	Average	100	147
2	13410.00	55.69	88.20	-32.51	49.79	5.90	Peak	100	147
3	20115.00	40.95	54.00	-13.05	38.33	2.62	Average	100	116
4	20115.00	53.64	74.00	-20.36	51.02	2.62	Peak	100	116
5	26820.00	43.28	68.20	-24.92	34.84	8.44	Average	100	197
6	26820.00	56.37	88.20	-31.83	47.93	8.44	Peak	100	197

Note 1: Emission Level (dBuV/m) = SA Reading (dBuV) + Factor* (dB/m)
*Factor includes antenna factor , cable loss and amplifier gain
Note 2: Margin (dB) = Emission level (dBuV/m) – Limit (dBuV/m).

Modulation	be EHT80-OFDMA	**Test Freq. (MHz)**	6705
Polarization	Vertical		

Test By :Paul Lin Temperature(℃):24 Humidity(%):64

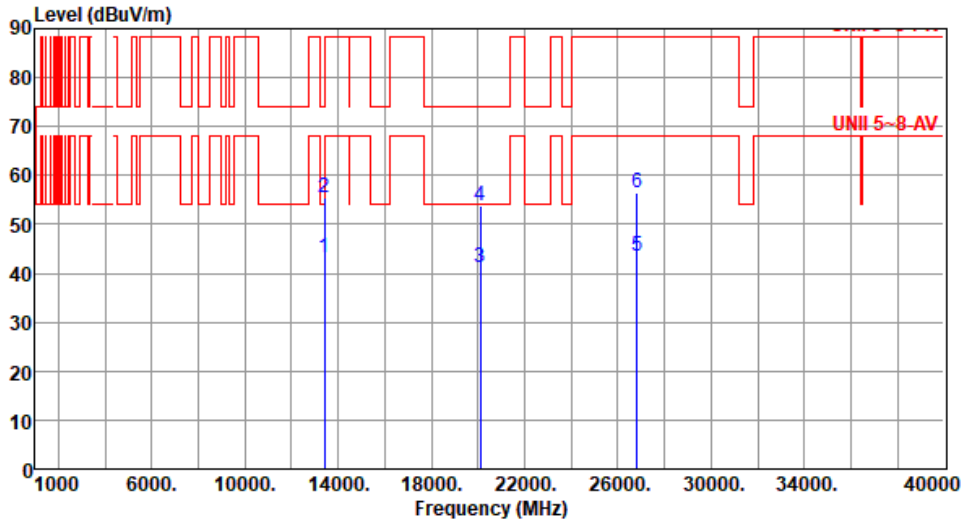

	Freq. MHz	Emission level dBuV/m	Limit dBuV/m	Margin dB	SA reading dBuV	Factor dB/m	Remark	ANT High cm	Turn Table deg
1	13410.00	43.01	68.20	-25.19	37.11	5.90	Average	100	18
2	13410.00	55.59	88.20	-32.61	49.69	5.90	Peak	100	18
3	20115.00	41.07	54.00	-12.93	38.45	2.62	Average	100	95
4	20115.00	53.84	74.00	-20.16	51.22	2.62	Peak	100	95
5	26820.00	43.36	68.20	-24.84	34.92	8.44	Average	100	172
6	26820.00	56.44	88.20	-31.76	48.00	8.44	Peak	100	172

Note 1: Emission Level (dBuV/m) = SA Reading (dBuV) + Factor* (dB/m)
*Factor includes antenna factor , cable loss and amplifier gain
Note 2: Margin (dB) = Emission level (dBuV/m) – Limit (dBuV/m).

Modulation	be EHT80-OFDMA	**Test Freq. (MHz)**	6785
Polarization	Horizontal		

Test By :Paul Lin Temperature(℃):24 Humidity(%):64

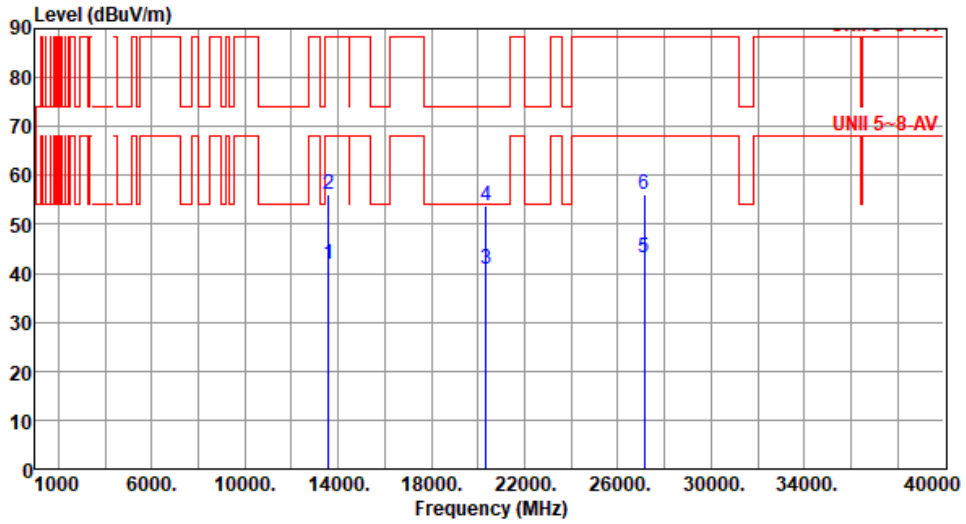

	Freq. MHz	Emission level dBuV/m	Limit dBuV/m	Margin dB	SA reading dBuV	Factor dB/m	Remark	ANT High cm	Turn Table deg
1	13570.00	41.92	68.20	-26.28	35.63	6.29	Average	100	315
2	13570.00	56.03	88.20	-32.17	49.74	6.29	Peak	100	315
3	20355.00	40.87	54.00	-13.13	38.09	2.78	Average	100	115
4	20355.00	53.64	74.00	-20.36	50.86	2.78	Peak	100	115
5	27140.00	43.26	68.20	-24.94	34.78	8.48	Average	100	211
6	27140.00	56.27	88.20	-31.93	47.79	8.48	Peak	100	211

Note 1: Emission Level (dBuV/m) = SA Reading (dBuV) + Factor* (dB/m)
*Factor includes antenna factor , cable loss and amplifier gain
Note 2: Margin (dB) = Emission level (dBuV/m) – Limit (dBuV/m).

Modulation	be EHT80-OFDMA	**Test Freq. (MHz)**	6785
Polarization	Vertical		

Test By :Paul Lin Temperature(℃):24 Humidity(%):64

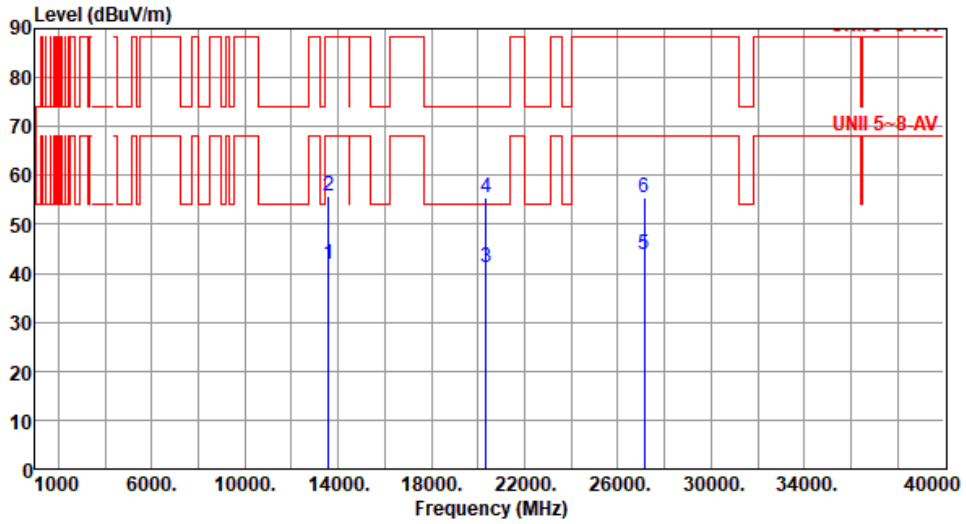

	Freq. MHz	Emission level dBuV/m	Limit dBuV/m	Margin dB	SA reading dBuV	Factor dB/m	Remark	ANT High cm	Turn Table deg
1	13570.00	41.85	68.20	-26.35	35.56	6.29	Average	100	67
2	13570.00	55.92	88.20	-32.28	49.63	6.29	Peak	100	67
3	20355.00	41.12	54.00	-12.88	38.34	2.78	Average	100	214
4	20355.00	55.54	74.00	-18.46	52.76	2.78	Peak	100	214
5	27140.00	43.97	68.20	-24.23	35.49	8.48	Average	100	124
6	27140.00	55.48	88.20	-32.72	47.00	8.48	Peak	100	124

Note 1: Emission Level (dBuV/m) = SA Reading (dBuV) + Factor* (dB/m)
*Factor includes antenna factor , cable loss and amplifier gain
Note 2: Margin (dB) = Emission level (dBuV/m) – Limit (dBuV/m).

Modulation	be EHT80-OFDMA	**Test Freq. (MHz)**	6865
Polarization	Horizontal		

Test By :Paul Lin Temperature(℃):24 Humidity(%):64

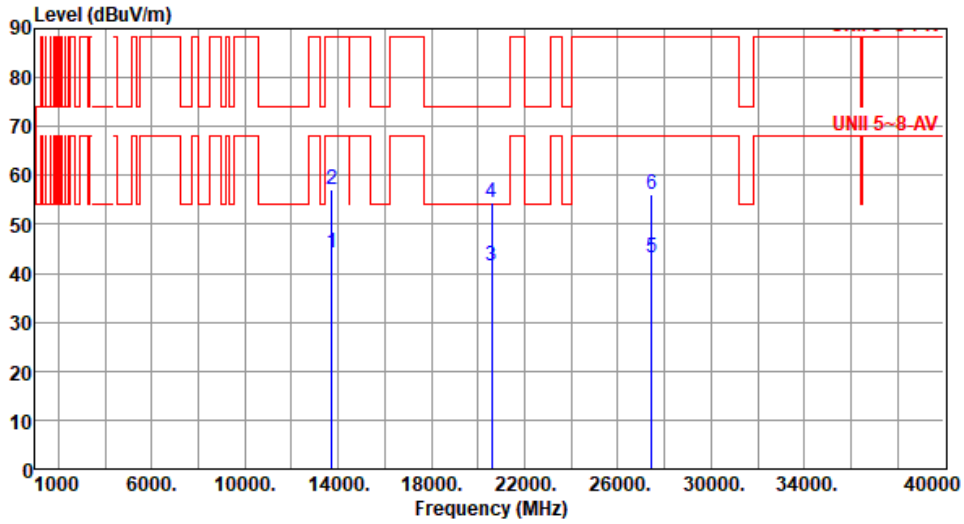

	Freq. MHz	Emission level dBuV/m	Limit dBuV/m	Margin dB	SA reading dBuV	Factor dB/m	Remark	ANT High cm	Turn Table deg
1	13730.00	44.16	68.20	-24.04	38.15	6.01	Average	100	75
2	13730.00	57.21	88.20	-30.99	51.20	6.01	Peak	100	75
3	20595.00	41.35	54.00	-12.65	38.21	3.14	Average	100	355
4	20595.00	54.41	74.00	-19.59	51.27	3.14	Peak	100	355
5	27460.00	43.18	68.20	-25.02	34.68	8.50	Average	100	24
6	27460.00	56.07	88.20	-32.13	47.57	8.50	Peak	100	24

Note 1: Emission Level (dBuV/m) = SA Reading (dBuV) + Factor* (dB/m)
*Factor includes antenna factor , cable loss and amplifier gain
Note 2: Margin (dB) = Emission level (dBuV/m) – Limit (dBuV/m).

Modulation	be EHT80-OFDMA	**Test Freq. (MHz)**	6865
Polarization	Vertical		

Test By :Paul Lin Temperature(℃):24 Humidity(%):64

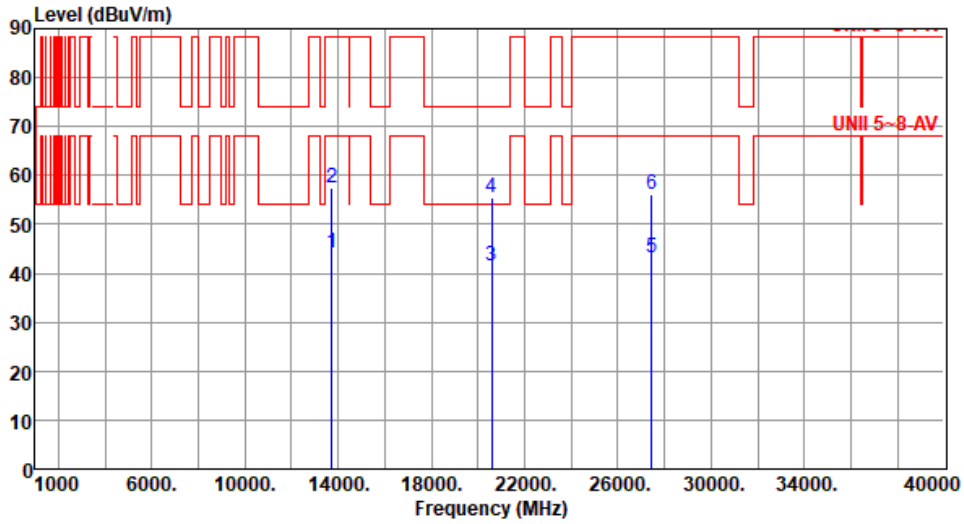

	Freq. MHz	Emission level dBuV/m	Limit dBuV/m	Margin dB	SA reading dBuV	Factor dB/m	Remark	ANT High cm	Turn Table deg
1	13730.00	44.06	68.20	-24.14	38.05	6.01	Average	100	117
2	13730.00	57.38	88.20	-30.82	51.37	6.01	Peak	100	117
3	20595.00	41.46	54.00	-12.54	38.32	3.14	Average	100	124
4	20595.00	55.37	74.00	-18.63	52.23	3.14	Peak	100	124
5	27460.00	43.29	68.20	-24.91	34.79	8.50	Average	100	38
6	27460.00	56.19	88.20	-32.01	47.69	8.50	Peak	100	38

Note 1: Emission Level (dBuV/m) = SA Reading (dBuV) + Factor* (dB/m)
*Factor includes antenna factor , cable loss and amplifier gain
Note 2: Margin (dB) = Emission level (dBuV/m) – Limit (dBuV/m).

Modulation	be EHT80-OFDMA	**Test Freq. (MHz)**	6945
Polarization	Horizontal		

Test By :Paul Lin Temperature(℃):24 Humidity(%):64

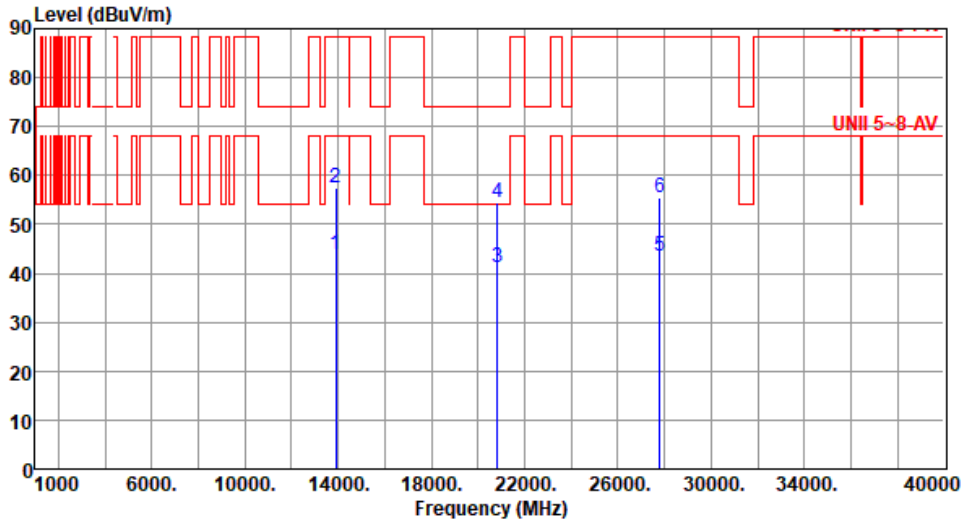

	Freq. MHz	Emission level dBuV/m	Limit dBuV/m	Margin dB	SA reading dBuV	Factor dB/m	Remark	ANT High cm	Turn Table deg
1	13890.00	43.76	68.20	-24.44	37.42	6.34	Average	100	52
2	13890.00	57.34	88.20	-30.86	51.00	6.34	Peak	100	52
3	20835.00	41.18	54.00	-12.82	37.67	3.51	Average	100	93
4	20835.00	54.42	74.00	-19.58	50.91	3.51	Peak	100	93
5	27780.00	43.44	68.20	-24.76	34.75	8.69	Average	100	64
6	27780.00	55.49	88.20	-32.71	46.80	8.69	Peak	100	64

Note 1: Emission Level (dBuV/m) = SA Reading (dBuV) + Factor* (dB/m)
*Factor includes antenna factor , cable loss and amplifier gain
Note 2: Margin (dB) = Emission level (dBuV/m) – Limit (dBuV/m).