



PAX TECHNOLOGY LIMITED

Manufacturer: PAX Computer Technology (Shenzhen) Co., Ltd.
Address: 4FL, Building #3, Software Park, 2nd Central Science-Tech RD,
High-Tech Industrial Park, Shenzhen, Guangdong, PRC
Tel: 0755-86169630 Fax: 0755-86169634
Website: <http://www.pax.com.cn>

Compliance Statements

6

FCC COMPLIANCE STATEMENT

This device complies with Part 15 of the FCC Rules. Operation is subject to the following two conditions:

- 1) this device may not cause harmful interference, and
- 2) this device must accept any interference received, including interference that may cause undesired operation.

Warning

This equipment has been tested and found to comply with the limits for a Class B digital device, pursuant to Part 15 of the FCC Rules. These limits are designed to provide reasonable protection against harmful interference in a residential installation.

This equipment generates, uses and can radiate radio frequency energy and, if not installed and used in accordance with the instructions, may cause harmful interference to radio communications.

However, there is no guarantee that interference will not occur in a particular installation. If this equipment does cause harmful interference to radio or television reception, which can be determined by turning the equipment off and on, the user is encouraged to try to correct the interference by one of the following measures:

- Reorient or relocate the receiving antenna.
- Increase the separation between the equipment and receiver.
- Connect the equipment into an outlet on a circuit different from that to which the receiver is connected.
- Consult the dealer or an experienced radio/TV technician for help.

Caution

Any changes or modifications not expressly approved by the manufacturer could void the user's authority to operate this equipment.

Radiation Exposure

This device complies with FCC radiation exposure limits for general environments.

INDUSTRY CANADA STATEMENT

This device complies with Industry Canada license-exempt RSS standard(s). Operation is subject to the following two conditions:

- 1) this device may not cause interference, and
- 2) this device must accept any interference, including interference that may cause undesired operation of the device.

Le présent appareil est conforme aux CNR d'Industrie Canada applicables aux appareils radio exempts de licence. L'exploitation est autorisée aux deux conditions suivantes:

- 1) l'appareil ne doit pas produire de brouillage, et
- 2) l'utilisateur de l'appareil doit accepter tout brouillage radioélectrique subi, même si le brouillage est susceptible d'en compromettre le fonctionnement.

This device and its antenna(s) must not be co-located or operating in conjunction with any other antenna or transmitter, except tested built-in radios.

Cet appareil et son antenne ne doivent pas être situés ou fonctionner en conjonction avec une autre antenne ou un autre émetteur, exception faites des radios intégrées qui ont été testées.

The Country Code Selection feature is disabled for products marketed in the US/Canada.

La fonction de sélection de l'indicatif du pays est désactivée pour les produits commercialisés aux États-Unis et au Canada.

Radiation Exposure Statement

This equipment complies with IC radiation exposure limits set forth for an uncontrolled environment. This equipment should be installed and operated with minimum distance 20cm between the radiator & your body.

Déclaration d'exposition aux radiations:

Cet équipement est conforme aux limites d'exposition aux rayonnements IC établies pour un environnement non contrôlé. Cet équipement doit être installé et utilisé avec un minimum de 20 cm de distance entre la source de rayonnement et votre corps.

Index of Icons

7



do not throw away, requires professional recycling



Class II equipment



for indoor use only



energy efficiency marking (level VI)



AC voltage




DC voltage



Quick Setup Guide

IM30 POS TERMINAL



PAX TECHNOLOGY LIMITED

Contents

1

The following items are included with your POS terminal. If any items are missing, contact your dealer.

Name	Quantity
IM30 POS terminal	1
IM30 mounting bracket	1
M4 nuts	4
M4 screws	4
IM30 product manual	1

Product Description

2

1. LCD touchscreen
2. front facing camera
3. magnetic strip card reader
4. smart card reader
5. code scanning camera
6. camera locator light
7. status indicator
8. contactless card interface

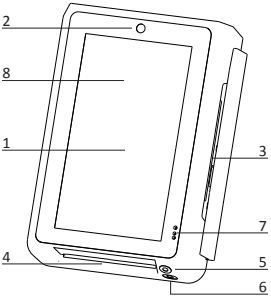


Figure 1: Front view

1

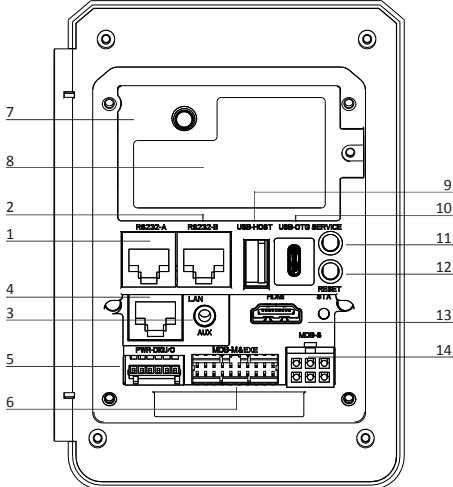


Figure 2: Back view

1. RS232-A (device)
2. RS232-B (host)
3. auxiliary jack (mic + speaker)
4. Ethernet port
5. digital I/O
6. Executive/MDb port
7. 3G/4G antenna
8. SAM card module
9. USB Type A port (host)
10. USB Type C port (OTG)
11. service button
12. reset button
13. HDMI port
14. MDb port

2

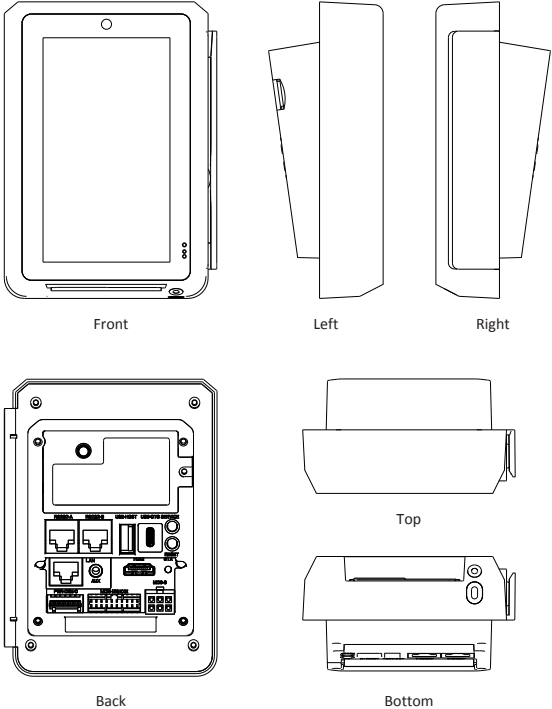


Figure 3: View from all sides

3

Installation

3

1) SAM and SIM Cards

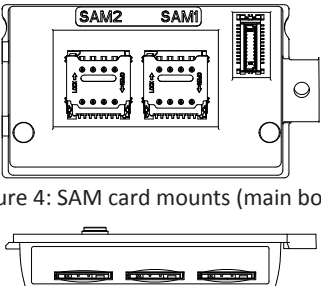


Figure 4: SAM card mounts (main body)

Figure 5: SAM and SIM card mounts (SAM module)

Unscrew the SAM card module and then remove it by prying at the notch set to its side. On the main body of the IM30, there are 2 micro-SIM sized SAM card slots. Open the mount and insert the card into the slot with the clipped corner of the card to the upper right, then lock the mount with the card inside.

The SAM card module comes in 3 configurations, the first has no functional card slots, the second has a mini-SIM sized SIM card slot located to the left, and the last has an additional 2 mini-SIM sized SAM card slots to the right of the SIM card slot. Install the cards with the clipped corner facing inwards and to the right.

4

2) Clearance Holes and Dimensions

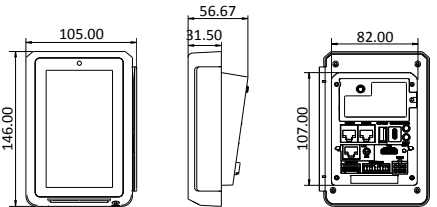


Figure 6: device dimensions (mm)

3) Recommended Device Installation

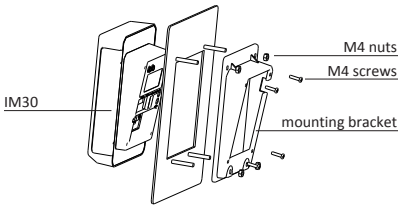


Figure 7: installation and mounting

Instructions

4

1) Switching the device on and off

Switch on: Link the IM30 to a power source via the MDb, Executive, or RS232-A ports.

Switch off: Disconnect the IM30 from the power terminal it is connected to.

5

2) Environmental Conditions

- Storage Temperature: -30°C~70°C (-22°F~158°F)
Working Temperature: -20°C~70°C (-4°F~158°F)
Relative Humidity: 5%~95% (no condensation)

Maintenance and Usage

5

- 1) If any cables become damaged, seek a replacement.
- 2) Do not insert unknown materials into any port on the IM30, this may cause serious damage to the device.
- 3) If repairs are required, please contact a professional technician instead of attempting them on your own.
- 4) The IM30 contains tamper-proofing features; these circuits will trigger if the device is disassembled, at which point it will have to be rearmed before the device is ready to resume operation.
- 5) The IM30 is designed for outdoor use; however, during normal use its surface should still be keep clear of dirt and possible liquid contaminants.
- 6) While the IM30 is designed to resist ingress of dust and liquids, it is not designed to resist pressurized liquids such as water hoses. Keep the back of the device away from dust and liquids as much as possible.
- 7) Make sure the various cables connect to provide the appropriate voltages at the proper pins.

6

Antenna Manufacturer: PAX Computer Technology(Shenzhen) Co. Ltd.

WCDMA Antenna type: External Antenna

Antenna gain: WCDMA Band V: 2.3 dBi

WCDMA Band II: 2.3 dBi

WCDMA Band IV: 2.3 dBi

LTE Antenna type: External Antenna

Antenna gain: LTE Band 2: 3.4dBi

LTE Band 4: 3.4dBi

LTE Band 5: 3.4dBi

LTE Band 12: 3.4dBi

LTE Band 13: 3.4dBi

LTE Band 17: 3.4dBi

LTE Band 66: 3.4dBi

LTE Band 71: 3.4dBi

FCC Radiation Exposure Statement

This equipment complies with FCC radiation exposure limits set forth for an uncontrolled environment. This equipment should be installed and operated with Minimum distances 20 cm between the radiator include antenna & your body.