



EUROFINS ELECTRICAL TESTING SERVICE (SHENZHEN) CO., LTD.

EMC TEST- REPORT

FCC Compliance Test Report for

Product name: Tablet PC

Model name:

**UBook XPro, CWI520, CWI524,
CWI531, CWI535, CWI536, CWI555, CWI559, CWI598,
CWI637, CWI638, CWI639, CWI640, CWI641, CWI642**

FCC ID: 2AHLZ-UBOOKXPRO

TEST REPORT NUMBER: EFGX23070317-IE-01-E01



Eurofins Electrical Testing Service (Shenzhen) Co., Ltd.
1st Floor, Building 2, Chungu, Meisheng Huigu Science and Technology Park,
No. 83 Dabao Road, Bao'an District, Shenzhen, P. R. China

Phone: +86-0755-82911867
Fax : +86-0755-82910749
Page 1 of 14

CONTENTS

1	General Information	3
1.1	Notes	3
1.2	Testing laboratory	4
1.3	Details of approval holder	4
1.4	Details of manufacturer	4
1.5	Application details	4
1.6	Test item	4
1.7	Test standards	4
2	Technical test	5
2.1	Summary of test results	5
2.2	Test environment	5
2.3	Test mode	5
2.4	List of Test equipment	6
2.5	System Measurement Uncertainty	6
2.6	Test results	7
3	Emission Test	8
3.1	Radiated emission	8
3.2	Conducted Emission	12

1 General Information

1.1 Notes

The results of this test report relate exclusively to the item tested as specified in chapter "Description of test item" and are not transferable to any other test items.

Eurofins Electrical Testing Service (Shenzhen) Co., Ltd. is not responsible for any generalisations and conclusions drawn from this report. Any modification of the test item can lead to invalidity of test results and this test report may therefore be not applicable to the modified test item.

The test report may only be reproduced or published in full. Reproducing or publishing extracts of the report requires the prior written approval of the Eurofins Electrical Testing Service (Shenzhen) Co., Ltd.

This document is subject to the General Terms and Conditions and the Testing and Certification System of Eurofins Electrical Testing Service (Shenzhen) Co., Ltd. available on request or accessible at www.eurofins.com.

Operator:

2023-08-14

Bruce Zheng / Project Engineer



Date

Eurofins-Lab.


Name / Title

Signature

Technical responsibility for area of testing:

2023-08-14

Albert Xu / Lab Manager



Date

Eurofins-Lab.

Name / Title

Signature

Test Report No.: EFGX23070317-IE-01-E01

Eurofins Electrical Testing Service (Shenzhen) Co., Ltd.
1st Floor, Building 2, Chungu, Meisheng Huigu Science and Technology Park,
No. 83 Dabao Road, Bao'an District, Shenzhen, P. R. China

1.2 Testing laboratory

Eurofins Electrical Testing Service (Shenzhen) Co., Ltd.

1st Floor, Building 2, Chungu, Meisheng Huigu Science and Technology Park, No. 83 Dabao Road, Bao'an District, Shenzhen, P. R. China

Telephone : +86-0755-82911867

Fax : +86-0755-82910749

1.3 Details of approval holder

Name : CHUWI TECHNOLOGY (ShenZhen) CO., LIMITED
Address : 2 Floor Building 3 LiJinCheng Industrial park the east of Gongye road LongHua, Shenzhen, China
Telephone : +86 755 29706511
Fax : N/A

1.4 Details of manufacturer

Name : CHUWI TECHNOLOGY (ShenZhen) CO., LIMITED
Address : 2 Floor Building 3 LiJinCheng Industrial park the east of Gongye road LongHua, Shenzhen, China
Telephone : +86 755 29706511
Fax : N/A

1.5 Application details

Date of receipt of test item : 2023-07-20
Date of receipt of test sample : 2023-07-20
Date of test : 2023-07-20 to 2023-08-11
Date of issue : 2023-08-14

1.6 Test item

Product type : Tablet PC
Model name : UBook XPro, CWI520, CWI524, CWI531, CWI535, CWI536, CWI555, CWI559, CWI598, CWI637, CWI638, CWI639, CWI640, CWI641, CWI642
Test Model : UBook XPro
Brand name : CHUWI
Sample ID : 230720-35-001
Ratings : 100-240V~, 12V DC 2A
Test voltage : 120V~ 60Hz
Additional information : All models are the same except for the model name

(General disclaimer:

The above sample(s) and sample information was/were submitted and identified on behalf of the applicant. Eurofins assures objectivity and impartiality of the test, and fulfills the obligation of confidentiality for applicant's commercial information and technical documents.

1.7 Test standards

FCC 47 CFR Part 15, Subpart B

Test Report No.: EFGX23070317-IE-01-E01

Eurofins Electrical Testing Service (Shenzhen) Co., Ltd.
1st Floor, Building 2, Chungu, Meisheng Huigu Science and Technology Park,
No. 83 Dabao Road, Bao'an District, Shenzhen, P. R. China

2 Technical test

2.1 Summary of test results

No deviations from the technical specification(s) were ascertained in the course of the tests performed.



or

The deviations as specified were ascertained in the course of the tests performed.



2.2 Test environment

Temperature : 15 ... 35°C

Relative humidity content : 30 ... 60%

Air pressure : 86 ... 103kPa

2.3 Test mode

TM1: USB Link + HDMI Link + Mouse + Keyboard + Earphone

2.4 List of Test equipment

EQUIPMENT ID	EQUIPMENT NAME	MODEL NO.	CAL. DUE DATE
23-2-13-05	EMI Test Receiver	ESR3	2024-03-22
23-2-13-06	LISN	NNLK 8127 RC	2024-03-22
23-2-10-16	Attenuator	VTSD 9561-F	2024-03-22
23-2-13-01	EMI Test Receiver	ESR7	2024-03-22
23-2-13-02	Signal Analyzer	N9020B-544	2024-03-22
23-2-12-02	TRILOG Broadband Antenna	VULB9168	2024-05-29
23-2-12-03	Horn Antenna	3117	2024-05-29
23-2-12-04	Horn Antenna	BBHA 9170	2024-05-29
23-2-10-01	Preamplifier	BBV9745	2024-03-22
23-2-10-02	Preamplifier	TAP01018048	2024-03-22
23-2-10-03	Preamplifier	TAP18040048	2024-03-22
23-2-10-14	Switch and Control Unit	ERIT-E-JS0806-SF1	N/A
23-2-18-005	Test software	TS+VER2.1-JS32-CE	N/A
23-2-18-007	Test software	TS+VER2.1-JS32-RE	N/A
23-2-10-69	PC	M4000E-16	N/A
23-2-10-70	LED Monitor	D18215FD0	N/A
23-2-10-71	PC	M4000E-16	N/A
23-2-10-72	LED Monitor	V193HQV	N/A

2.5 System Measurement Uncertainty

System Measurement Uncertainty	
Test Items	Extended Uncertainty
Uncertainty for Radiated Emission in 3m chamber 30MHz-1000MHz	Horizontal: 4.56dB; Vertical: 4.55dB;
Uncertainty for Radiated Emission in 3m chamber 1000MHz-6000MHz	Horizontal: 4.22dB; Vertical: 4.21dB;
Uncertainty for Conducted Emission 150kHz-30MHz	1.96dB
Uncertainty for Conducted Emission 150kHz-30MHz (for test using High Voltage Probe TK9420(VT9420))	2.18 dB

Test Report No.: EFGX23070317-IE-01-E01

Eurofins Electrical Testing Service (Shenzhen) Co., Ltd.
1st Floor, Building 2, Chungu, Meisheng Huigu Science and Technology Park,
No. 83 Dabao Road, Bao'an District, Shenzhen, P. R. China

2.6 Test results

☒ 1st test☐ test after modification☐ production test

Test case	Subclause	Required	Test passed	Test failed
Conducted Emission	FCC part 15.107 ANSI C63.4: 2014	<input checked="" type="checkbox"/>	<input checked="" type="checkbox"/>	<input type="checkbox"/>
Radiated Emission	FCC part 15.109 ANSI C63.4: 2014	<input checked="" type="checkbox"/>	<input checked="" type="checkbox"/>	<input type="checkbox"/>

Test Report No.: EFGX23070317-IE-01-E01

Eurofins Electrical Testing Service (Shenzhen) Co., Ltd.
1st Floor, Building 2, Chungu, Meisheng Huigu Science and Technology Park,
No. 83 Dabao Road, Bao'an District, Shenzhen, P. R. China

3 Emission Test

3.1 Radiated emission

This clause lays down the general requirements for the measurement of Radiated disturbance produced at the space of apparatus.

3.1.1 Limits

Frequency range	Limits at 3m
MHz	dB ($\mu\text{V/m}$)
30 to 88	40.0
88 to 216	43.5
216 to 960	46.0
Above 960	54.0

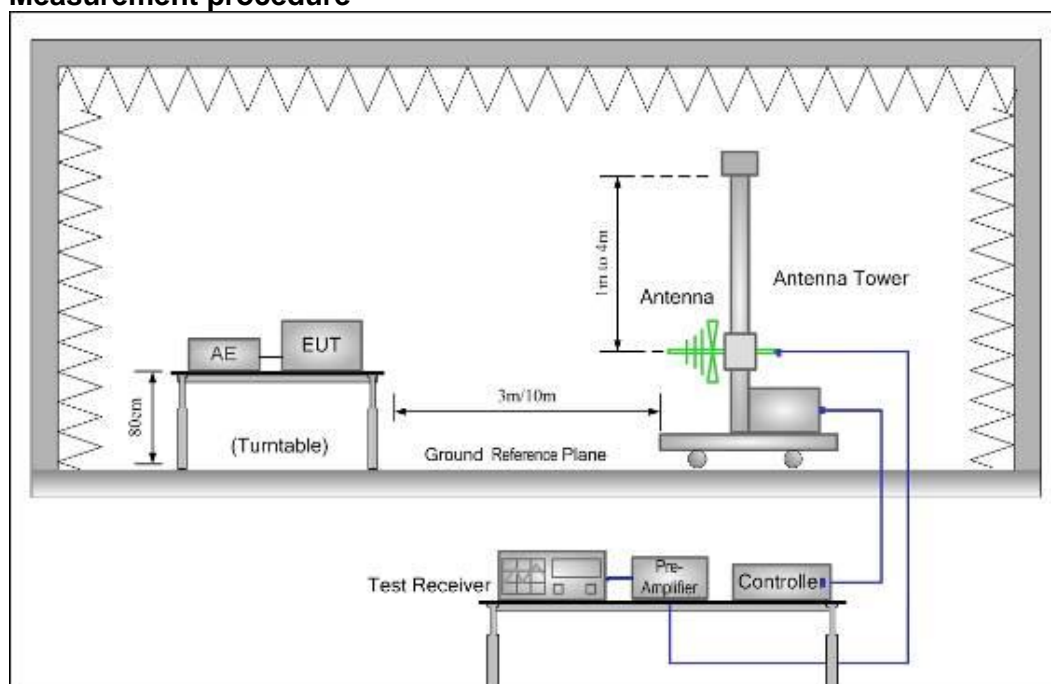
The tighter limit applies at the band edges.

Note 1: Result Level= Read Level + Corrector Factor

Note 2: Below 1GHz: Corrector factor = Antenna Factor + Cable Loss - Amplifier Gain.

Note 3: Above 1GHz: Corrector factor = Antenna Factor + Cable Loss- Amplifier Gain.

3.1.2 Measurement procedure



1. The radiated emissions test was conducted in a semi-anechoic chamber. The EUT was placed upon a non-metallic table 0.8m above the ground reference plane. And for floor-standing arrangement, the EUT was placed on the horizontal ground reference plane, but separated from metallic contact with the ground reference plane by 0.1m of insulation.

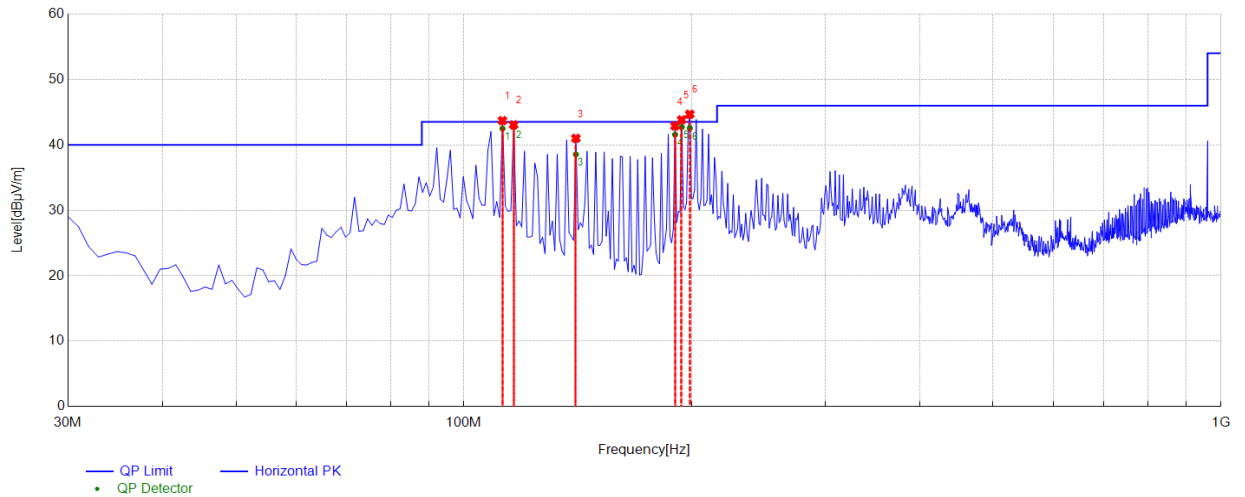
2. Before get the final emission results with quasi-peak(QP) detector, a pre-scan was performed with the peak(PK) detector to find out the maximum emission data plots of the EUT.

3. The frequencies of maximum emission were determined in the final radiated emissions measurement, the physical arrangement of the test system and associated cabling was varied in order to determine the effect on the EUT's emissions in amplitude, direction and frequency. At each frequency, the EUT was rotated 360°, and the antenna was raised and lowered from 1 to 4 meters in order to determine the maximum disturbance. Measurements were performed for both horizontal and vertical antenna polarization. Test was performed at 3 m distance.

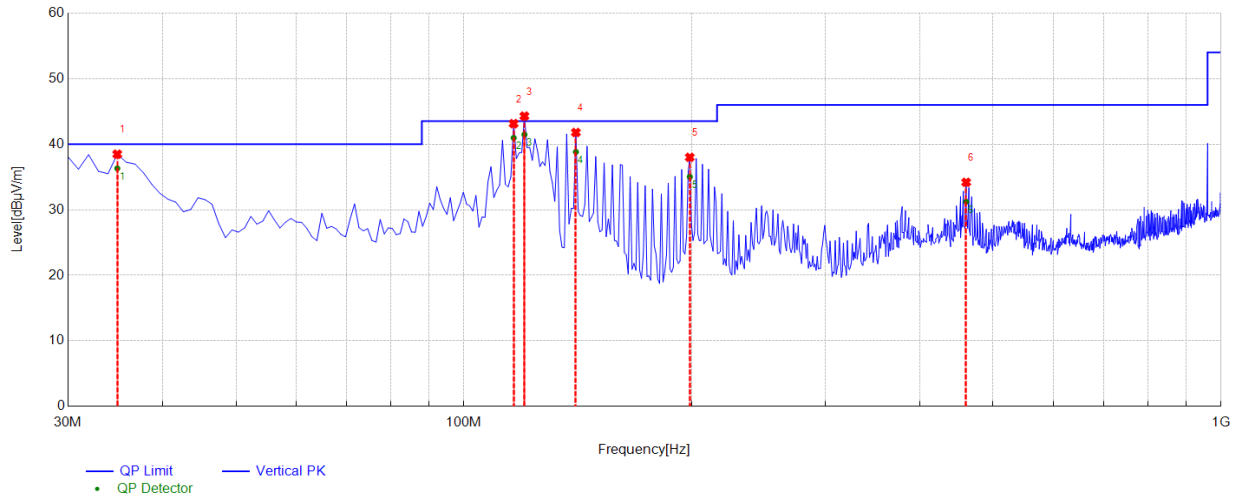
3.1.3 Test environment

Temperature : 24.6 °C
 Relative humidity content : 57.6 %
 Air pressure : 101.5 kPa

3.1.4 Results



Final Data List									
NO.	Freq. [MHz]	Factor [dB/m]	QP Value [dBμV/m]	QP Limit [dBμV/m]	QP Margin [dB]	Height [cm]	Angle [°]	Polarity	Verdict
1	112.45	-18.71	42.50	43.50	1.00	200	228	Horizontal	PASS
2	116.33	-18.31	42.76	43.50	0.74	200	205	Horizontal	PASS
3	140.58	-16.73	38.54	43.50	4.96	200	71	Horizontal	PASS
4	190.05	-18.57	41.57	43.50	1.93	100	200	Horizontal	PASS
5	193.93	-18.73	42.73	43.50	0.77	100	191	Horizontal	PASS
6	198.78	-18.92	42.57	43.50	0.93	100	104	Horizontal	PASS



Final Data List									
NO.	Freq. [MHz]	Factor [dB/m]	QP Value [dBμV/m]	QP Limit [dBμV/m]	QP Margin [dB]	Height [cm]	Angle [°]	Polarity	Verdict
1	34.85	-16.35	36.31	40.00	3.69	100	104	Vertical	PASS
2	116.33	-18.31	40.97	43.50	2.53	100	338	Vertical	PASS
3	120.21	-17.93	41.48	43.50	2.02	100	318	Vertical	PASS
4	140.58	-16.73	38.82	43.50	4.68	100	157	Vertical	PASS
5	198.78	-18.92	35.03	43.50	8.47	200	2	Vertical	PASS
6	460.68	-11.65	31.22	46.00	14.78	100	18	Vertical	PASS

Test Report No.: EFGX23070317-IE-01-E01

Eurofins Electrical Testing Service (Shenzhen) Co., Ltd.
 1st Floor, Building 2, Chungu, Meisheng Huigu Science and Technology Park,
 No. 83 Dabao Road, Bao'an District, Shenzhen, P. R. China

Suspected Data List								
NO.	Freq. [MHz]	Level [dBμV/m]	Factor [dB/m]	Limit [dBμV/m]	Margin [dB]	Height [cm]	Angle [°]	Polarity
1	1260	41.64	1.01	74.00	32.36	100	150	Horizontal
2	1604	42.76	2.25	74.00	31.24	100	257	Horizontal
3	2182	46.61	6.69	74.00	27.39	100	204	Horizontal
4	3588	42.30	-18.01	74.00	31.70	100	230	Horizontal
5	4260	41.83	-16.60	74.00	32.17	100	331	Horizontal
6	5529	43.87	-13.71	74.00	30.13	100	328	Horizontal

Suspected Data List								
NO.	Freq. [MHz]	Level [dBμV/m]	Factor [dB/m]	Limit [dBμV/m]	Margin [dB]	Height [cm]	Angle [°]	Polarity
1	1228	40.81	1.03	74.00	33.19	100	306	Vertical
2	1732	42.47	3.45	74.00	31.53	100	117	Vertical
3	2008	45.12	6.17	74.00	28.88	100	37	Vertical
4	3549	41.24	-18.16	74.00	32.76	100	221	Vertical
5	4407	42.43	-16.13	74.00	31.57	100	93	Vertical
6	4959	43.15	-15.18	74.00	30.85	100	214	Vertical

Test Report No.: EFGX23070317-IE-01-E01

Eurofins Electrical Testing Service (Shenzhen) Co., Ltd.
 1st Floor, Building 2, Chungu, Meisheng Huigu Science and Technology Park,
 No. 83 Dabao Road, Bao'an District, Shenzhen, P. R. China

3.2 Conducted Emission

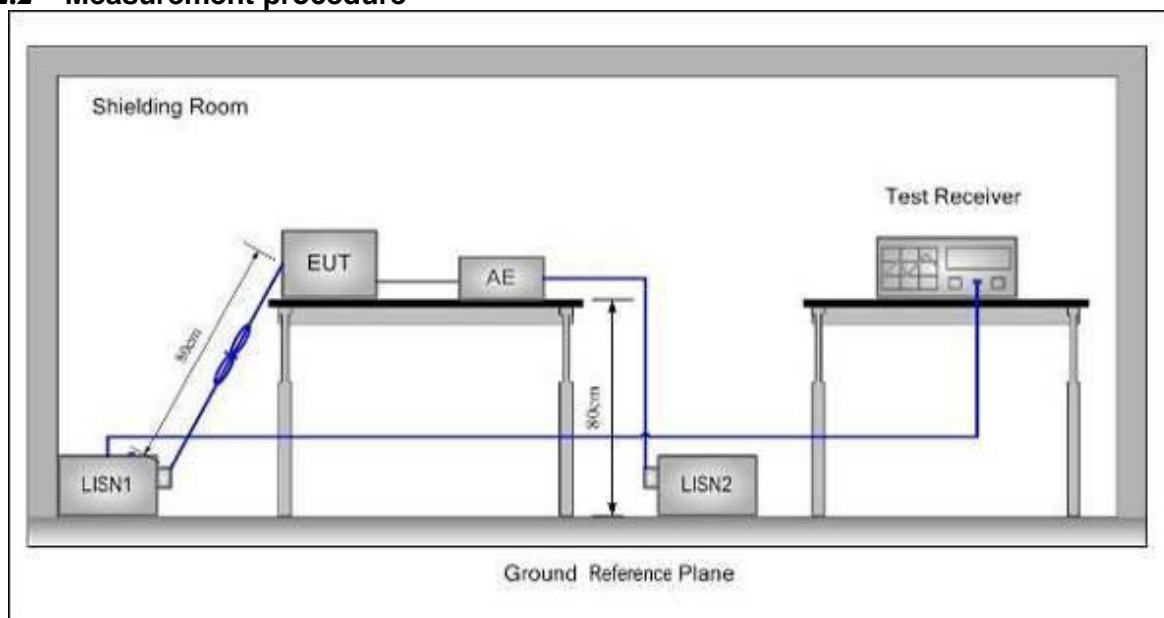
This clause lays down the general requirements for the measurement of disturbance voltage produced at the terminals of apparatus.

3.2.1 Limits

Frequency range MHz	At mains terminals dB (μV)	
	Quasi-peak	Average
0.15 to 0.50	66 to 56	56 to 46
0.50 to 5	56	46
5 to 30	60	50

Note 1: The limit decreases linearly with the logarithm of the frequency in the range 0.15 MHz to 30 MHz.
Note 2: The lower limit is applicable at the transition frequency.

3.2.2 Measurement procedure



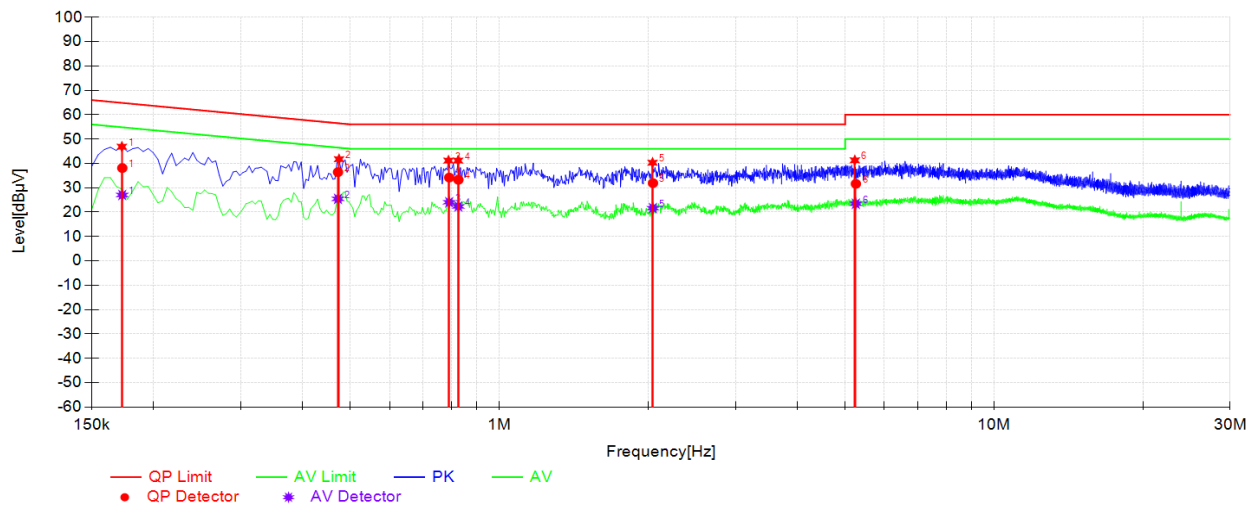
1. The mains terminal disturbance voltage was measured with the EUT in a shielded room.
2. The EUT was connected to AC power source through a LISN 1 (Line Impedance Stabilization Network) which provides a $(50 \mu H + 5 \Omega) \parallel 50 \Omega$ linear impedance. The power cables of all other units of the EUT was connected to a second LISN, which was bonded to the ground reference plane in the same way as the LISN for the unit being measured.
3. The tabletop EUT was placed upon a non-metallic table 0.8m above the ground reference plane. And for floor-standing arrangement, the EUT was placed on the horizontal ground reference plane, but separated from metallic contact with the ground reference plane by 0.1m of insulation.

3.2.3 Test environment

Temperature : 25.2 °C
 Relative humidity content : 57.1 %
 Air pressure : 101.5 kPa

3.2.4 Results -Measurement Data

Live line test data



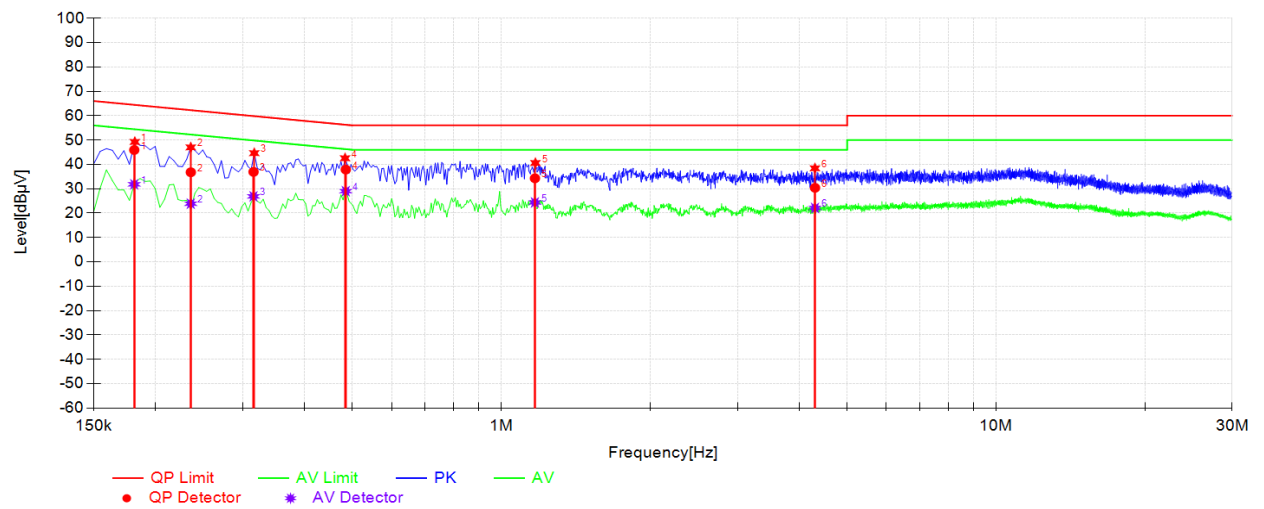
Final Data List

NO.	Freq. [MHz]	Factor [dB]	QP Value [dBμV]	QP Limit [dBμV]	QP Margin [dB]	AV Value [dBμV]	AV Limit [dBμV]	AV Margin [dB]	Type	Verdict
1	0.1728	10.26	38.10	64.83	26.73	27.04	54.83	27.79	N	PASS
2	0.4717	10.27	36.43	56.48	20.05	25.45	46.48	21.03	N	PASS
3	0.7916	10.27	34.21	56.00	21.79	24.05	46.00	21.95	N	PASS
4	0.8261	10.27	33.27	56.00	22.73	22.33	46.00	23.67	N	PASS
5	2.0435	10.29	31.91	56.00	24.09	21.64	46.00	24.36	N	PASS
6	5.2553	10.41	31.63	60.00	28.37	23.44	50.00	26.56	N	PASS

Test Report No.: EFGX23070317-IE-01-E01

Eurofins Electrical Testing Service (Shenzhen) Co., Ltd.
 1st Floor, Building 2, Chungu, Meisheng Huigu Science and Technology Park,
 No. 83 Dabao Road, Bao'an District, Shenzhen, P. R. China

Neutral line test data



---End of Report---

Test Report No.: EFGX23070317-IE-01-E01

Eurofins Electrical Testing Service (Shenzhen) Co., Ltd.
1st Floor, Building 2, Chungu, Meisheng Huigu Science and Technology Park,
No. 83 Dabao Road, Bao'an District, Shenzhen, P. R. China