GD系列智能眼镜_英德土意泰说明书
尺寸：55x85mm
材质：105g双铜纸
印刷：彩印
成型方式：胶装/骑马钉

iMiKi
Smart Audio Glasses User Guide

Thank you for choosing our products!
Please read user guide carefully before use of product。
For better service, the user guide might be updated。
Changes due to product performance and function upgrades will be made without prior notice。

Functions

- Compatible with BT devices such as mainstream brands of smart phones and tablets。
- Support AAC audio decoding technology to achieve stunning sound quality。
- Left and right dual speakers, directional playback,true stereo sound。

Packing list

Appearance

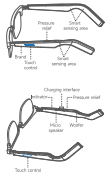

Charging

Indicator in red when charging, off if fully charged



Low battery alert

When the battery of the glasses is low, the glasses will automatically play "Battery low,It is time for charging.It is time. Glasses will automatically turn off if battery is too low。

Power on

1. Put on glasses, glasses will power on automatically

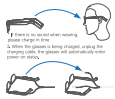

If there is no sound when wearing, please charge in time
2. When the glasses is being charged, unplug the charging cable, the glasses will automatically enter power on status。

3. In case glasses can not power on, both hands hold the smart sensing area to power on。

Power off

1. Glasses will be powered off if no wearing more than 3 mins。

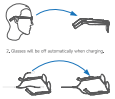

2. Glasses will be off automatically when charging。

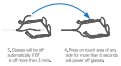

3. Glasses will be off automatically if BT is off more than 3 mins。

4. Press on touch area of any side for more than 5 seconds will power off glasses。

BT pairing

Pairing for the first time:

Put on glasses, the device will automatically power on, enter into the BT of smart device, find "Earwear" from the BT list , click to pair, you will hear "Connected" 。

Reconnection:

Within the effective range, if the BT is on, glasses will be auto-connected once wearing。

Remark：

Using glasses at the first time or changing to another smart device, please pairing BT。

Phone call mode

Swipe forward of right temple to answer call
Swipe backward of right temple to end/reject call

Voice assistant

Double-click the left temple to activate voice assistant

Music mode

Swipe left temple to adjust volume。
Forward: Volume +
Back: Volume -

Double-click the right temple to play/pause music
Swipe right temple to switch songs。
Forward: previous
Back: next

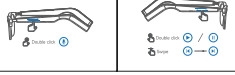

Auto detecting

* When listening to music, taking off the glasses will pause the playback, putting on the glasses will automatically resume playback。

Reminder

① To prevent possible hearing damage, do not use high volume for a long time。
② Using harsh cleaning tools or wrong cleaning supplies may cause damage to the product!Please use the original glasses cloth or a clean and soft cloth to wipe the product。Please use ordinary neutral cleaning solution, do not use abrasive cleaner or spray, highly concentrated cleaning solution, chemical cleaning solution, alcohol, or acetone solvent may cause damage, deformation, or discoloration of frames, accessories and lenses。

Safety

① Please read the user guide carefully before using this product, and keep this manual properly。
② When using it for the first time, please fully charge the product first。
③ If the product is not used for a long time (more than three months), please charge it regularly。
④ Do not wipe the dirty lenses directly, Wet the lenses first, and then use soft cloth to clean carefully, When wiping, the glasses cloth should be used in the same direction, do not use the wipe back and forth, and do not wipe in circles on the lens。
⑤ When the BT is connected, there will be a power indicator on smart devices。
⑥ Please use the device within the temperature range of 0℃~40℃, and store the device and its accessories at room temperature. Exposure to very high or low temperature may cause equipment failure。
⑦ Do not expose the glasses to the sun for a long time, otherwise they will be easily deformed, aged and broken。
⑧ Do not place in a high temperature environment, the battery may explode due to overheating。
⑨ Do not wet the product in contact with liquid, or immerse it in liquid。
⑩ Do not wipe the glasses with alcohol when cleaning, and do not allow alcohol to seep into the gap of the casing into the machine, Please keep the device and its accessories away from rain or moisture, This device does not support washing, please do not directly wash the temples or perform ultrasonic cleaning, etc。
⑪ It is forbidden to twist and bend the temples, so as not to damage the temples and cause the function failure。
⑫ The charger must meet the requirements of "2.1 Restricted Power Supply" in the standard "GB4943.1-2022 Safety of Information Technology Equipment", when charging is complete, disconnect the charger from the device and unplug the charger from the power outlet, Do not place the magnetic end of the charging cable close to metal objects to prevent the risk of short circuit caused by magnetically attracting metal objects。
⑬ This device cannot be used for protection of artificial light sources, and cannot be used as eye protection against mechanical shock damage (applicable to optical glasses)。
⑭ Please note that strenuous exercise while wearing the product may cause facial injury due to product friction。
⑮ Some people are allergic, and their skin is allergic to plastic, metal, fiber, nylon and other materials! There's symptoms such as redness, swelling, and inflammation, please stop using glasses and consult a doctor。
⑯ To avoid radio wave interference, please keep a distance of at least 15 cm from implanted medical devices or personal medical devices (such as pacemakers, cochlear implants, hearing aids, etc.), and avoid prolonged contact with the ear。
⑰ Do not disassemble or modify the equipment (including replacing the built-in battery) and accessories without authorization; otherwise the equipment and accessories will not be covered by the company's warranty.Please contact the customer service if the equipment fails。
⑱ Please dispose of equipment, batteries and other accessories according to local regulations, and do not throw them into fire or water. Improper handling of the battery may cause the battery to explode。
⑲ Please comply with local ordinances regarding the disposal of this device and its accessories, and support recycling operations。

Hazardous Substances

Parts	Hazardous substances					
	Pb	Cd	Hg	Cr(VI)	PBB	PBDE
Metal	○	○	○	○	○	○
Plastic	○	○	○	○	○	○
Electronic components	○	○	○	○	○	○
Battery	○	○	○	○	○	○
Accessories	○	○	○	○	○	○

This table is prepared in accordance with the provisions of SJ/T 11364.

○: Indicates that hazardous substance contained in all homogeneous materials of the part is below the limit specified in GB/T 26572.

□: Indicates that the hazardous substance in a certain homogeneous material of the part exceeds the limit specified in GB/T 26572.

Frequency Band: BLE5.3 2.402MHz ~ 2.480MHz
Max. Radio Frequency Transmission: 1.1mW
Fire Hazard:
This device complies with part 15 of the FCC Rules. Operation is subject to the following two conditions: (1) This device may not cause harmful interference, and (2) This device must accept any interference received, including interference that may cause undesired operation.
This equipment has been tested and found to comply with the limits for a Class B digital device, pursuant to part 15 of the FCC Rules. These limits are designed to provide reasonable protection against harmful interference in a residential installation.
This equipment generates uses and can radiate radio frequency energy and if not installed and used in accordance with the instructions, may cause harmful interference to radio communications.However,there is no guarantee that interference will not occur in a particular installation. If this equipment does cause harmful interference to radio or television reception, which can be determined by turning the equipment off and on, the user is encouraged to try to correct the interference by one or more of the following measures:
—Reorient or relocate the receiving antenna.
—Increase the separation between the equipment and receiver.
—Connect the equipment into an outlet on a circuit different from that to which the receiver is connected.
—Consult the dealer or an experienced radio/TV technician for help.
Caution: Any changes or modifications not expressly approved by the party responsible for compliance could void the user's authority to operate the equipment.
This equipment complies with FCC radiation exposure limits set forth for an uncontrolled environment. This equipment should be installed and operated with minimum distance 20 cm between the radiator & your body.
This device contains licence-exempt transmitter(s)/receiver(s) that comply with Innovation, Science and Economic Development Canada's licence-exempt RSS(s). Operation is subject to the following two conditions: (1) This device may not cause interference; and (2) This device must accept any interference, including interference that may cause undesired operation of the device.

Manufacturer: ★★★ Legal
Address:B05, South Area, Jingi Xiang Three Building, Longgang District, Shenzhen, China

Disposal of electrical and electronic equipment

The crossed-out garbage can means that you can legally dispose of this product separately from unsorted municipal waste. Disposal of the packaging material and the product at the end of its service life is voluntarily fulfilled by the user and thereby relieves the manufacturer of his obligations. Dispose of the product and packaging in accordance with applicable local regulations.

Possibilities of returning old appliances

Current and previous owners of electrical or electronic equipment in the sphere of use of commercial or private use are legally obliged to return old equipment. Old devices or devices that are defective or acquired illegally。

Data protection

We would like to point out that data stored on used electronic equipment that may be transferred to leading personal data on the disposal of old devices。

We, ★★★, hereby declare that this device complies with the basic requirements and other relevant provisions of the Directive 2014/53/EU. Conformity according to the Radio Equipment Directive 2014/53/EU and the Ordinance on the Placing on the Market of Radio Equipment can be found on the website:
https://www.★★★.com/ce/

Manufacturer: ★★★ Legal
Address:B05, South Area, Jingi Xiang Three Building, Longgang District, Shenzhen, China