


# User Manual

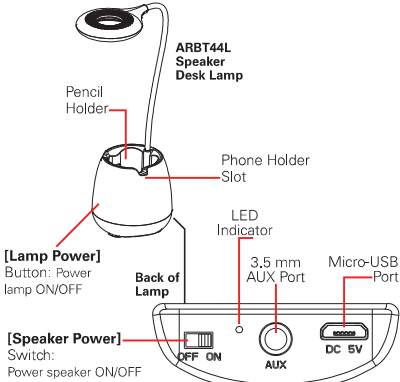
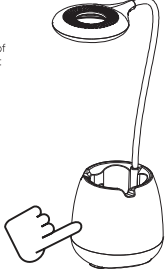
ARB44L

(Fold Inward) — — — — ➔

(Back Cover)

(Front Cover)

<p><b>FCC Information</b> This device complies with Part 15 of the FCC Rules.</p> <p><b>Caution:</b> Any changes or modifications not expressly approved could void the user's authority to operate the equipment.</p> <p><b>Note:</b> This equipment has been tested and found to comply with the limits for a Class B digital device, pursuant to part 15 of the FCC Rules. These limits are designed to provide reasonable protection against harmful interference in a residential installation. This equipment generates, uses and can radiate radio frequency energy and, if not installed and used in accordance with the instructions, may cause harmful interference to radio communications. However, there is no guarantee that interference will not occur in a particular installation. If this equipment does cause harmful interference to radio or television reception, which can be determined by turning the equipment off and on, the user is encouraged to try to correct the interference by one or more of the following measures:</p> <ul style="list-style-type: none"><li>• Reorient or relocate the receiving antenna.</li><li>• Increase the separation between the equipment and receiver.</li><li>• Connect the equipment into an outlet on a circuit different from that to which the receiver is connected.</li><li>• Consult the dealer or an experienced radio/TV technician for help.</li></ul> <p>This device complies with Part 15 of the FCC Rules. Operation is subject to the following two conditions: (1) This device may not cause harmful interference, and (2) this device must accept any interference received, including interference that may cause undesired operation.</p> <p><b>Radiation Exposure Information</b> The device has been evaluated to meet general RF exposure requirements. The device can be used in portable exposure condition without restriction.</p> <p><b>WARNING: Li-Ion Battery Inside</b> This product is fitted with a Li-ion battery. Do not damage, open, or dismantle the battery and do not use it in damp and/or corrosive conditions. Use only with compatible chargers. Never dispose of batteries in a fire, and never expose them to high temperatures. Do not expose the product to temperatures exceeding 60°C (140°F).</p> <p><b>Rating Label Definitions</b></p> <ul style="list-style-type: none"><li>Direct current symbol.</li><li>This symbol signifies the product must not be discarded as household waste, and should be delivered to an appropriate collection facility for recycling, proper disposal and recycling helps protect natural resources, human health and the environment.</li><li>This symbol signifies and declares that this equipment has battery charging which complies with California CIC and energy efficiency.</li><li>This symbol signifies that this is a wireless device powered by Bluetooth® technology.</li><li>This symbol represents FCC Declaration of Conformity and compliance.</li></ul>	<p><b>Warranty Information</b></p> <p><b>90-Day Limited Warranty</b> Territory: United States/Canada</p> <p><b>LIMITED WARRANTY TO ORIGINAL CONSUMER</b> This product as supplied and distributed here by an authorized seller is warranted by Southern Telecom, Inc. to the original consumer purchaser against defects in materials and workmanship ("Warranty") as follows:</p> <p><b>To obtain warranty service:</b></p> <ul style="list-style-type: none"><li>• Visit our customer support portal: <a href="http://www.customersupport123.com">www.customersupport123.com</a></li><li>• Select the brand and model of your device.</li><li>• Select "Service Request" and fill out the form to begin your enquiry.</li><li>• Exchange requires dated proof of purchase from an authorized retailer.</li></ul> <p>Your product will be repaired or replaced, at our option, for the same or similar model of equal value if examination by the service center determines this product is defective. Products received damaged as a result of shipping will require you to file a claim with the carrier.</p> <p><b>Warranty service not provided</b> This warranty does not cover damage resulting from accident, misuse, abuse, improper installation or operation, lack of reasonable care, unauthorized modification including software modifications such as the installation of custom firmware. This warranty is voided in the event any unauthorized person opens, alters or repairs the product. All products being returned to the authorized service center for repair must be suitably packaged.</p> <p><b>NO WARRANTIES, WHETHER EXPRESS OR IMPLIED, INCLUDING, BUT NOT LIMITED TO, ANY IMPLIED WARRANTIES OF MERCHANTABILITY OR FITNESS FOR A PARTICULAR PURPOSE, OTHER THAN THOSE EXPRESSLY DESCRIBED ABOVE, SHALL APPLY. DISTRIBUTOR FURTHER DISCLAIMS ALL WARRANTIES AFTER THE EXPRESS WARRANTY PERIOD STATED ABOVE. NO OTHER EXPRESS WARRANTY OR CLARIFICATION GIVEN BY ANY PERSON, PRINT OR BATTERY WITH RESPECT TO THE PRODUCT SHALL BE BINDING ON DISTRIBUTOR, REPAIR, REPLACEMENT, OR REFUND OF THE ORIGINAL PURCHASE PRICE - AT DISTRIBUTOR'S SOLE DISCRETION - ARE THE EXCLUSIVE REMEDIES OF THE CONSUMER. IN NO EVENT WILL DISTRIBUTOR OR ITS MANUFACTURERS BE LIABLE FOR ANY INCIDENTAL, DIRECT, INDIRECT, SPECIAL, PUNITIVE OR CONSEQUENTIAL DAMAGES (SUCH AS, BUT NOT LIMITED TO, DAMAGES FOR LOSS OF PROFITS, BUSINESS, SAVINGS, DATA OR RECORDS CAUSED BY THE USE, MISUSE OR INABILITY TO USE THE PRODUCT, EXCEPT AS STATED HEREIN. NO OTHER WARRANTIES SHALL APPLY. NOTWITHSTANDING THE FOREGOING, CONSUMER'S RECOVERY AGAINST DISTRIBUTOR SHALL NOT EXCEED THE PURCHASE PRICE OF THE PRODUCT SOLD BY DISTRIBUTOR. THIS WARRANTY SHALL NOT EXTEND TO ANYONE OTHER THAN THE ORIGINAL CONSUMER WHO PURCHASED THE PRODUCT AND IS NOT TRANSFERABLE.</b></p> <p>Some countries, states or provinces do not allow the exclusion or limitation of incidental or consequential damages or limitations on warranties, so limitation or exclusions may not apply to you. This warranty gives you specific legal rights, and you may have other rights that vary from state to state or province to province. Contact your authorized reseller to determine if another warranty applies.</p>	<p><b>ART+SOUND™</b></p> <p><b>ART+SOUND™</b></p> <p>All product names, trademarks, and registered trademarks are property of their respective owners. All company, product, and service names used in this document are for identification purposes only. Use of these names, trademarks, and brands does not imply endorsement.</p> <p>Designed in US Printed in China v1.12-2021</p>	<p><b>ART+SOUND™</b></p> <p>Instruction Manual <b>Wireless Speaker</b> with 4-in-1 Adjustable Desk Lamp ARB44L /XY-AU003</p> 
--	---	---	--

<p><b>Before You Begin...</b></p> <p><b>READ CAREFULLY AND KEEP THIS MANUAL</b></p> <p><b>Customer Support</b> For any questions or problems with your product, please visit our website at <a href="http://customersupport123.com">customersupport123.com</a>.</p> <p><b>Caution</b> To ensure safe and proper use, read all safety information before using the device. Only use with manufacturer-approved batteries, chargers, accessories, and supplies.</p> <ul style="list-style-type: none"><li>• <b>THIS DEVICE IS NOT A TOY.</b> Keep away from children and pets.</li><li>• Do not disassemble, modify, or repair the device.</li><li>• Do not expose to extreme temperatures (heat or cold), open flames, humid, or wet conditions.</li><li>• <b>Do not submerge in water.</b></li><li>• Low power may cause poor Bluetooth connection or sound distortion.</li><li>• Do not overcharge battery.</li><li>• If using with a USB adapter, make sure the adapter is not damaged.</li><li>• Do not allow the USB port or the connectors of the supplied USB cable to be exposed to dust or water, or to come into contact with any conductive materials such as liquids, metallic powders, etc.</li><li>• The device contains a built-in battery and should not be disposed of with regular household waste. Please consult the local authorities on the correct way to dispose of this device.</li></ul> <p><b>In the Box</b></p> <ul style="list-style-type: none"><li>• ARB44L - Speaker Desk Lamp (x1)</li><li>• Micro-USB Cable (x1)</li><li>• User Manual (x1)</li></ul>	<p><b>Location of Controls</b></p> 	<p><b>Getting Started</b></p> <p><b>Charging the Speaker Lamp</b> Plug the small connector of the included charging cable into the micro-USB port on the back of the lamp. Plug the large connector into a USB power source such as the USB port on a computer, or into a <b>5V USB adapter</b> (not included) and plug into a wall outlet.</p> <p>The LED indicator will <b>turn RED</b> while charging and turn OFF when fully charged. When low on power, a tone will be heard indicating that it needs to be recharged.</p> <p><b>Using the Lamp</b> Charge the speaker lamp before using, or keep connected to power.</p> <ul style="list-style-type: none"><li>• Press the <b>[Lamp Power]</b> button on the front of the lamp to power the lamp ON on the lowest brightness.</li><li>• Press the <b>[Lamp Power]</b> button a 2nd time to switch to medium brightness.</li><li>• Press the <b>[Lamp Power]</b> button a 3rd time to switch to high brightness.</li><li>• Press the <b>[Lamp Power]</b> button a 4th time to turn the lamp OFF.</li></ul> <p><b>1x Press: Low 2x Press: Medium 3x Press: High 4x Press: OFF</b></p> 	<p><b>Playing Music</b> To listen to music or audio on the speaker, you must be wirelessly paired to a Bluetooth device, or connected to the speaker's AUX port. See the <b>Bluetooth Pairing</b> and <b>Using the AUX Input</b> sections of this manual for instruction.</p> <p>In both Bluetooth mode and AUX mode, all volume &amp; playback adjustment will be controlled with your connected device.</p> <p><b>Powering the Speaker ON/OFF</b></p> <ul style="list-style-type: none"><li>• Move the <b>[Speaker Power]</b> switch on the back of the lamp to power the speaker ON and OFF.</li><li>• When powered ON, the speaker will enter Bluetooth pairing mode, and will automatically re-pair to any available previously-paired device nearby.</li></ul> <p><b>Bluetooth Pairing</b></p> <ol style="list-style-type: none"><li>1. Power the speaker ON. A tone will be heard and the speaker will enter Bluetooth pairing mode. The LED indicator will <b>quickly flash BLUE</b>.</li><li>2. Set your mobile device to search for new Bluetooth devices. Select <b>ARB44L</b> when it appears on the list of found devices.</li><li>3. After a successful pairing, a tone will be heard, and the LED indicator will <b>turn solid BLUE</b>.</li></ol> <p><b>Using the AUX Input</b> Insert one end of a 3.5 mm auxiliary cable (not included) into the 3.5 mm AUX input port on the back speaker.</p> <p>Insert the other end into the headphone jack or 3.5 mm aux output port on your media-playing device.</p>
--	---	---	---