



**Photograph 1. Conducted Emissions, Overall Test Setup**




**Photograph 2. Conducted Emissions, LISN Connection**




**Photograph 3. Conducted Testing Setup**



**Photograph 4. Field Strength Within the Band 13.553 MHz – 13.567 MHz, 9 kHz – 30 MHz, Antenna**




**Photograph 5. Field Strength Within the Band 13.553 – 13.567 MHz, 9 kHz – 30 MHz Rear**



**Photograph 6. Spurious Emissions Outside the Bands, 13.110 - 14.010 MHz, 30 MHz – 135.6 MHz, Front**





**Photograph 7. Spurious Emissions Outside the Bands, 13.110 - 14.010 MHz, 30 MHz – 135.6 MHz, Rear**



**Photograph 8. Spurious Emissions Outside the Bands, 13.110 - 14.010 MHz, 30 MHz – 135.6 MHz, Antenna**



**Photograph 9. Spurious Emissions Outside the Bands, 13.553 – 13.567 MHz, 9 kHz – 30 MHz, Antenna**