


FCC ID: X4YHABUS4U1

SmartWi-Fi LED
Color bulb

Quick setup guide



- 1 Scan the QR code or download the **Nexxt Home** app from Google Play or Apple App Store.

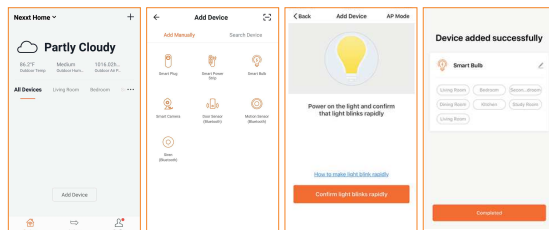


- 2 Connect your mobile device to a 2.4GHz Wi-Fi network.



Note: Smart bulbs only support the 2.4GHz networks.


- 3 Launch the **Nexxt Home** app and follow the in-app instructions to connect the smart bulb to your home network.



Support: If you encounter any issues during installation or configuration, please visit www.nexstsolutions.com/support for web support. You can also go to www.nexstsolutions.com/nexthome to download full product manual.

Bombilla inteligente Wi-Fi
con LED multicolor

Guía de configuración rápida



- 1 Escanea el código QR o descarga la aplicación **Nexxt Home** de Google Play o Apple App Store.

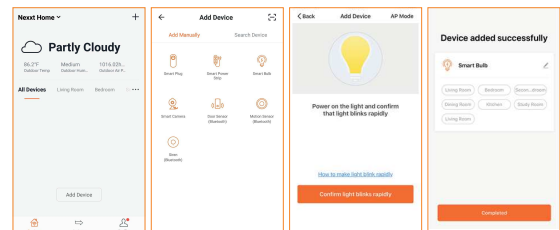


- 2 Conecta tu dispositivo móvil a una red Wi-Fi de 2.4GHz.



Nota: La bombilla inteligente sólo opera en la banda de 2.4GHz.

- 3 Abre la aplicación **Nexxt Home** y ejecuta las instrucciones para conectar la bombilla inteligente a la red de tu hogar.



Asistencia: De experimentar cualquier dificultad durante la instalación o configuración del producto, visita www.nexstsolutions.com/support para asistencia en nuestro sitio web. También puedes ir a www.nexstsolutions.com/nexthome si deseas descargar el manual del producto.

FCC statement

This device complies with Part 15 of the FCC rules. Operation is subject to the following two conditions: 1) this device may not cause harmful interference, and 2) this device must accept any interference received, including interference that may cause undesired operation.

Note: This equipment has been tested and found to comply with the limits for a Class B digital device, pursuant to part 15 of the FCC Rules. These limits are designed to provide reasonable protection against harmful interference in a residential installation. This equipment generates uses and can radiate radio frequency energy and, if not installed and used in accordance with the instructions, may cause harmful interference to radio communications. However, there is no guarantee that interference will not occur in particular installation. If this equipment does cause harmful interference to radio or television reception, which can be determined by turning the equipment off and on, the user is encouraged to try to correct the interference by one or more of the following measures:

- Reorient or relocate the receiving antenna.
- Increase the separation between the equipment and receiver.
- Connect the equipment into an outlet on a circuit different from that to which the receiver is connected.
- Consult the dealer or an experienced radio/TV technician for help.

Changes or modifications not expressly approved by the party responsible for compliance could void the user's authority to operate the equipment.

FCC Radiation Exposure Statement

This device complies with FCC RF radiation exposure limits set forth for an uncontrolled environment. This transmitter must not be co-located or operating in conjunction with any other antenna or transmitter.

This device must operate with a minimum distance of 20 cm between the radiator and user body.