
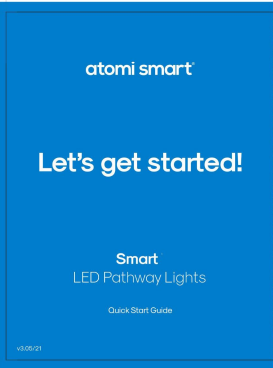


120.00 mm




Get the app
Download the Atomi Smart app from the App Store or Google Play.



Register
Follow the on-screen instructions and register an account.



Add your Smart Bridge
Press "Add Device" or the "+" sign and choose the Smart Bridge to install from the device list.



Turn your phone's Bluetooth ON
Connect the Smart Bridge to the USB wall charger and plug it into the outlet. Press "Continue" on the Atomi Smart app.
For a smooth connection, do not add the Smart Pathway Lights now. You will be prompted to do so later.



Turn on the Smart Pathway Lights
Then open the Atomi Smart device that you added on the Atomi Smart app home screen.



Add your Smart Pathway Lights
Press "Add new device". If you have already added the device on Step 4, press "Add existing device". Follow the on-screen instructions.

Troubleshooting

Smart LED Pathway Lights

The app can't find my smart device.
Please reset your device.
For Smart Bridge: Make sure that your phone's Bluetooth is turned ON and the permission settings are allowing the app to connect via Bluetooth.
For Smart Pathway Lights: Press and hold the "Power" button until the light starts flashing to reset your device.

My Atomi Smart device appears as "Unavailable" in the app.
Refresh the device list.

I just replaced my router.
If you replace your router, you will need to reset your devices and add them again to the app.

Can the cords be buried?
Yes, cords can be buried.

How to control multiple lights simultaneously?
- Open the Atomi Smart app and select one of the pathway lights that you've added.
- Press the "test" button on the top-right corner of the screen.
- Press "Create Group" and select your lights.
- Press "Save". You can now control your pathway lights simultaneously.

For more information about app and device features, tutorials and troubleshooting tips go to:
www.atomisart.com/help/PathwayLights

Still can't connect? Need assistance?
Our friendly customer service team will work hard to get a smile back on your face. Here's how we can connect.

1-800-757-1440
Mon-Fri 9:00-5:00 EST (US)
or.support@atomiusa.com

Welcome to the Atomi Smart family!
We know you will love our products so much that we are giving you an exclusive **15% off** your next purchase on atomismart.com.

Log onto <https://atomismart.com/shop-now/>

Add to Cart

Enter promo code **ATOMI15OFF**

Proceed to checkout

Free shipping on orders over \$50 *within the contiguous US only*

Terms and conditions apply.

The following terms and conditions apply to the promo code:
1. Coupon is only valid on the Atomi Smart website www.atomisart.com.
2. A valid code must be entered at the checkout page in order to redeem the promotion.
3. Customers can only redeem one time at checkout.
4. Customers can only use the promo code once.
5. Atomi Smart reserves the right to transfer or modify any order or revoke the use of the promo code for any reason.
6. Unless otherwise stated, promo codes are not valid in conjunction with other promotions or discounts.
7. Additional terms and conditions may be specified in relation to specific promo codes for certain locations, eligibility, product amount and product availability, and will govern the use and redemption of those codes.
8. Promo code is not exchangeable for cash.
9. Atomi Smart will not be liable in order to request to offer replacement codes, discounts, credits, cash or otherwise compensate customers for a. expired/used or cancelled promo code, b. improper use of, or inability to redeem, a promo code or c. the inability to redeem promo code due to technical issues.

FCC Warning Statement
Changes or modifications not expressly approved by the party responsible for compliance could void the user's authority to operate the equipment. This equipment has been tested and found to comply with the limits for a Class B digital device, pursuant to Part 15 of the FCC Rules. These limits are designed to provide reasonable protection against harmful interference in a residential installation. This equipment generates uses and can radiate radio frequency energy and, if not installed and used in accordance with the instructions, may cause harmful interference to radio communications. However, there is no guarantee that interference will not occur in a particular installation. If this equipment does cause harmful interference to radio or television reception, which can be determined by turning the equipment off and on, the user is encouraged to try to correct the interference by one or more of the following measures:
- Reorient or relocate the receiving antenna.
- Increase the separation between the equipment and receiver.
- Connect the equipment into an outlet on a circuit different from that to which the receiver is connected.
- Consult the dealer or an experienced radio/TV technician for help.

FCC Notice:
This device complies with Part 15 of the FCC Rules. Operation is subject to the two following conditions:
1. This device may not cause harmful interference.
2. This device must accept any interference received, including interference that may cause undesired operation.

Warning
This product contains a lithium-ion battery, which is subject to the State of California's recall and other reproductive harm. For more information go to www.66150.com.

atomi smart
For questions or concerns, email us at support@atomiusa.com.
Manufactured and marketed by Atomi Inc.
10 West 31st St., New York, NY 10001
atomi™ is a trademark of Atomi Inc.
atomi smart® is a registered trademark of Atomi Inc.
Designed by Atomi in New York, Made in China.

Two-year limited warranty from the date of purchase against defects in material and workmanship.