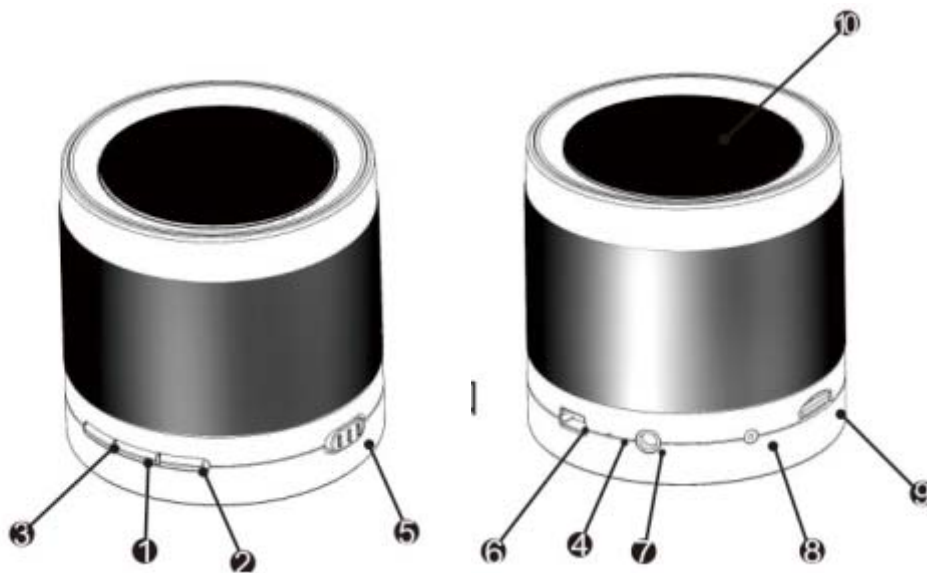


User Manual
Model:T16
Brand name:ETEK CITY
FCC ID:2AB22T16

Production Introduction

Thank you for purchasing our Bluetooth speaker system. This product supports Bluetooth 2.1+EDR, a great range of mobile phones, smart phones, tablets, laptops and various other Bluetooth enabled devices. Our modern design uses the latest in electronic technology to produce a high end music experience and still keep its ultimate portable features with its built-in rechargeable lithium battery and remote control.

Please read the following instructions carefully before operating. Keep them safe for future reference.



- | | |
|------------------------------|------------------------|
| 1. Play/Pause | 2. Next Song/Volume Up |
| 3. Previous Song/Volume Down | 4. Indicate Light |
| 5. Power On/Off | 6. Mini USB DC In |
| 7. AUX in Jack | 8. MIC |
| 9. TF Slot | 10. Speaker Unit |

Product Features

- Graceful sound quality, petty body but great sound volume.
- Decorous& fashionable facade.
- The latest blue-tooth technology, wide be used.
- Control the music playing between speaker and mobile phone or other equipments with Bluetooth.
- Support lots of sound sources input.
- USB power supply or power adapter, built-in rechargeable lithium battery, very easy to use.
- Support answer calling.

Technical Parameters

- Speaker Unit: 2 " 3 Ω
- Frequency Response: 100Hz~18KHz
- S/N Ratio: ≥ 70 dB
- Bluetooth Standard: 2.1+EDR
- Bluetooth signal power: CLASS II
- Supports: A2DP, AVRCP, HF and etc.
- Signal Distance: 8 - 10M
- Power: DC5V 500mA
- Built-in Battery: 3.7V 500mAH, re chargeable lithium battery.
- Playing Time: 7 hours (middle volume)
- Product Size (D*H): 64X67 mm
- Weight: 195g

How to Operate.

Charge Up

Connect the DC power 5V 500mA, indicate light red, it is charging up, till light put out, finish.

※ Charge up in OFF situation, 3 hours can be full; if in ON/WORKING situation, more or less 5 hours.

※ Please charge up before use this product.

ON/OFF

Turn On: Push the button to ON position, indicate light is shining.

※ There will be different color shine on the indicate light if this product start Bluetooth mode or AUX in mode. Please check below instruction:

Activate Mode Change

This product supports 3 modes: Bluetooth mode, AUX in mode and TF mode, can change to each other easily by pressing Play/Pause button.


If the 3.5 mm jack of Audio cable insert into speaker, AUX mode default; if not, Bluetooth mode is starting.



Bluetooth Mode



Turn on, wait for the working lamp flicker blue color, Bluetooth mode start.

•Pair: It is necessary to pair this product for the first operate, operation as below: once turn on the speaker, pairing status start, pair to this product, item code (name) is T16 (Noted: if the pass code is required, entry "0000")


• Operation: After pairing is completed, you will be able to play music from you Bluetooth player wirelessly to the speaker. You will be able to control the functions with the PLAY/PAUSE, VOLUME UP/DOWN buttons, and also be able to answer/refuse your calling.


Short press , play/pause

Short press , previous song, , next song.

Long press , volume decrease, , volume increase.

When coming call, short press "" to answer the call.

When finished, short press "" to hang up.


Long press "", change to MP3 mode.

• **Connecting device memory:** When you turn on the speaker in Bluetooth mode, it will connect with the device which work with it last time automatically. If the device is out of effective range, pair procedure start.

Ps: There may be some difference between different devices, such as smart phones, computers and etc. which has Bluetooth function, before pair to this speaker, check devices manual first.


AUX Line in Mode:

The indication light will show a green color when an AUX cable is connected to the speaker. This will auto set the speaker to AUX Input Mode. When the speaker is used in AUX mode you will only be able to control the music

Volume Up/Down from the speaker. Long press "", change to Bluetooth mode.

TF Card Mode:

With voice prompt when entered into MP3 mode. The indication light will show a green color. Supports music files like MP3, WMA, WAV, AMR, etc. When the speaker is used in TF mode you will only be able to control the music Volume

Up/Down from the speaker. Long press "", change to AUX mode.

Low Voltage Warning

- The indicator light will flash red when the power is too low. Please recharge the speaker. No power, the speaker will switch off automatically.

Instruction on Product Safety Maintenance

- Do not place this product under the high-temperature and damp environment and make it be caught by rain or impacted by strong force.
- If this product gives out smoke or encounters other exceptions, quickly plug off the DC-USB power cable
Plug to avoid accidents and contact local franchiser or dial the seller for repair.
- The audio signal cable and power cable can not be pulled, tied, extruded, trampled or suspended with heavy objects to avoid damage to the insulation layer of the audio signal cable and USB power cable, which will lead to short circuit or bad contact.
- Please use attachment adapter.
- Please power off this product when it is not operated for a long time

There is built-in lithium battery in this product, please pay attention below note.

Your products are made of the high-quality materials and components and can be recycled for reuse. Notice that classified collection system of the local electric appliances or electronic products. If the products which packages include cross and recycling box symbol, they should be processed according to the local regulations, do not discard the products as common household rubbish.

Package List

- T3 Pro Bluetooth Wireless Speaker.....1 set
- User Manual1 copy
- 3.5mm Stereo Audio Cable.....1 piece
- Standard USB to Mini USB Power Cable.....1 piece

* If the materials inside the package are not consistent with the accompanied list, please contact the manufacturer or retail seller who you purchased the unit from.

This device complies with part 15 of the FCC rules. Operation is subject to the following two conditions:

- (1) this device may not cause harmful interference, and
- (2) this device must accept any interference received, including interference that may cause undesired operation.

Changes or modifications to this unit not expressly approved by the party responsible for compliance could void the user's authority to operate the equipment.