




PHOTOGRAPHS OF TEST SET UP




**Figure 1 – Conducted Disturbance at Mains Terminals
(FCC Part 15B, ICES-003 and RSS-GEN)**




**Figure 2 – Radiated Disturbance - 30 MHz to 1 GHz
(FCC Part 15B, ICES-003 and RSS-GEN)**



**Figure 3 – Radiated Disturbance - 1 GHz to 5 GHz
(FCC Part 15B, ICES-003 and RSS-GEN)**



**Figure 4 - Field Strength of Emissions - 30 MHz to 1 GHz
(FCC Part 15C/RSS-247/RSS-GEN)**



**Figure 5 - Field Strength of Emissions - 1 GHz to 10 GHz
(FCC Part 15C/RSS-247/RSS-GEN)**