




## Test Set Up Photographs Radiated



**Photograph 1: Front View Radiated Emissions, Below 1000 MHz Worst Case Configuration**



**Photograph 2: Back View Radiated Emissions, Below 1000 MHz Worst Case Configuration**



**Photograph 3: Front View Radiated Emissions Worst Case – Above 1000 MHz Configuration**




**Photograph 4: Back View Radiated Emissions Worst Case – Above 1000 MHz Configuration**

## Reference Test Set Up Photographs



**Photograph 5: Reference Photo of Test Setup for Emissions Below 30 MHz**



**Photograph 6: Reference Photo of Test Setup for Emissions From 30 MHz to 1000 MHz**



**Photograph 7: Reference Photo of Test Setup for Emissions Above 1000 MHz**