

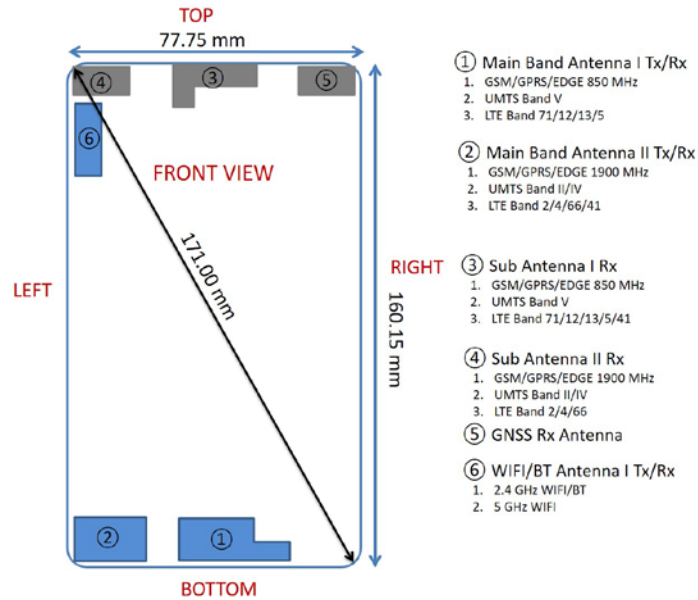


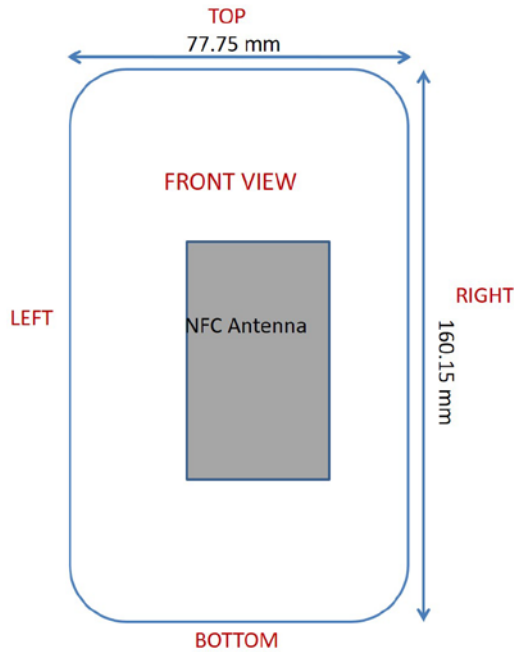
## APPENDIX F: DUT ANTENNA DIAGRAM & SAR TEST SETUP PHOTOGRAPHS

<b>FCC ID</b> ZNFQ710TS		<b>SAR EVALUATION REPORT</b>		<b>Approved by:</b> Quality Manager
<b>Test Dates:</b> 03/08/18 - 03/26/18	<b>DUT Type:</b> Portable Handset	<b>APPENDIX F:</b> Page 1 of 11		




Note: Exact antenna dimensions and separation distances are shown in the Technical Descriptions in the FCC Filing.

**Figure F-1  
DUT Antenna Locations**



**Figure F-2  
NFC Antenna Locations**



FCC ID ZNFQ710TS		SAR EVALUATION REPORT		Approved by: Quality Manager
Test Dates: 03/08/18 - 03/26/18	DUT Type: Portable Handset			APPENDIX F: Page 2 of 11




**SAR Test Setup Photo 1 – Right Cheek**



**SAR Test Setup Photo 2 – Right Tilt**



<b>FCC ID</b> ZNFQ710TS		<b>SAR EVALUATION REPORT</b>		<b>Approved by:</b> Quality Manager
<b>Test Dates:</b> 03/08/18 - 03/26/18	<b>DUT Type:</b> Portable Handset			<b>APPENDIX F:</b> Page 3 of 11



**SAR Test Setup Photo 3 – Left Cheek**



**SAR Test Setup Photo 4 – Left Tilt**



<b>FCC ID</b> ZNFQ710TS		<b>SAR EVALUATION REPORT</b>		<b>Approved by:</b> Quality Manager
<b>Test Dates:</b> 03/08/18 - 03/26/18	<b>DUT Type:</b> Portable Handset			<b>APPENDIX F:</b> Page 4 of 11



**SAR Test Setup Photo 5 – Back Side at 10mm**



**SAR Test Setup Photo 6 - Back Side at 3mm**



<b>FCC ID</b> ZNFQ710TS		<b>SAR EVALUATION REPORT</b>		<b>Approved by:</b> Quality Manager
<b>Test Dates:</b> 03/08/18 - 03/26/18	<b>DUT Type:</b> Portable Handset			<b>APPENDIX F:</b> Page 5 of 11




**SAR Test Setup Photo 7- Back Side at 0mm**



**SAR Test Setup Photo 8- Front Side at 10mm**



<b>FCC ID</b> ZNFQ710TS		<b>SAR EVALUATION REPORT</b>		<b>Approved by:</b> Quality Manager
<b>Test Dates:</b> 03/08/18 - 03/26/18	<b>DUT Type:</b> Portable Handset			<b>APPENDIX F:</b> Page 6 of 11



**SAR Test Setup Photo 9- Front Side at 2mm**



**SAR Test Setup Photo 10- Front Side at 0mm**

<b>FCC ID</b> ZNFQ710TS		<b>SAR EVALUATION REPORT</b>		<b>Approved by:</b> Quality Manager
<b>Test Dates:</b> 03/08/18 - 03/26/18	<b>DUT Type:</b> Portable Handset			<b>APPENDIX F:</b> Page 7 of 11







**SAR Test Setup Photo 11 - Top Edge at 10mm**




**SAR Test Setup Photo 12 - Top Edge at 0mm**

<b>FCC ID</b> ZNFQ710TS		<b>SAR EVALUATION REPORT</b>		<b>Approved by:</b> Quality Manager
<b>Test Dates:</b> 03/08/18 - 03/26/18	<b>DUT Type:</b> Portable Handset			<b>APPENDIX F:</b> Page 8 of 11







**SAR Test Setup Photo 13 - Bottom Edge at 10mm**




**SAR Test Setup Photo 14 - Bottom Edge at 0mm**



<b>FCC ID</b> ZNFQ710TS		<b>SAR EVALUATION REPORT</b>		<b>Approved by:</b> Quality Manager
<b>Test Dates:</b> 03/08/18 - 03/26/18	<b>DUT Type:</b> Portable Handset	APPENDIX F: Page 9 of 11		



**SAR Test Setup Photo 15 – Left Edge at 10mm**





**SAR Test Setup Photo 16 – Left Edge at 0mm**

<b>FCC ID</b> ZNFQ710TS		<b>SAR EVALUATION REPORT</b>		<b>Approved by:</b> Quality Manager
<b>Test Dates:</b> 03/08/18 - 03/26/18	<b>DUT Type:</b> Portable Handset			<b>APPENDIX F:</b> Page 10 of 11



**SAR Test Setup Photo 17 – Vertical and Horizontal Reference lines**

<b>FCC ID</b> ZNFQ710TS		<b>SAR EVALUATION REPORT</b>		<b>Approved by:</b> Quality Manager
<b>Test Dates:</b> 03/08/18 - 03/26/18	<b>DUT Type:</b> Portable Handset			<b>APPENDIX F:</b> Page 11 of 11