

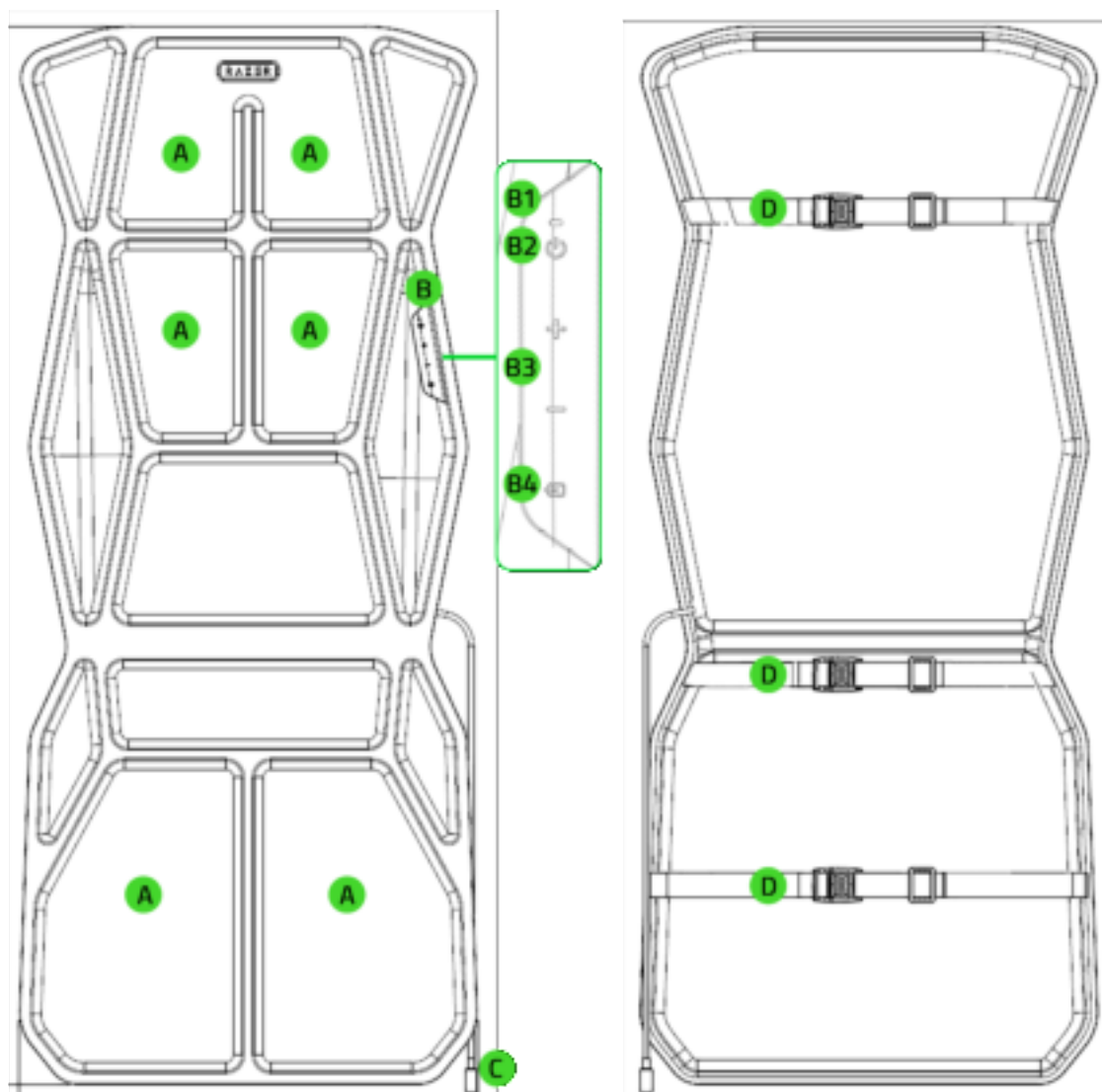


HAPTICS CUSHION (RC81-0434)

IMPORTANT PRODUCT INFORMATION GUIDE

WHAT'S INSIDE

- HAPTICS CUSHION (RC81-0434)

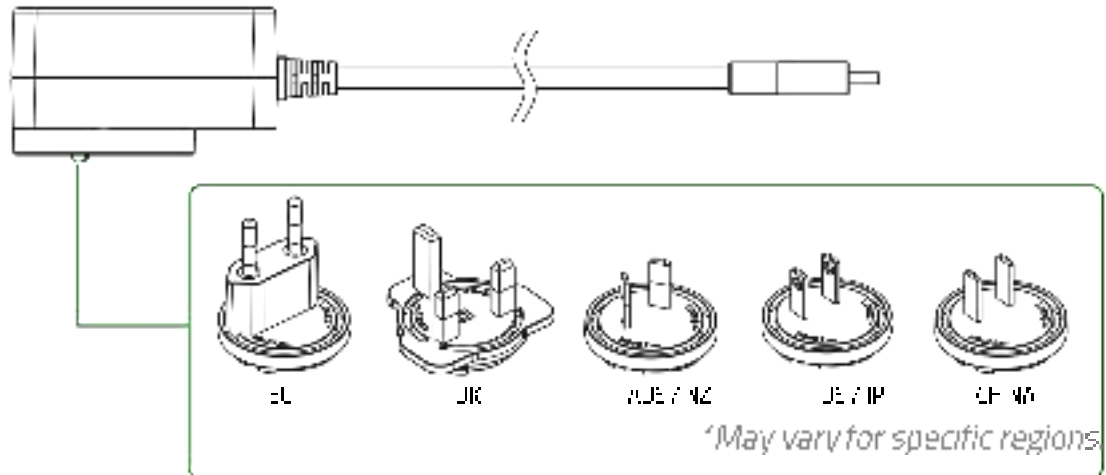


- A. Razer Sensa HD Haptics
- B. Control panel
 - B1. Indicator LED
 - B2. Power button
 - B3. Haptic level buttons
 - B4. Source button
- C. Power port
- D. Adjustable chair straps

- Razer HyperSpeed Wireless Dongle



- Power adapter with interchangeable plugs⁴



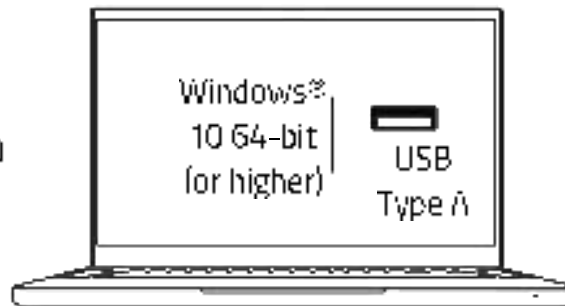
- Important Product Information Guide

WHAT'S NEEDED



Razer gaming chair⁴

AND



OR



Android 12
(or higher)
mobile device

⁴Not included. Also compatible with other third-party gaming chairs.

LET'S GET YOU COVERED

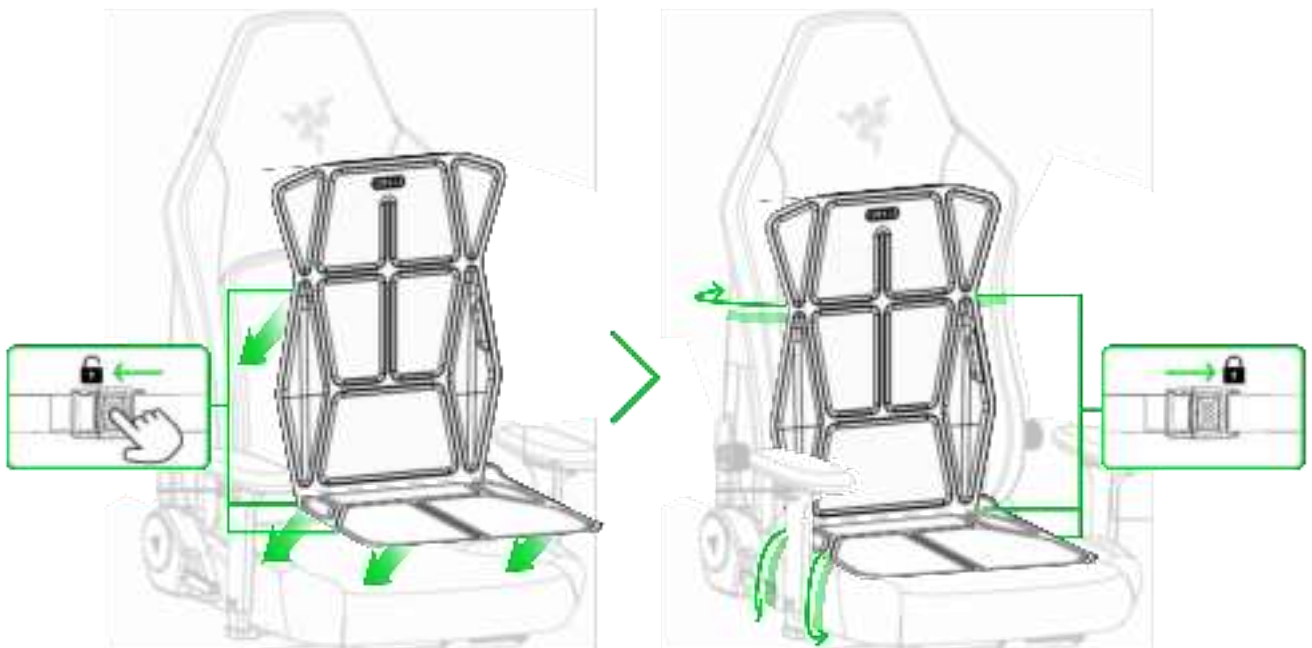


Register your product and score exclusive benefits
razerid.razer.com/warranty

*Your product's
serial number can
be found here.*

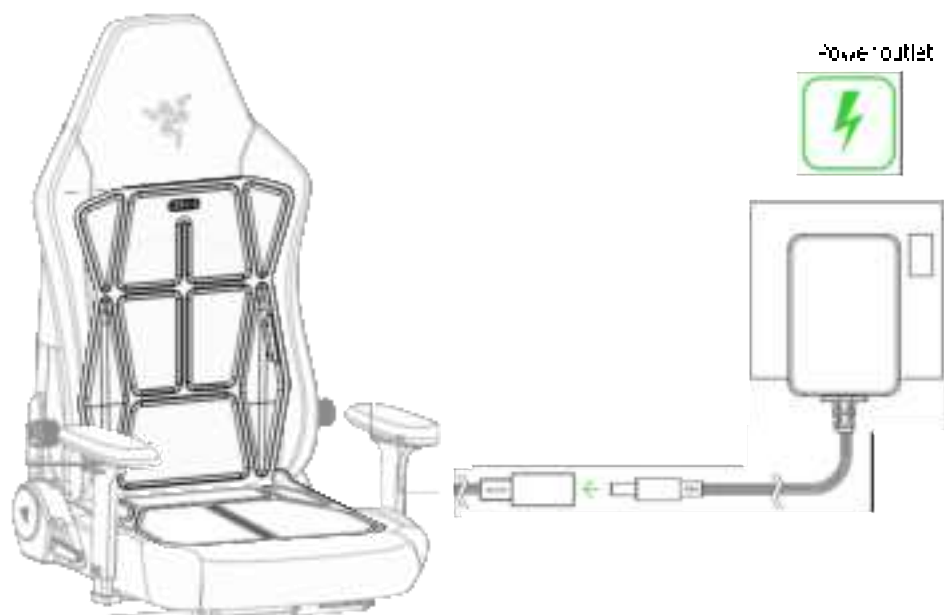
GETTING STARTED

1.



Make sure the gaming cushion is securely strapped into the gaming chair and its power port is accessible and not underneath the gaming cushion.

2.

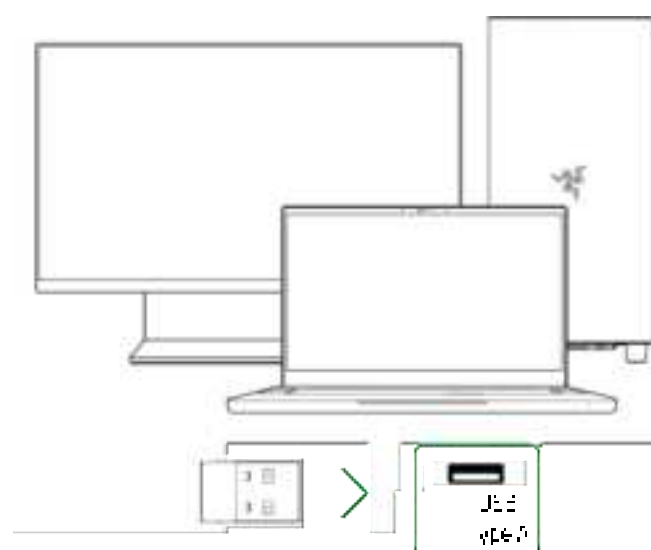


 Use the appropriate AC plug for your region.

CONNECTING TO YOUR GAMING CUSHION

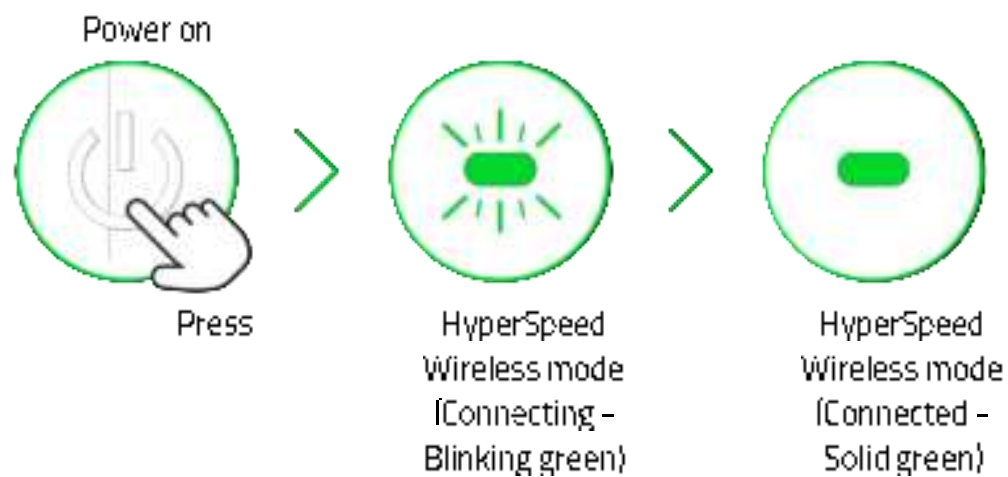
A. RAZER HYPERSPEED WIRELESS MODE (2.4 GHZ)

1.



 Install Razer Synapse when prompted or download the installer from razer.com/synapse.

2.



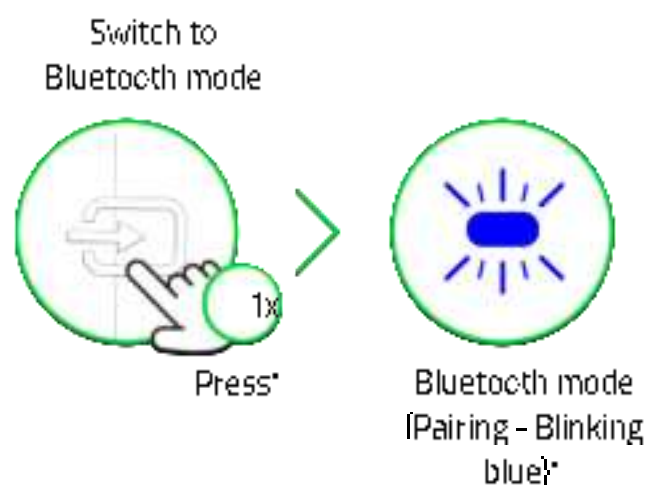
Your gaming cushion is now ready to use in Razer HyperSpeed Wireless mode (2.4 GHz).

B. BLUETOOTH MODE

1.

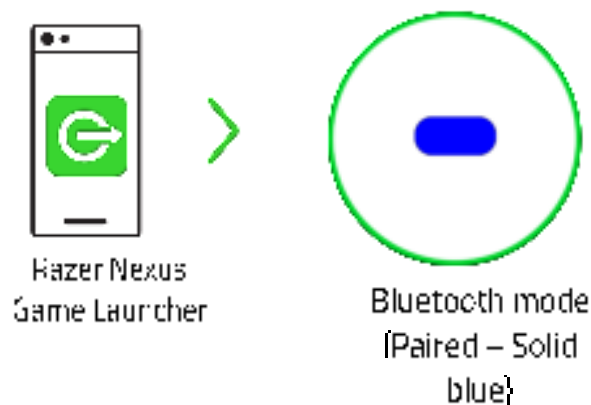


2.



**For initial setup only*

3.



i Launch the app and follow the onscreen instructions.

Your gaming cushion is now ready to use in Bluetooth mode.

CUSTOMIZING THE GAMING CUSHION'S HAPTICS

RAZER SYNAPSE (PC)

Fine-tune the gaming cushion on your PC to match your preferred tactile feedback level, or start gaming immediately using presets for an immersive experience.

i Only available on Windows 10 64-bit (or higher).

RAZER NEXUS GAME LAUNCHER APP (MOBILE DEVICES)

Immerse yourself in a full-body, high-definition positional haptics on your gaming cushion as you enjoy movies, music, and other content using your Android mobile device.

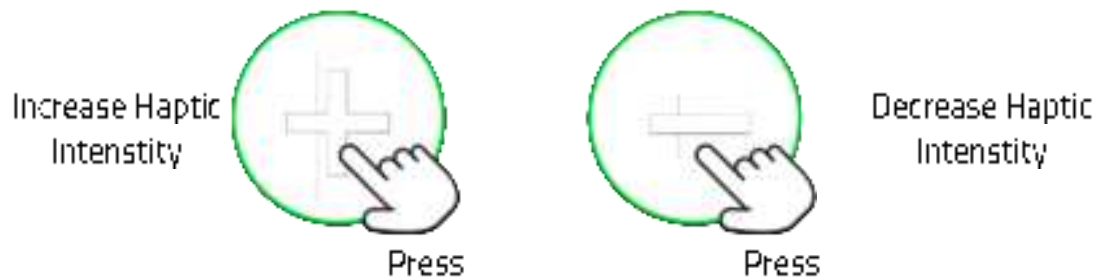
i Only available on Android 12 (and higher) mobile devices with Bluetooth connectivity.

USING THE GAMING CUSHION

POWER ON / OFF



ADJUSTING THE HAPTIC INTENSITY

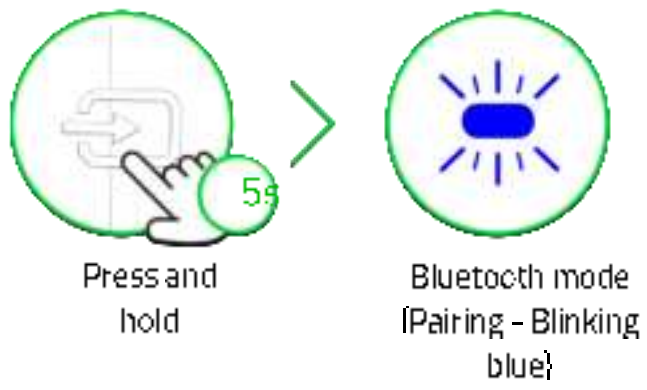


SWITCHING BETWEEN SOURCES



i Using Bluetooth as an audio source will reconnect the gaming cushion to the last paired device after it has been powered on again. Pairing mode will be activated if no device is found.

ACTIVATING BLUETOOTH PAIRING MODE (FOR NEW DEVICES)



SAFETY AND MAINTENANCE

SAFETY GUIDELINES

To achieve maximum safety while using your HAPTICS CUSHION {RC81-0434}, we suggest that you adopt the following guidelines:

- The gaming cushion is NOT recommended for individuals with pacemakers and/or internal medical devices, as it may interfere with how pacemakers and other sensitive devices function.
- Should you need help operating the HAPTICS CUSHION {RC81-0434} properly and troubleshooting does not work, contact the Razer hotline or go to support.razer.com for assistance.
- Before using the gaming cushion, it's recommended that you test each haptic level to determine your preferred intensity.
- Don't disassemble, drop, or subject the gaming cushion to undue pressure. Don't operate it under abnormal current loads. Doing so will void your warranty.
- Don't use the gaming cushion with wet hands or body.
- To prevent the gaming cushion's color from fading and upholstery from drying, avoid exposure to high heat such as a radiator or a fireplace, and keep out of direct sunlight.
- Always make sure the gaming cushion is strapped tightly and correctly propped up against your gaming chair's backrest.
- To prevent damage to the upholstery, keep the gaming cushion away from sharp objects or pets with claws and teeth.
- If you experience any physical discomfort while using the gaming cushion, please consult a qualified medical doctor immediately.
- Use caution when operating the gaming cushion to avoid electrical shock or damage, such as powering it off and unplugging it when not in use and/or during thunderstorms, ensuring that your hands are dry before using (and handling) the device, keeping it away from any source of liquid and/or heat source, and using all other reasonable precautions needed under the circumstances.

MAINTENANCE

The HAPTICS CUSHION {RC81-0434} requires minimum maintenance to keep it in optimum condition. Constant exposure to friction, skin, and bodily fluids can degrade the materials over time. We recommend that you clean the gaming cushion once a month using a soft or microfiber cloth with a bit of warm water to prevent sweat and dirt buildup. Immediately clean up spills to avoid stains and completely air dry before using the gaming cushion again. Don't use soap, harsh cleaning agents, or abrasives to avoid damaging the gaming cushion.

LEGALESE

COPYRIGHT AND INTELLECTUAL PROPERTY INFORMATION

©2024 Razer Inc. All rights reserved. Razer, the triple-headed snake logo, Razer logo, and "For Gamers. By Gamers." are trademarks or registered trademarks of Razer Inc. and/or affiliated companies in the United States and other countries. Actual product may differ from pictures.

Android, Google, Google Logo, Google Play, and the Google Play logo are trademarks of Google LLC.

Apple, the Apple logo, and iPhone are trademarks of Apple Inc., registered in the U.S. and other countries. App Store is a service mark of Apple Inc. iOS is a trademark or registered trademark of Cisco in the U.S. and other countries and is used under license.

The Bluetooth® word mark and logos are registered trademarks owned by Bluetooth SIG, Inc., and any use of such marks by Razer is under license.

Windows and the Windows logo are trademarks of the Microsoft group of companies.

Razer Inc. ("Razer") may have copyright, trademarks, trade secrets, patents, patent applications, or other intellectual property rights (whether registered or unregistered) concerning the product in this guide. Furnishing of this guide does not give you a license to any such copyright, trademark, patent or other intellectual property right. The HAPTICS CUSHION (RC81-0434) (the "Product") may differ from pictures whether on packaging or otherwise. Razer assumes no responsibility for such differences or for any errors that may appear. Information contained herein is subject to change without notice.

LIMITED PRODUCT WARRANTY

For the latest and current terms of the Limited Product Warranty, please visit razer.com/warranty.

LIMITATION OF LIABILITY

Razer shall in no event be liable for any lost profits, loss of information or data, special, incidental, indirect, punitive or consequential or incidental damages, arising in any way out of distribution of, sale of, resale of, use of, or inability to use the Product. In no event shall Razer's liability exceed the retail purchase price of the Product.

GENERAL

These terms shall be governed by and construed under the laws of the jurisdiction in which the Product was purchased. If any term herein is held to be invalid or unenforceable, then such term (in so far as it is invalid or unenforceable) shall be given no effect and deemed to be excluded

without invalidating any of the remaining terms. Razer reserves the right to amend any term at any time without notice.

WHAT'S NEEDED (OMG LANGUAGES ONLY)

PRODUCT REQUIREMENTS

- Razer gaming chair^{*}
- USB Type A port
- Android 12 (or higher) mobile device with Bluetooth connectivity

RAZER SYNAPSE REQUIREMENTS

- Windows® 10 64-bit (or higher)
- Internet connection for software installation

RAZER NEXUS GAME LAUNCHER APP REQUIREMENTS

- Android 12 (or higher) mobile device with Bluetooth connectivity
- Internet connection for app installation

^{}Also compatible with other third-party gaming chairs.*

Supplier's Declaration of Conformity

Unique Identifier

Trade Name: Haptic Cushion

Model No.: RC81-0434

Responsible Party – U.S. Contact Information

US Company Name: Razer Inc.

Address: 9 Pasteur, Suite 100 Irvine California 92618 United States

Telephone number or internet contact information: +1 (949) 537 7300

FCC DECLARATION OF CONFORMANCE / DÉCLARATION DE CONFORMITÉ DE LA FCC

This equipment has been tested and found to comply with the limits for a Class B digital device, pursuant to part 15 of the FCC Rules. These limits are designed to provide reasonable protection against harmful interference in a residential installation. This equipment generates, uses and can radiate radio frequency energy and, if not installed and used in accordance with the instructions, may cause harmful interference to radio communications. However, there is no guarantee that interference will not occur in a particular installation. If this equipment does cause harmful interference to radio or television reception, which can be determined by turning the equipment off and on, the user is encouraged to try to correct the interference by one or more of the following measures:

- Reorient or relocate the receiving antenna.
- Increase the separation between the equipment and the receiver.
- Connect the equipment into an outlet on a circuit different from that to which the receiver is connected.
- Consult the dealer or an experienced radio TV technician for help.

For more information, refer to the online help system on razer.com.

FCC CAUTION STATEMENT / AVERTISSEMENT DE LA FCC

This device complies with Part 15 of the FCC Rules. Operation is subject to the following two conditions:

- (1) This device may not cause harmful interference, and
- (2) This device must accept any interference received, including interference that may cause undesired operation.

Any changes or modifications not expressly approved by the party responsible for compliance could void the user's authority to operate this equipment.

Cet appareil est conforme à la partie 15 des règles de la FCC. Voici les conditions d'utilisation :

- (1) Cet appareil ne doit pas causer d'interférences nuisibles, et
- (2) Cet appareil doit accepter toute interférence reçue, y compris les interférences susceptibles de provoquer un fonctionnement indésirable.

Toute modification non expressément approuvée par la partie responsable de la déclaration de conformité peut rendre nulle et non avenue l'autorisation de l'utilisateur concernant l'exploitation de cet équipement.

NOTICE FOR CANADA / AVIS POUR LE CANADA

This device complies with Industry Canada's licence-exempt RSSs. Operation is subject to the following two conditions:

- (1) This device may not cause interference; and
- (2) This device must accept any interference, including interference that may cause undesired operation of the device.

L'exploitation est autorisée aux deux conditions suivantes :

- (1) l'appareil ne doit pas produire de brouillage;
- (2) l'utilisateur de l'appareil doit accepter tout brouillage radioélectrique subi, même si le brouillage est susceptible d'en compromettre le fonctionnement.

RF EXPOSURE INFORMATION (SAR)

Specific Absorption Rate (SAR) refers to the rate at which the body absorbs RF energy. This equipment has been tested and meets applicable limits for radio frequency (RF) exposure. During testing, device radios are set to their highest transmission levels and placed in positions that simulate use near the body, with no separation. Accessories with metal parts may change the RF performance of the device and use such accessories should be avoided. The SAR limit is 1.6 W/kg over 1 gram of tissue in US/Canada.

NOTICE FOR CANADA / AVIS POUR LE CANADA

This Class B digital apparatus complies with Canadian ICES-003.

Cet appareil numérique de la classe B est conforme à la norme NMB-003 du Canada.

CANADIAN CLASS B STATEMENT / DÉCLARATION DE CLASSE B DU CANADA :

This digital apparatus does not exceed the Class B limits for radio noise emissions from digital apparatus as set out in the radio interference regulations of Industry Canada.

Le présent appareil numérique n'émet pas de bruits radioélectriques dépassant les limites applicables aux appareils numériques de Classe B prescrites dans le règlement sur le brouillage radioélectrique édicté par Industrie Canada.

Le débit d'absorption spécifique (DAS) renvoie au débit avec lequel le corps absorbe l'énergie RF. Cet équipement a été testé et est conforme aux limites applicables en termes d'exposition aux radiofréquences (RF). Pendant le test, les appareils radios sont configurés à leur niveau de transmission le plus élevé et placés dans une position simulant une utilisation près de la tête et du corps, sans séparation. Les accessoires possédant des pièces métalliques peuvent modifier la performance RF de l'appareil. L'utilisation de ces accessoires est donc déconseillée. La limite DAS est de 1,6 W/kg pour 1 gramme de tissu aux États-Unis/au Canada.



ENGLISH

STATEMENT OF COMPLIANCE WITH EU DIRECTIVE

Hereby, Razer (Europe) GmbH, declares that this Haptic Cushion RC81-0434 & USB Dongle DGRFG7 is in compliance with the requirements and other relevant provisions of Directive 2014/53/EU and 2015/863/EU

Haptic Cushion:

Radio Frequency: 2.4 GHz SRD/BLE

Operating Frequency: 2402-2480MHz

Max Output power: <8dBm

SW version: 1.0



WASTE ELECTRICAL AND ELECTRONIC EQUIPMENT INFORMATION

ENGLISH

Correct Disposal of This Product (Waste Electrical & Electronic Equipment)

(Applicable in the European Union and other European countries with separate collection systems)

This marking shown on the product or its literature, indicates that it should not be disposed with other household wastes at the end of its working life. To prevent possible harm to the environment or human health from uncontrolled waste disposal, please separate this from other types of wastes and recycle it responsibly to promote the sustainable reuse of material resources. Household users should contact either the retailer where they purchased this product, or their local government office, for details of where and how they can take this item for environmentally safe recycling. Business users should contact their supplier and check the terms and conditions of the purchase contract. This product should not be mixed with other commercial wastes for disposal.

Warning

The gaming cushion is designed with safe levels of vibration; however, it's not recommended for those with sensory-impacting medical conditions such as diabetes.

The use of the gaming cushion should be avoided on body areas with inflammation or open wounds to avoid exacerbating the affected condition.

Continuous use of the product at high intensity setting may elevate its temperature, leading to discomfort. If this happens, please take a break and resume at a lower setting.

Although the vibrations of the gaming cushion are considered safe, as a precaution, it's strictly recommended that pregnant individuals exercise caution and avoid its use. Please consult your doctor before using the product, if you have any health or medical condition.

Children should be supervised to ensure that they do not play with the appliance.

The appliance is only to be used with the power supply unit provided with the appliance.