

# Dual Interface Full Size Wireless Keyboard & Mouse Combo

## Quick Guide

### FCC Notice

This device complies with Part 15 of the FCC Rules. Operation is subject to the following two conditions:

(1) This device may not cause harmful interference, and (2) this device must accept any interference received, including interference that may cause undesired operation.












NOTE 1: This equipment has been tested and found to comply with the limits for a Class B digital device, pursuant to part 15 of the FCC Rules. These limits are designed to provide reasonable protection against harmful interference in a residential installation. This equipment generates, uses and can radiate radio frequency energy and, if not installed and used in accordance with the instructions, may cause harmful interference to radio communications. However, there is no guarantee that interference will not occur in a particular installation. If this equipment does cause harmful interference to radio or television reception, which can be determined by turning the equipment off and on, the user is encouraged to try to correct the interference by one or more of the following measures:

- Reorient or relocate the receiving antenna.
- Increase the separation between the equipment and receiver.
- Connect the equipment into an outlet on a circuit different from that to which the receiver is connected.
- Consult the dealer or an experienced radio/TV technician for help.

NOTE 2: Any changes or modifications to this unit not expressly approved by the party responsible for compliance could void the user's authority to operate the equipment.

### ProCombo - 6 Quick Guide

1. Plug in the nano 2-in-1 USB receiver into USB-C or USB-A port on your PC/Laptop.
2. The required drivers would install automatically and the ProCombo-6 keyboard will be ready to use.

ShortKey	Instruction
	Press Fn+F1 to open default Media Player
	Press Fn+F3 to Increase Volume
	Press Fn+F2 to Reduce Volume
	Press Fn+F4 to Mute
	Press Fn+F5 to Play previous song
	Press Fn+F6 to Play next song
	Press Fn+F7 to Play/Pause song
	Press Fn+F8 to Stop song
	Press Fn+F9 to go to Web Browser Homepage
	Press Fn+F10 to start up your Email Client
	Press Fn+F11 to open Windows Explorer
	Press Fn+F12 to open Collection Folder

名 称	说明书	设 计		审核	
产品型号		日 期		批准	
客 户		产品料号		版本	
比 例	1:1	备 注			