

## PART 24 MEASUREMENT REPORT

**Applicant Name:**

LG Electronics USA, Inc.  
111 Sylvan Avenue, North Building  
Englewood Cliffs, NJ 07632  
United States

**Date of Testing:**

4/26 - 5/21/2020

**Test Site/Location:**

PCTEST Lab. Columbia, MD, USA

**Test Report Serial No.:**

1M2004220073-03-R1.ZNF

**FCC ID:**

**ZNFL355DL**

**Applicant Name:**

**LG Electronics USA, Inc.**

**Application Type:**

Certification

**Model:**

LM-K300QM

**Additional Models:**

LG-L355DL, LMK300QM, LGL355DL, K300QM, L355DL,  
LG L355DL

**EUT Type:**

Portable Handset

**FCC Classification:**

PCS Licensed Transmitter Held to Ear (PCE)

**FCC Rule Part:**

24

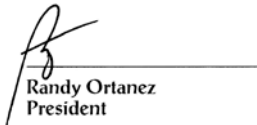
**Test Procedure(s):**

ANSI C63.26-2015, ANSI/TIA-603-E-2016, KDB 971168  
D01 v03r01, KDB 648474 D03 v01r04



This equipment has been shown to be capable of compliance with the applicable technical standards as indicated in the measurement report and was tested in accordance with the measurement procedures specified in §2.947. Test results reported herein relate only to the item(s) tested.

This revised test report (S/N: 1M2004220073-03-R1.ZNF) supersedes and replaces the previously issued test report on the same subject device for the same type of testing as indicated. Please discard or destroy the previously issued test report(s) and dispose of it accordingly.

I attest to the accuracy of data. All measurements reported herein were performed by me or were made under my supervision and are correct to the best of my knowledge and belief. I assume full responsibility for the completeness of these measurements and vouch for the qualifications of all persons taking them.

  
Randy Ortanez  
President





FCC ID: ZNFL355DL	 <b>PART 24 MEASUREMENT REPORT</b>		Approved by: Quality Manager
Test Report S/N: 1M2004220073-03-R1.ZNF	Test Dates: 4/26 - 5/21/2020	EUT Type: Portable Handset	Page 1 of 102

© 2020 PCTEST

All rights reserved. Unless otherwise specified, no part of this report may be reproduced or utilized in any part, form or by any means, electronic or mechanical, including photocopying and microfilm, without permission in writing from PCTEST. If you have any questions about this international copyright or have an enquiry about obtaining additional rights to this report or assembly of contents thereof, please contact [INFO@PCTEST.COM](mailto:INFO@PCTEST.COM).

## TABLE OF CONTENTS

1.0	INTRODUCTION .....	4
1.1	Scope .....	4
1.2	PCTEST Test Location.....	4
1.3	Test Facility / Accreditations.....	4
2.0	PRODUCT INFORMATION.....	5
2.1	Equipment Description .....	5
2.2	Device Capabilities.....	5
2.3	Test Configuration .....	5
2.4	EMI Suppression Device(s)/Modifications .....	5
3.0	DESCRIPTION OF TESTS .....	6
3.1	Evaluation Procedure .....	6
3.2	PCS - Base Frequency Blocks .....	6
3.3	PCS - Mobile Frequency Blocks.....	6
3.4	Radiated Power and Radiated Spurious Emissions .....	7
4.0	MEASUREMENT UNCERTAINTY .....	8
5.0	TEST EQUIPMENT CALIBRATION DATA .....	9
6.0	SAMPLE CALCULATIONS .....	10
7.0	TEST RESULTS .....	12
7.1	Summary .....	12
7.2	Occupied Bandwidth .....	13
7.3	Spurious and Harmonic Emissions at Antenna Terminal .....	26
7.4	Band Edge Emissions at Antenna Terminal .....	47
7.5	Peak-Average Ratio .....	72
7.6	Radiated Power (EIRP).....	85
7.7	Radiated Spurious Emissions Measurements.....	88
7.8	Frequency Stability / Temperature Variation .....	97
8.0	CONCLUSION .....	102

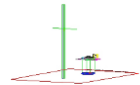
<b>FCC ID:</b> ZNFL355DL	 <b>PCTEST</b> <small>Proud to be part of element</small>	<b>PART 24 MEASUREMENT REPORT</b>		<b>Approved by:</b> Quality Manager
<b>Test Report S/N:</b> 1M2004220073-03-R1.ZNF	<b>Test Dates:</b> 4/26 - 5/21/2020	<b>EUT Type:</b> Portable Handset		Page 2 of 102

© 2020 PCTEST

All rights reserved. Unless otherwise specified, no part of this report may be reproduced or utilized in any part, form or by any means, electronic or mechanical, including photocopying and microfilm, without permission in writing from PCTEST. If you have any questions about this international copyright or have an enquiry about obtaining additional rights to this report or assembly of contents thereof, please contact [INFO@PCTEST.COM](mailto:INFO@PCTEST.COM).





## PART 24 MEASUREMENT REPORT



Mode	Bandwidth	Modulation	Tx Frequency Range [MHz]	EIRP		Emission Designator
				Max. Power [W]	Max. Power [dBm]	
GSM/GPRS	N/A	GMSK	1850.2 - 1909.8	0.693	28.41	242KGXW
EDGE		8-PSK	1850.2 - 1909.8	0.244	23.87	251KG7W
WCDMA	N/A	Spread Spectrum	1852.4 - 1907.6	0.189	22.76	4M19F9W
CDMA	N/A	Spread Spectrum	1851.25 - 1908.75	0.288	24.59	1M28F9W
LTE Band 25/2	20 MHz	QPSK	1860 - 1905	0.173	22.39	18M0G7D
		16QAM	1860 - 1905	0.138	21.39	18M0W7D
		64QAM	1860 - 1905	0.111	20.44	18M1W7D
	15 MHz	QPSK	1857.5 - 1907.5	0.177	22.49	13M6G7D
		16QAM	1857.5 - 1907.5	0.141	21.50	13M5W7D
		64QAM	1857.5 - 1907.5	0.114	20.56	13M6W7D
	10 MHz	QPSK	1855 - 1910	0.175	22.43	9M07G7D
		16QAM	1855 - 1910	0.143	21.56	9M07W7D
		64QAM	1855 - 1910	0.110	20.42	9M08W7D
	5 MHz	QPSK	1852.5 - 1912.5	0.178	22.50	4M57G7D
		16QAM	1852.5 - 1912.5	0.139	21.42	4M56W7D
		64QAM	1852.5 - 1912.5	0.110	20.41	4M55W7D
	3 MHz	QPSK	1851.5 - 1913.5	0.179	22.53	2M70G7D
		16QAM	1851.5 - 1913.5	0.140	21.45	2M70W7D
		64QAM	1851.5 - 1913.5	0.107	20.30	2M70W7D
	1.4 MHz	QPSK	1850.7 - 1914.3	0.169	22.29	1M11G7D
		16QAM	1850.7 - 1914.3	0.141	21.50	1M10W7D
		64QAM	1850.7 - 1914.3	0.106	20.25	1M10W7D

Overview Table

FCC ID: ZNFL355DL	 PCTEST Proud to be part of element	PART 24 MEASUREMENT REPORT		Approved by: Quality Manager
Test Report S/N: 1M2004220073-03-R1.ZNF	Test Dates: 4/26 - 5/21/2020	EUT Type: Portable Handset		Page 3 of 102

## 1.0 INTRODUCTION

### 1.1 Scope

Measurement and determination of electromagnetic emissions (EMC) of radio frequency devices including intentional and/or unintentional radiators for compliance with the technical rules and regulations of the Federal Communications Commission and the Innovation, Science and Economic Development Canada.



### 1.2 PCTEST Test Location

These measurement tests were conducted at the PCTEST Engineering Laboratory, Inc. facility located at 7185 Oakland Mills Road, Columbia, MD 21046. The measurement facility is compliant with the test site requirements specified in ANSI C63.4-2014.

### 1.3 Test Facility / Accreditations

**Measurements were performed at PCTEST Engineering Lab located in Columbia, MD 21046, U.S.A.**

- PCTEST is an ISO 17025-2005 accredited test facility under the American Association for Laboratory Accreditation (A2LA) with Certificate number 2041.01 for Specific Absorption Rate (SAR), Hearing Aid Compatibility (HAC) testing, where applicable, and Electromagnetic Compatibility (EMC) testing for FCC and Innovation, Science, and Economic Development Canada rules.
- PCTEST TCB is a Telecommunication Certification Body (TCB) accredited to ISO/IEC 17065-2012 by A2LA (Certificate number 2041.03) in all scopes of FCC Rules and ISED Standards (RSS).
- PCTEST facility is a registered (2451B) test laboratory with the site description on file with ISED.

FCC ID: ZNFL355DL	 <b>PCTEST</b> <small>Proud to be part of element</small>	<b>PART 24 MEASUREMENT REPORT</b>		<b>Approved by:</b> Quality Manager
<b>Test Report S/N:</b> 1M2004220073-03-R1.ZNF	<b>Test Dates:</b> 4/26 - 5/21/2020	<b>EUT Type:</b> Portable Handset		Page 4 of 102

© 2020 PCTEST

All rights reserved. Unless otherwise specified, no part of this report may be reproduced or utilized in any part, form or by any means, electronic or mechanical, including photocopying and microfilm, without permission in writing from PCTEST. If you have any questions about this international copyright or have an enquiry about obtaining additional rights to this report or assembly of contents thereof, please contact [INFO@PCTEST.COM](mailto:INFO@PCTEST.COM).

## 2.0 PRODUCT INFORMATION

### 2.1 Equipment Description

The Equipment Under Test (EUT) is the **LG Portable Handset FCC ID:ZNFL355DL**. The test data contained in this report pertains only to the emissions due to the EUT's licensed transmitters that operate under the provisions of Part 24.

**Test Device Serial No.:** 09870, 02440, 09979

### 2.2 Device Capabilities

This device contains the following capabilities:

CDMA, GSM/GPRS/EDGE, WCDMA/HSPA, LTE, WLAN, Bluetooth (1x, EDR, LE)



LTE Band 25 (1850 - 1915 MHz) overlaps the entire frequency range of LTE Band 2 (1850 - 1910 MHz). Therefore, test data provided in this report covers Band 2 as well as Band 25.

### 2.3 Test Configuration

The EUT was tested per the guidance of ANSI/TIA-603-E-2016 and KDB 971168 D01 v03r01. See Section 7.0 of this test report for a description of the radiated and antenna port conducted emissions tests.

### 2.4 EMI Suppression Device(s)/Modifications

No EMI suppression device(s) were added and no modifications were made during testing.

FCC ID: ZNFL355DL	 <b>PCTEST</b> Proud to be part of element	<b>PART 24 MEASUREMENT REPORT</b>	 <b>LG</b>	<b>Approved by:</b> Quality Manager
<b>Test Report S/N:</b> 1M2004220073-03-R1.ZNF	<b>Test Dates:</b> 4/26 - 5/21/2020	<b>EUT Type:</b> Portable Handset	Page 5 of 102	

© 2020 PCTEST

All rights reserved. Unless otherwise specified, no part of this report may be reproduced or utilized in any part, form or by any means, electronic or mechanical, including photocopying and microfilm, without permission in writing from PCTEST. If you have any questions about this international copyright or have an enquiry about obtaining additional rights to this report or assembly of contents thereof, please contact [INFO@PCTEST.COM](mailto:INFO@PCTEST.COM).

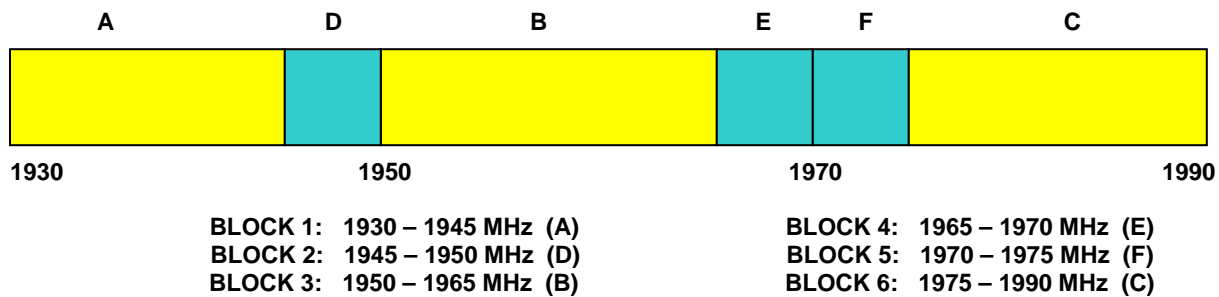
## 3.0 DESCRIPTION OF TESTS

### 3.1 Evaluation Procedure

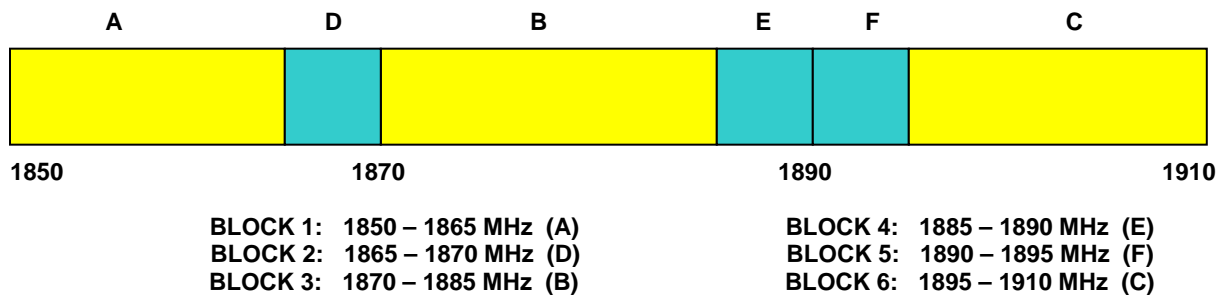
The measurement procedures described in the “Land Mobile FM or PM – Communications Equipment – Measurements and Performance Standards” (ANSI/TIA-603-E-2016) and “Measurement Guidance for Certification of Licensed Digital Transmitters” (KDB 971168 D01 v03r01) were used in the measurement of the EUT.



Deviation from Measurement Procedure.....None

### 3.2 PCS - Base Frequency Blocks



### 3.3 PCS - Mobile Frequency Blocks



FCC ID: ZNFL355DL	 PART 24 MEASUREMENT REPORT		Approved by: Quality Manager
Test Report S/N: 1M2004220073-03-R1.ZNF	Test Dates: 4/26 - 5/21/2020	EUT Type: Portable Handset	Page 6 of 102

© 2020 PCTEST

All rights reserved. Unless otherwise specified, no part of this report may be reproduced or utilized in any part, form or by any means, electronic or mechanical, including photocopying and microfilm, without permission in writing from PCTEST. If you have any questions about this international copyright or have an enquiry about obtaining additional rights to this report or assembly of contents thereof, please contact [INFO@PCTEST.COM](mailto:INFO@PCTEST.COM).

### 3.4 Radiated Power and Radiated Spurious Emissions

The radiated test facilities consisted of an indoor 3 meter semi-anechoic chamber used for final measurements and exploratory measurements, when necessary. The measurement area is contained within the semi-anechoic chamber which is shielded from any ambient interference. The test site inside the chamber is a 6m x 5.2m elliptical, obstruction-free area in accordance with Figure 5.7 of Clause 5 in ANSI C63.4-2014. Absorbers are arranged on the floor between the turn table and the antenna mast in such a way so as to maximize the reduction of reflections for measurements above 1GHz. For measurements below 1GHz, the absorbers are removed. A raised turntable is used for radiated measurement. The turn table is a continuously rotatable, remote-controlled, metallic turntable and 2 meters (6.56 ft.) in diameter. The turn table is flush with the raised floor of the chamber in order to maintain its function as a ground plane. An 80cm tall test table made of Styrodur is placed on top of the turn table. A Styrodur pedestal is placed on top of the test table to bring the total table height to 1.5m.

The equipment under test was transmitting while connected to its integral antenna and is placed on a turntable 3 meters from the receive antenna. The receive antenna height is adjusted between 1 and 4 meter height, the turntable is rotated through 360 degrees, and the EUT is manipulated through all orthogonal planes representative of its typical use to achieve the highest reading on the receive spectrum analyzer.

For radiated power measurements, substitution method is used per the guidance of ANSI/TIA-603-E-2016. A half-wave dipole is substituted in place of the EUT. For emissions above 1GHz, a horn antenna is substituted in place of the EUT. The substitute antenna is driven by a signal generator with the level of the signal generator being adjusted to obtain the same receive spectrum analyzer level previously recorded from the spurious emission from the EUT. The power of the emission is calculated using the following formula:

$$P_d \text{ [dBm]} = P_g \text{ [dBm]} - \text{cable loss [dB]} + \text{antenna gain [dBd/dBi]};$$

where  $P_d$  is the dipole equivalent power,  $P_g$  is the generator output into the substitution antenna, and the antenna gain is the gain of the substitute antenna used relative to either a half-wave dipole (dBd) or an isotropic source (dBi). The substitute level is equal to  $P_g \text{ [dBm]} - \text{cable loss [dB]}$ .

For radiated spurious emissions measurements and calculations, conversion method is used per the formulas in KDB 971168 Section 5.8.4. Field Strength (EIRP) is calculated using the following formulas:



$$E_{\text{[dB}\mu\text{V/m]}} = \text{Measured amplitude level}_{\text{[dBm]}} + 107 + \text{Cable Loss}_{\text{[dB]}} + \text{Antenna Factor}_{\text{[dB/m]}}$$

And

$$\text{EIRP}_{\text{[dBm]}} = E_{\text{[dB}\mu\text{V/m]}} + 20\log D - 104.8; \text{ where } D \text{ is the measurement distance in meters.}$$

All radiated measurements are performed in a chamber that meets the site requirements per ANSI C63.4-2014. Additionally, radiated emissions below 30MHz are also validated on an Open Area Test Site to assert correlation with the chamber measurements per the requirements of KDB 474788 D01.

Radiated power and radiated spurious emission levels are investigated with the receive antenna horizontally and vertically polarized per ANSI/TIA-603-E-2016.

FCC ID: ZNFL355DL	 PART 24 MEASUREMENT REPORT		Approved by: Quality Manager
Test Report S/N: 1M2004220073-03-R1.ZNF	Test Dates: 4/26 - 5/21/2020	EUT Type: Portable Handset	Page 7 of 102



© 2020 PCTEST

All rights reserved. Unless otherwise specified, no part of this report may be reproduced or utilized in any part, form or by any means, electronic or mechanical, including photocopying and microfilm, without permission in writing from PCTEST. If you have any questions about this international copyright or have an enquiry about obtaining additional rights to this report or assembly of contents thereof, please contact [INFO@PCTEST.COM](mailto:INFO@PCTEST.COM).

## 4.0 MEASUREMENT UNCERTAINTY

The measurement uncertainties shown below were calculated in accordance with the requirements of ANSI C63.4-2014. All measurement uncertainty values are shown with a coverage factor of  $k = 2$  to indicate a 95% level of confidence. The measurement uncertainty shown below meets or exceeds the  $U_{\text{CISPR}}$  measurement uncertainty values specified in CISPR 16-4-2 and, thus, can be compared directly to specified limits to determine compliance.

Contribution	Expanded Uncertainty ( $\pm$ dB)
Conducted Bench Top Measurements	1.13
Radiated Disturbance (<1GHz)	4.98
Radiated Disturbance (>1GHz)	5.07
Radiated Disturbance (>18GHz)	5.09

FCC ID: ZNFL355DL	 <b>PART 24 MEASUREMENT REPORT</b> 	Approved by: Quality Manager
Test Report S/N: 1M2004220073-03-R1.ZNF	Test Dates: 4/26 - 5/21/2020	EUT Type: Portable Handset
Page 8 of 102		

© 2020 PCTEST

All rights reserved. Unless otherwise specified, no part of this report may be reproduced or utilized in any part, form or by any means, electronic or mechanical, including photocopying and microfilm, without permission in writing from PCTEST. If you have any questions about this international copyright or have an enquiry about obtaining additional rights to this report or assembly of contents thereof, please contact [INFO@PCTEST.COM](mailto:INFO@PCTEST.COM).



## 5.0 TEST EQUIPMENT CALIBRATION DATA



Test Equipment Calibration is traceable to the National Institute of Standards and Technology (NIST). Measurements antennas used during testing were calibrated in accordance to the requirements of ANSI C63.5-2017.

Manufacturer	Model	Description	Cal Date	Cal Interval	Cal Due	Serial Number
-	LTx3	Licensed Transmitter Cable Set	10/30/2019	Annual	10/30/2020	LTx3
Agilent	E5515C	Wireless Communications Test Set	N/A			GB45360985
Agilent	N9038A	MXE EMI Receiver	7/17/2019	Annual	7/17/2020	MY51210133
Agilent	N9030A	PXA Signal Analyzer (44GHz)	6/12/2019	Annual	6/12/2020	MY52350166
Com-Power	AL-130	9kHz - 30MHz Loop Antenna	10/10/2019	Biennial	10/10/2021	121034
Espec	ESX-2CA	Environmental Chamber	6/13/2019	Annual	6/13/2020	17620
ETS Lindgren	3164-08	Quad Ridge Horn Antenna	2/22/2019	Biennial	2/22/2021	128338
Mini Circuits	TVA-11-422	RF Power Amp	N/A			QA1317001
Mini-Circuits	SSG-4000HP	Synthesized Signal Generator	N/A			11208010032
Rohde & Schwarz	CMU200	Base Station Simulator	N/A			836371/0079
Rohde & Schwarz	CMW500	Radio Communication Tester	N/A			100976
Rohde & Schwarz	ESU26	EMI Test Receiver (26.5GHz)	6/5/2019	Annual	6/5/2020	100342
Rohde & Schwarz	ESU40	EMI Test Receiver (40GHz)	9/23/2019	Annual	9/23/2020	100348
Rohde & Schwarz	FSW67	Signal / Spectrum Analyzer	5/6/2019	Annual	5/6/2020	103200
Rohde & Schwarz	SFUNIT-Rx	Shielded Filter Unit	7/11/2019	Annual	7/11/2020	102134
Rohde & Schwarz	SFUNIT-Rx	Shielded Filter Unit	7/8/2019	Annual	7/8/2020	102133
Sunol	DRH-118	Horn Antenna (1-18GHz)	10/3/2019	Annual	10/3/2020	A050307
Sunol	JB5	Bi-Log Antenna (30M - 5GHz)	5/19/2018	Biennial	5/19/2020	A051107

**Table 5-1. Test Equipment**

### Notes:

1. For equipment listed above that has a calibration date or calibration due date that falls within the test date range, care was taken to ensure that this equipment was used after the calibration date and before the calibration due date.
2. Equipment with a calibration date of "N/A" shown in this list was not used to make direct calibrated measurements.

FCC ID: ZNFL355DL		PART 24 MEASUREMENT REPORT		Approved by: Quality Manager
Test Report S/N: 1M2004220073-03-R1.ZNF	Test Dates: 4/26 - 5/21/2020	EUT Type: Portable Handset	Page 9 of 102	

© 2020 PCTEST

All rights reserved. Unless otherwise specified, no part of this report may be reproduced or utilized in any part, form or by any means, electronic or mechanical, including photocopying and microfilm, without permission in writing from PCTEST. If you have any questions about this international copyright or have an enquiry about obtaining additional rights to this report or assembly of contents thereof, please contact [INFO@PCTEST.COM](mailto:INFO@PCTEST.COM).

## 6.0 SAMPLE CALCULATIONS

### GSM Emission Designator

#### **Emission Designator = 250KGXW**

GSM BW = 250 kHz

G = Phase Modulation

X = Cases not otherwise covered

W = Combination (Audio/Data)

### EDGE Emission Designator

#### **Emission Designator = 250KG7W**

EDGE BW = 250 kHz

G = Phase Modulation

7 = Quantized/Digital Info

W = Combination (Audio/Data)

### CDMA Emission Designator

#### **Emission Designator = 1M25F9W**

CDMA BW = 1.25 MHz

F = Frequency Modulation

9 = Composite Digital Info

W = Combination (Audio/Data)

### WCDMA Emission Designator

#### **Emission Designator = 4M16F9W**

WCDMA BW = 4.16 MHz

F = Frequency Modulation

9 = Composite Digital Info

W = Combination (Audio/Data)

### QPSK Modulation

#### **Emission Designator = 8M62G7D**

LTE BW = 8.62 MHz

G = Phase Modulation

7 = Quantized/Digital Info

D = Data transmission, telemetry, telecommand

### QAM Modulation



#### **Emission Designator = 8M45W7D**

LTE BW = 8.45 MHz

W = Amplitude/Angle Modulated

7 = Quantized/Digital Info

D = Data transmission, telemetry, telecommand

FCC ID: ZNFL355DL	 <b>PCTEST</b> <small>Proud to be part of element</small>	<b>PART 24 MEASUREMENT REPORT</b>		<b>Approved by:</b> Quality Manager
<b>Test Report S/N:</b> 1M2004220073-03-R1.ZNF	<b>Test Dates:</b> 4/26 - 5/21/2020	<b>EUT Type:</b> Portable Handset		Page 10 of 102



© 2020 PCTEST

All rights reserved. Unless otherwise specified, no part of this report may be reproduced or utilized in any part, form or by any means, electronic or mechanical, including photocopying and microfilm, without permission in writing from PCTEST. If you have any questions about this international copyright or have an enquiry about obtaining additional rights to this report or assembly of contents thereof, please contact [INFO@PCTEST.COM](mailto:INFO@PCTEST.COM).

## Spurious Radiated Emission

### Example: Spurious emission at 3700.40 MHz

The receive spectrum analyzer reading at 3 meters with the EUT on the turntable was  $-81.0$  dBm. The gain of the substituted antenna is  $8.1$  dBi. The signal generator connected to the substituted antenna terminals is adjusted to produce a reading of  $-81.0$  dBm on the spectrum analyzer. The loss of the cable between the signal generator and the terminals of the substituted antenna is  $2.0$  dB at  $3700.40$  MHz. So  $6.1$  dB is added to the signal generator reading of  $-30.9$  dBm yielding  $-24.80$  dBm. The fundamental EIRP was  $25.50$  dBm so this harmonic was  $25.50$  dBm  $- (-24.80) = 50.3$  dBc.

FCC ID: ZNFL355DL	 PART 24 MEASUREMENT REPORT		Approved by: Quality Manager
Test Report S/N: 1M2004220073-03-R1.ZNF	Test Dates: 4/26 - 5/21/2020	EUT Type: Portable Handset	Page 11 of 102

© 2020 PCTEST

All rights reserved. Unless otherwise specified, no part of this report may be reproduced or utilized in any part, form or by any means, electronic or mechanical, including photocopying and microfilm, without permission in writing from PCTEST. If you have any questions about this international copyright or have an enquiry about obtaining additional rights to this report or assembly of contents thereof, please contact [INFO@PCTEST.COM](mailto:INFO@PCTEST.COM).

## 7.0 TEST RESULTS

### 7.1 Summary



Company Name: LG Electronics USA, Inc.  
 FCC ID: ZNFL355DL  
 FCC Classification: PCS Licensed Transmitter Held to Ear (PCE)  
 Mode(s): GSM/GPRS/EDGE/WCDMA/CDMA/LTE

Test Condition	Test Description	FCC Part Section(s)	RSS Section(s)	Test Limit	Test Result	Reference
CONDUCTED	Occupied Bandwidth	2.1049	RSS-133(2.3)	N/A	PASS	Section 7.2
	Conducted Band Edge / Spurious Emissions	2.1051, 24.238(a)	RSS-133(6.5)	> 43 + 10log10(P[Watts]) at Band Edge and for all out-of-band emissions	PASS	Sections 7.3, 7.4
	Transmitter Conducted Output Power	2.1046	RSS-133(4.1)	N/A	PASS	See RF Exposure Report
	Frequency Stability	2.1055, 24.235	RSS-133(6.3)	Fundamental emissions stay within authorized frequency block	PASS	Section 7.8
RADIATED	Equivalent Isotropic Radiated Power	24.232(c)	RSS-132(5.4)	< 2 Watts max. EIRP	PASS	Section 7.6
	Radiated Spurious Emissions	2.1053, 24.238(a)	RSS-133(6.5)	> 43 + 10 log10 (P[Watts]) for all out-of-band emissions	PASS	Section 7.7

**Table 7-1. Summary of Test Results**

#### Notes:

- 1) All modes of operation and data rates were investigated. The test results shown in the following sections represent the worst case emissions.
- 2) The analyzer plots were all taken with a correction table loaded into the analyzer. The correction table was used to account for the losses of the cables, directional couplers, and attenuators used as part of the system to maintain a link between the call box and the EUT at all frequencies of interest.
- 3) All antenna port conducted emissions testing was performed on a test bench with the antenna port of the EUT connected to the spectrum analyzer through calibrated cables, attenuators, and couplers.
- 4) All conducted emissions measurements are performed with automated test software to capture the corresponding plots necessary to show compliance. The measurement software utilized is PCTEST 2G/3G Automation Version 4.5, LTE Automation Version 5.3.

FCC ID: ZNFL355DL	 <b>PCTEST</b> Proud to be part of element	<b>PART 24 MEASUREMENT REPORT</b>		Approved by: Quality Manager
Test Report S/N: 1M2004220073-03-R1.ZNF	Test Dates: 4/26 - 5/21/2020	EUT Type: Portable Handset		Page 12 of 102

© 2020 PCTEST

All rights reserved. Unless otherwise specified, no part of this report may be reproduced or utilized in any part, form or by any means, electronic or mechanical, including photocopying and microfilm, without permission in writing from PCTEST. If you have any questions about this international copyright or have an enquiry about obtaining additional rights to this report or assembly of contents thereof, please contact [INFO@PCTEST.COM](mailto:INFO@PCTEST.COM).

## 7.2 Occupied Bandwidth

### Test Overview

The occupied bandwidth, that is the frequency bandwidth such that, below its lower and above its upper frequency limits, the mean powers radiated are each equal to 0.5 percent of the total mean power radiated by a given emission shall be measured. All modes of operation were investigated and the worst case configuration results are reported in this section.

### Test Procedure Used


KDB 971168 D01 v03r01 – Section 4.2

### Test Settings

1. The signal analyzer's automatic bandwidth measurement capability was used to perform the 99% occupied bandwidth and the 26dB bandwidth. The bandwidth measurement was not influenced by any intermediate power nulls in the fundamental emission.
2. RBW = 1 – 5% of the expected OBW
3. VBW  $\geq 3 \times$  RBW
4. Detector = Peak
5. Trace mode = max hold
6. Sweep = auto couple
7. The trace was allowed to stabilize
8. If necessary, steps 2 – 7 were repeated after changing the RBW such that it would be within 1 – 5% of the 99% occupied bandwidth observed in Step 7

### Test Setup

The EUT and measurement equipment were set up as shown in the diagram below.



**Figure 7-1. Test Instrument & Measurement Setup**

### Test Notes

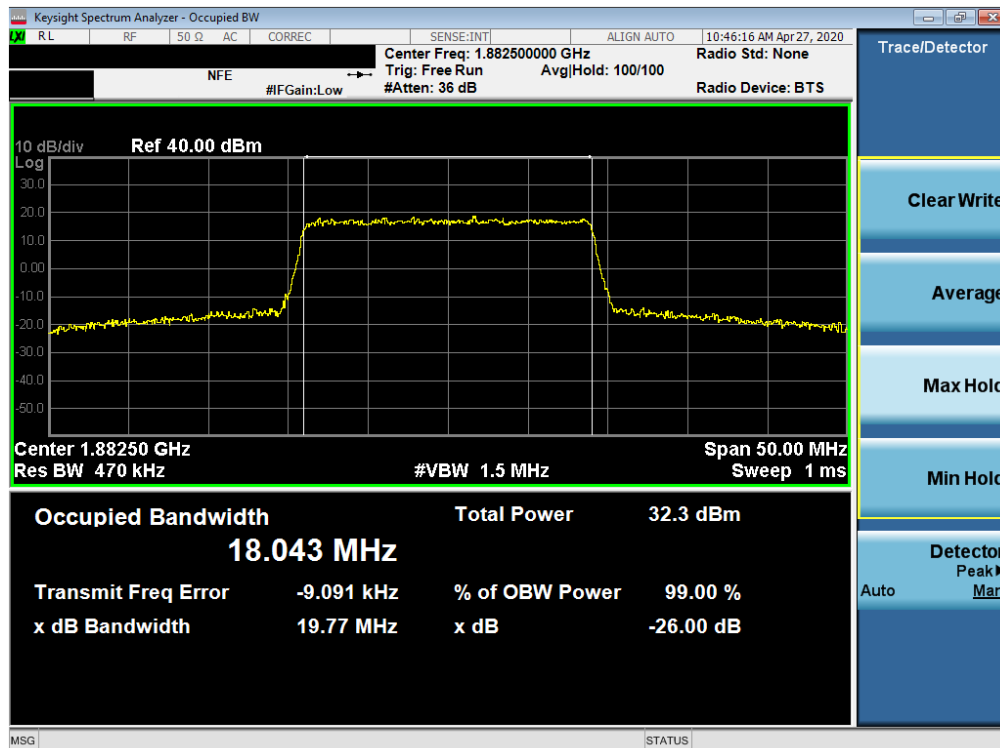
None.

FCC ID: ZNFL355DL	<b>PCTEST</b> Proud to be part of element	<b>PART 24 MEASUREMENT REPORT</b>	<b>LG</b>	<b>Approved by:</b> Quality Manager
<b>Test Report S/N:</b> 1M2004220073-03-R1.ZNF	<b>Test Dates:</b> 4/26 - 5/21/2020	<b>EUT Type:</b> Portable Handset	Page 13 of 102	

© 2020 PCTEST

All rights reserved. Unless otherwise specified, no part of this report may be reproduced or utilized in any part, form or by any means, electronic or mechanical, including photocopying and microfilm, without permission in writing from PCTEST. If you have any questions about this international copyright or have an enquiry about obtaining additional rights to this report or assembly of contents thereof, please contact [INFO@PCTEST.COM](mailto:INFO@PCTEST.COM).

## LTE Band 25/2



Plot 7-1. Occupied Bandwidth Plot (LTE Band 25/2 - 20MHz QPSK - Full RB Configuration)

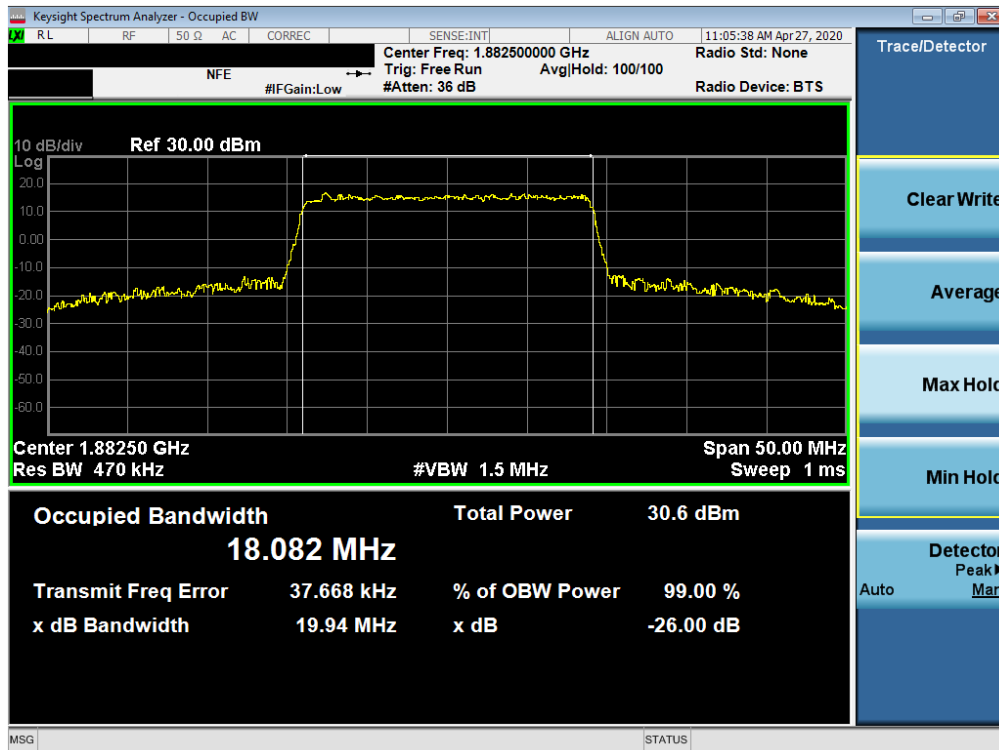


Plot 7-2. Occupied Bandwidth Plot (LTE Band 25/2 - 20MHz 16-QAM - Full RB Configuration)

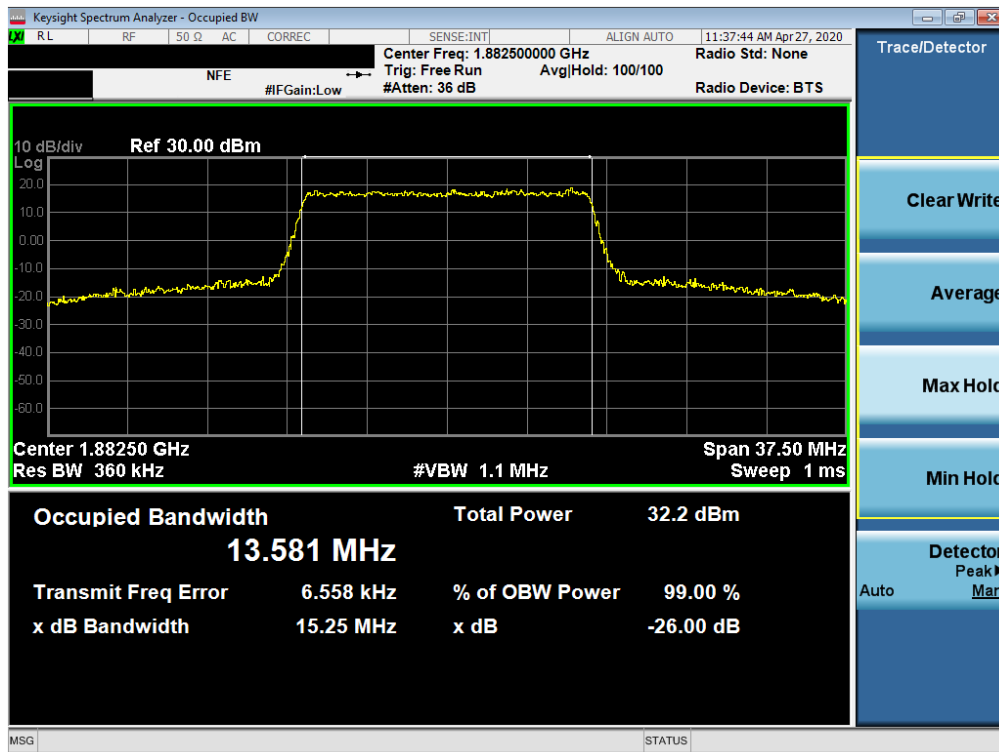
FCC ID: ZNFL355DL	<b>PCTEST</b> Proud to be part of element	PART 24 MEASUREMENT REPORT	LG	Approved by: Quality Manager
Test Report S/N: 1M2004220073-03-R1.ZNF	Test Dates: 4/26 - 5/21/2020	EUT Type: Portable Handset		Page 14 of 102

© 2020 PCTEST

All rights reserved. Unless otherwise specified, no part of this report may be reproduced or utilized in any part, form or by any means, electronic or mechanical, including photocopying and microfilm, without permission in writing from PCTEST. If you have any questions about this international copyright or have an enquiry about obtaining additional rights to this report or assembly of contents thereof, please contact [INFO@PCTEST.COM](mailto:INFO@PCTEST.COM).



Plot 7-3. Occupied Bandwidth Plot (LTE Band 25/2 - 20MHz 64-QAM - Full RB Configuration)

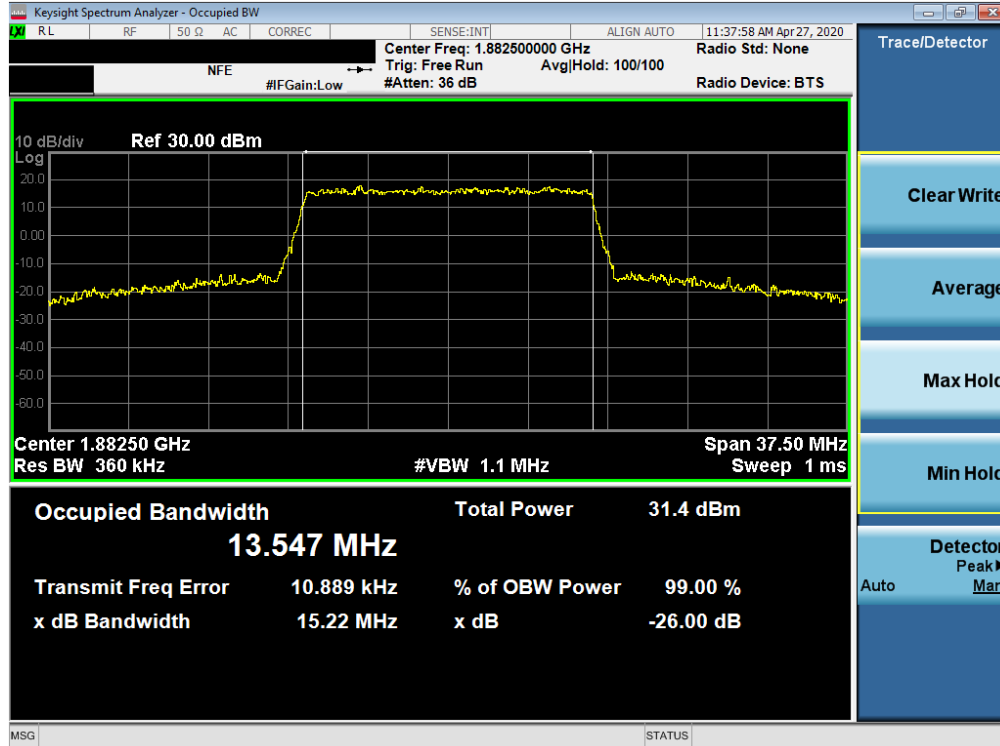


Plot 7-4. Occupied Bandwidth Plot (LTE Band 25/2 - 15MHz QPSK - Full RB Configuration)

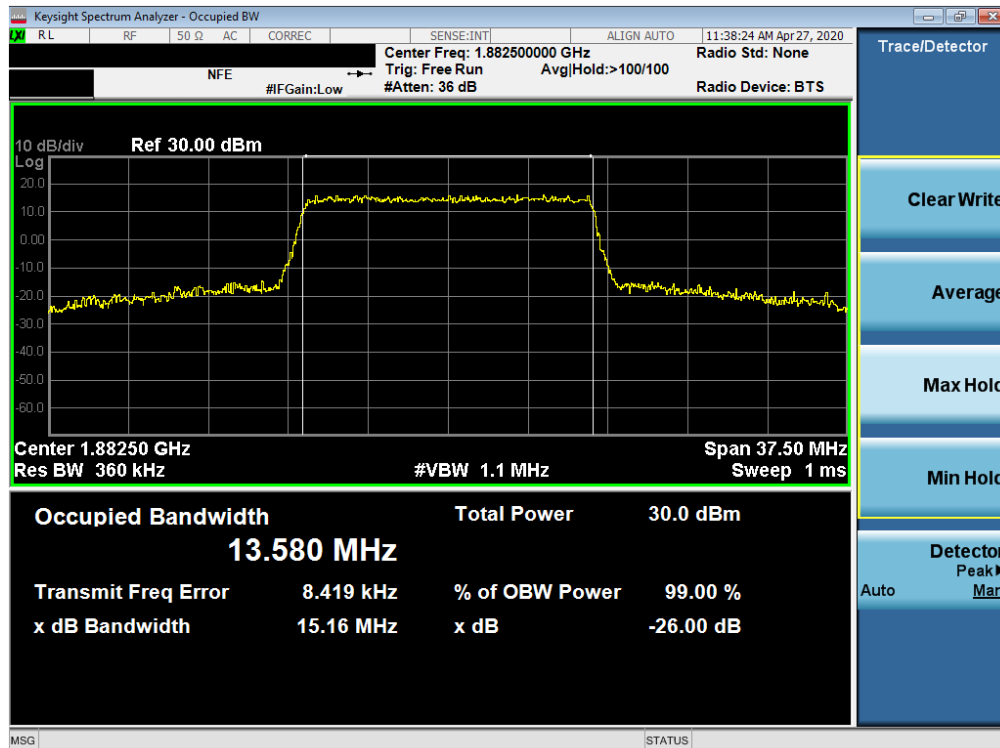
FCC ID: ZNFL355DL	<b>PCTEST</b> Proud to be part of element	PART 24 MEASUREMENT REPORT	<b>LG</b>	Approved by: Quality Manager
Test Report S/N: 1M2004220073-03-R1.ZNF	Test Dates: 4/26 - 5/21/2020	EUT Type: Portable Handset		Page 15 of 102

© 2020 PCTEST

All rights reserved. Unless otherwise specified, no part of this report may be reproduced or utilized in any part, form or by any means, electronic or mechanical, including photocopying and microfilm, without permission in writing from PCTEST. If you have any questions about this international copyright or have an enquiry about obtaining additional rights to this report or assembly of contents thereof, please contact INFO@PCTEST.COM.



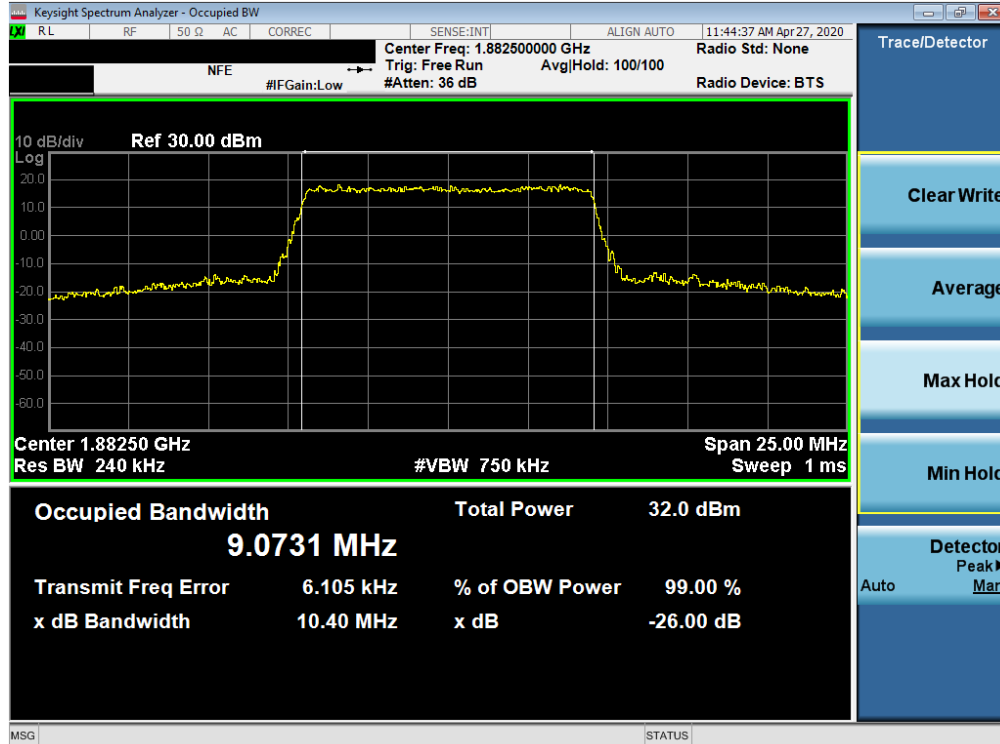
Plot 7-5. Occupied Bandwidth Plot (LTE Band 25/2 - 15MHz 16-QAM - Full RB Configuration)



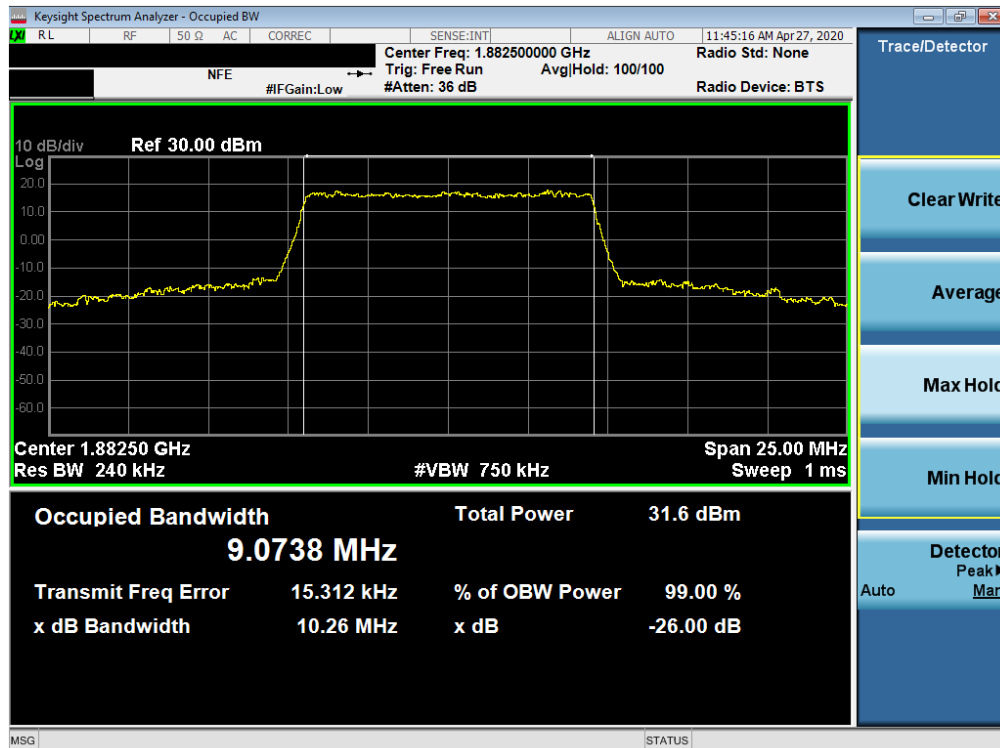
Plot 7-6. Occupied Bandwidth Plot (LTE Band 25/2 - 15MHz 64-QAM - Full RB Configuration)

FCC ID: ZNFL355DL	<b>PCTEST</b> Proud to be part of element	PART 24 MEASUREMENT REPORT	<b>LG</b>	Approved by: Quality Manager
Test Report S/N: 1M2004220073-03-R1.ZNF	Test Dates: 4/26 - 5/21/2020	EUT Type: Portable Handset		Page 16 of 102





Plot 7-7. Occupied Bandwidth Plot (LTE Band 25/2 - 10MHz QPSK - Full RB Configuration)

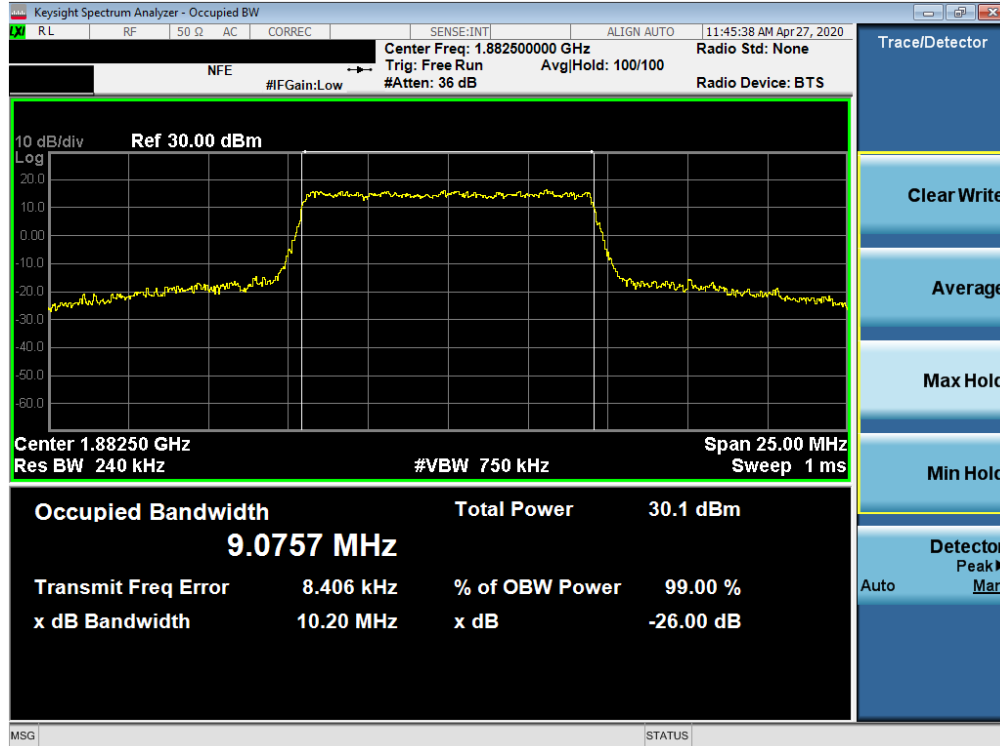


Plot 7-8. Occupied Bandwidth Plot (LTE Band 25/2 - 10MHz 16-QAM - Full RB Configuration)

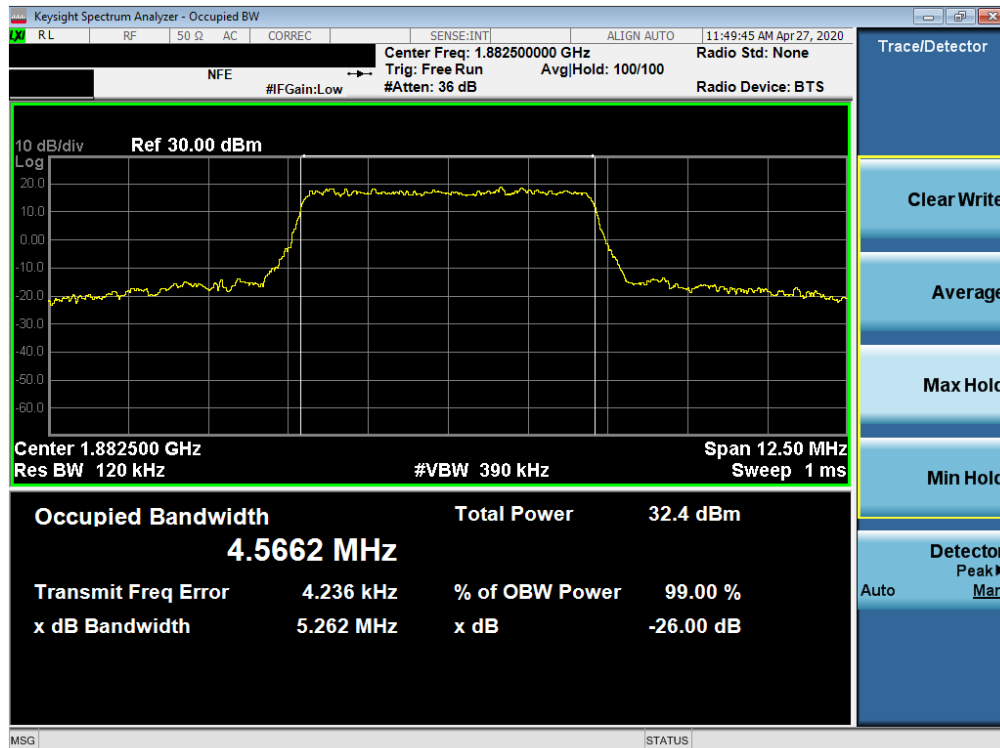
FCC ID: ZNFL355DL	<b>PCTEST</b> Proud to be part of element	PART 24 MEASUREMENT REPORT	<b>LG</b>	Approved by: Quality Manager
Test Report S/N: 1M2004220073-03-R1.ZNF	Test Dates: 4/26 - 5/21/2020	EUT Type: Portable Handset		Page 17 of 102

© 2020 PCTEST

All rights reserved. Unless otherwise specified, no part of this report may be reproduced or utilized in any part, form or by any means, electronic or mechanical, including photocopying and microfilm, without permission in writing from PCTEST. If you have any questions about this international copyright or have an enquiry about obtaining additional rights to this report or assembly of contents thereof, please contact INFO@PCTEST.COM.



Plot 7-9. Occupied Bandwidth Plot (LTE Band 25/2 - 10MHz 64-QAM - Full RB Configuration)



Plot 7-10. Occupied Bandwidth Plot (LTE Band 25/2 - 5MHz QPSK - Full RB Configuration)

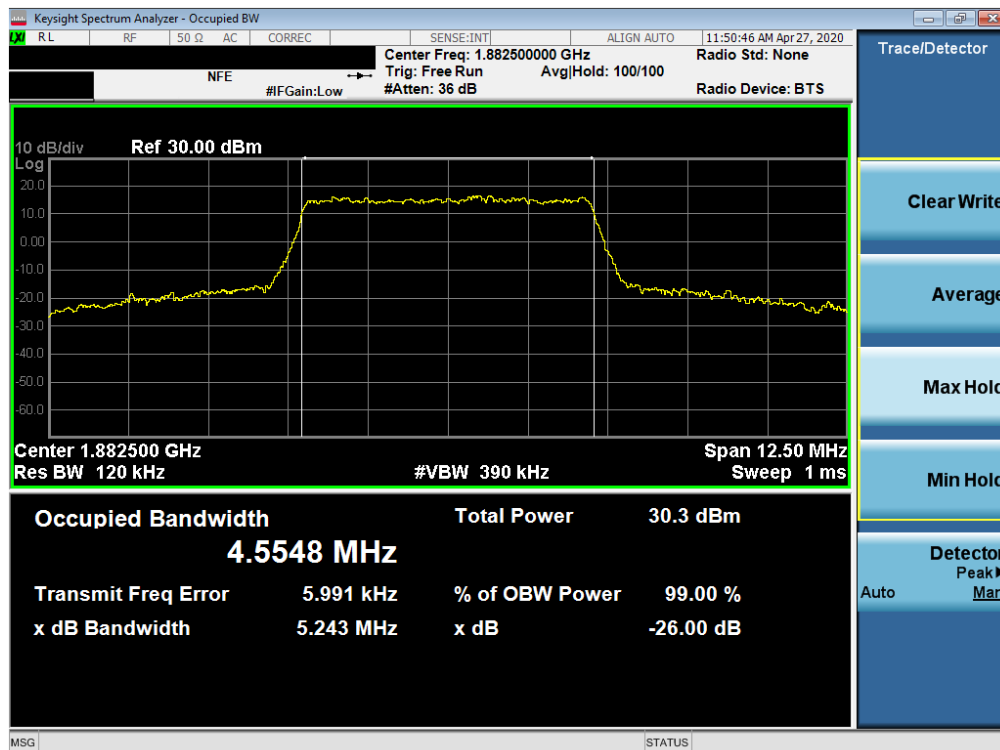
FCC ID: ZNFL355DL	<b>PCTEST</b> Proud to be part of element	PART 24 MEASUREMENT REPORT	LG	Approved by: Quality Manager
Test Report S/N: 1M2004220073-03-R1.ZNF	Test Dates: 4/26 - 5/21/2020	EUT Type: Portable Handset		Page 18 of 102

© 2020 PCTEST

All rights reserved. Unless otherwise specified, no part of this report may be reproduced or utilized in any part, form or by any means, electronic or mechanical, including photocopying and microfilm, without permission in writing from PCTEST. If you have any questions about this international copyright or have an enquiry about obtaining additional rights to this report or assembly of contents thereof, please contact INFO@PCTEST.COM.



Plot 7-11. Occupied Bandwidth Plot (LTE Band 25/2 - 5MHz 16-QAM - Full RB Configuration)

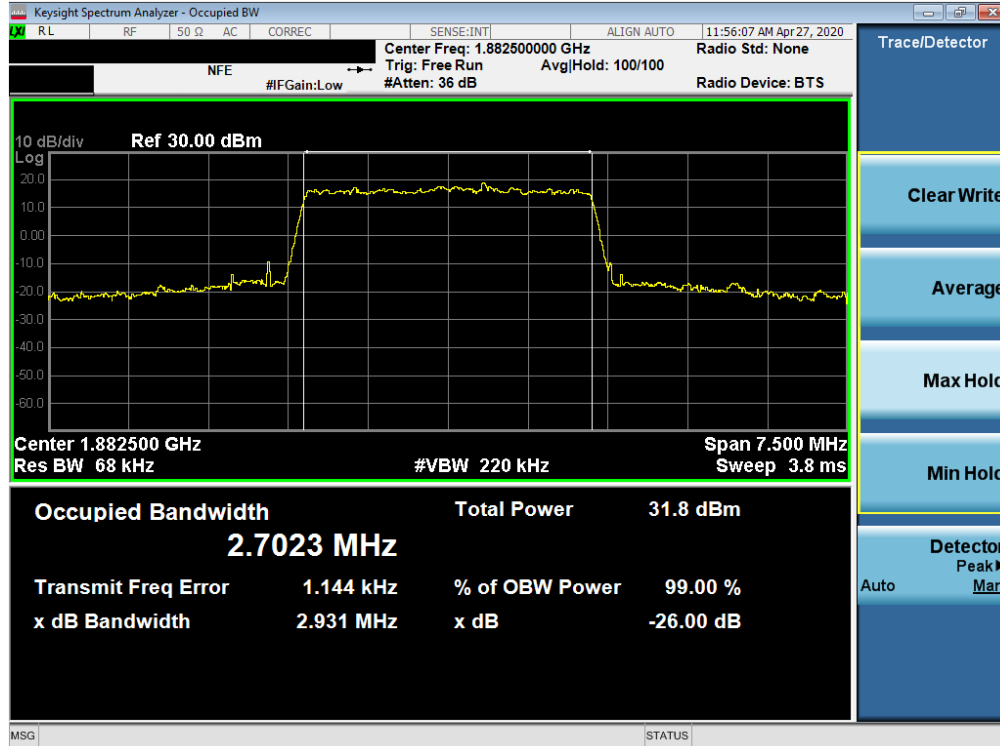


Plot 7-12. Occupied Bandwidth Plot (LTE Band 25/2 - 5MHz 64-QAM - Full RB Configuration)

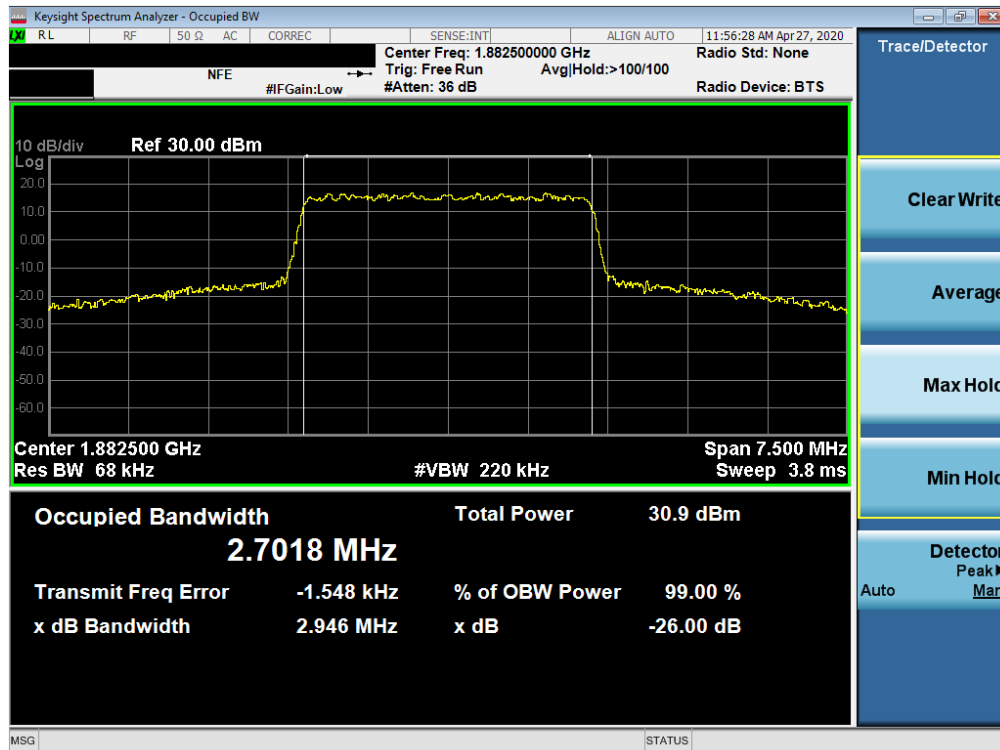
FCC ID: ZNFL355DL	<b>PCTEST</b> Proud to be part of element	PART 24 MEASUREMENT REPORT	<b>LG</b>	Approved by: Quality Manager
Test Report S/N: 1M2004220073-03-R1.ZNF	Test Dates: 4/26 - 5/21/2020	EUT Type: Portable Handset		Page 19 of 102

© 2020 PCTEST

All rights reserved. Unless otherwise specified, no part of this report may be reproduced or utilized in any part, form or by any means, electronic or mechanical, including photocopying and microfilm, without permission in writing from PCTEST. If you have any questions about this international copyright or have an enquiry about obtaining additional rights to this report or assembly of contents thereof, please contact [INFO@PCTEST.COM](mailto:INFO@PCTEST.COM).



Plot 7-13. Occupied Bandwidth Plot (LTE Band 25/2 - 3MHz QPSK - Full RB Configuration)

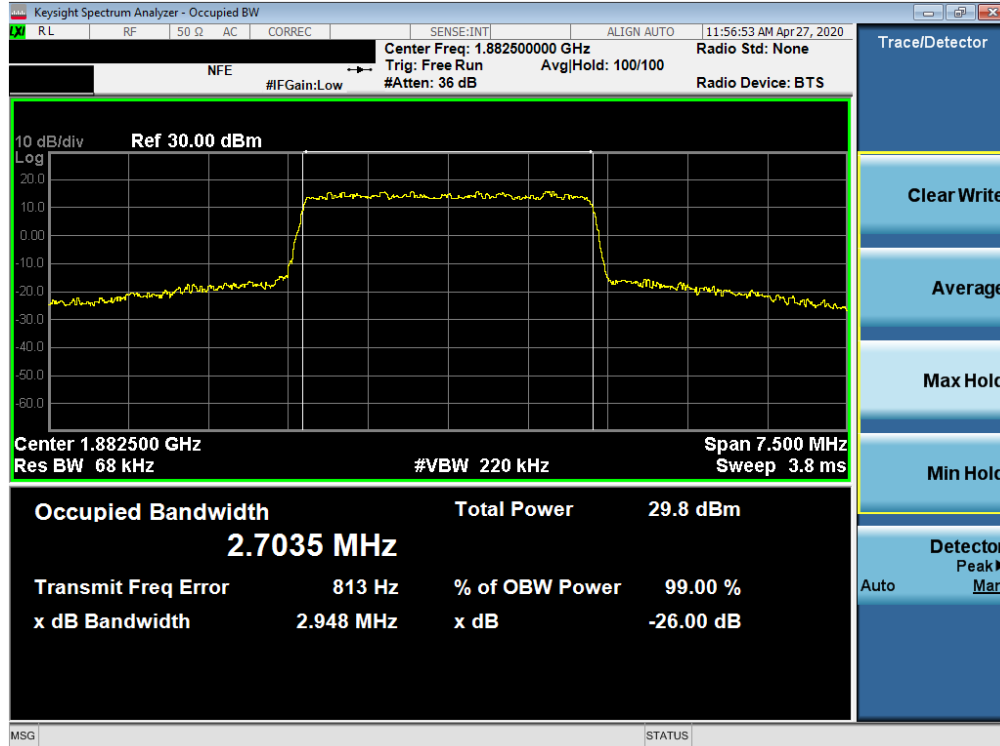


Plot 7-14. Occupied Bandwidth Plot (LTE Band 25/2 - 3MHz 16-QAM - Full RB Configuration)

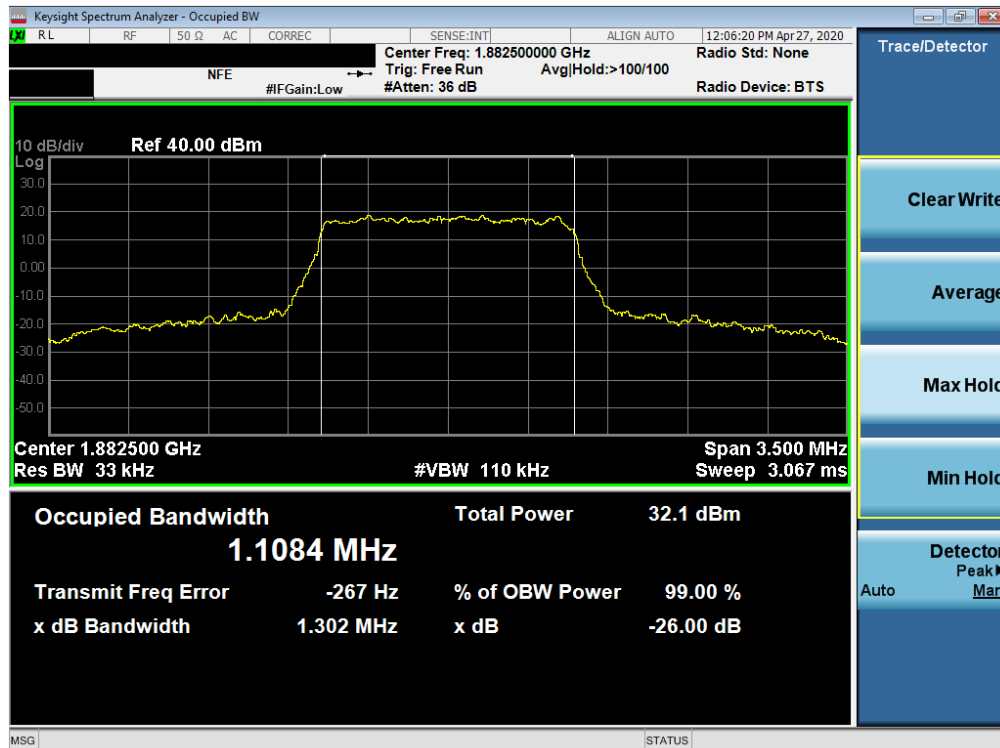
FCC ID: ZNFL355DL	<b>PCTEST</b> Proud to be part of element	PART 24 MEASUREMENT REPORT	<b>LG</b>	Approved by: Quality Manager
Test Report S/N: 1M2004220073-03-R1.ZNF	Test Dates: 4/26 - 5/21/2020	EUT Type: Portable Handset		Page 20 of 102

© 2020 PCTEST

All rights reserved. Unless otherwise specified, no part of this report may be reproduced or utilized in any part, form or by any means, electronic or mechanical, including photocopying and microfilm, without permission in writing from PCTEST. If you have any questions about this international copyright or have an enquiry about obtaining additional rights to this report or assembly of contents thereof, please contact INFO@PCTEST.COM.



Plot 7-15. Occupied Bandwidth Plot (LTE Band 25/2 - 3MHz 64-QAM - Full RB Configuration)

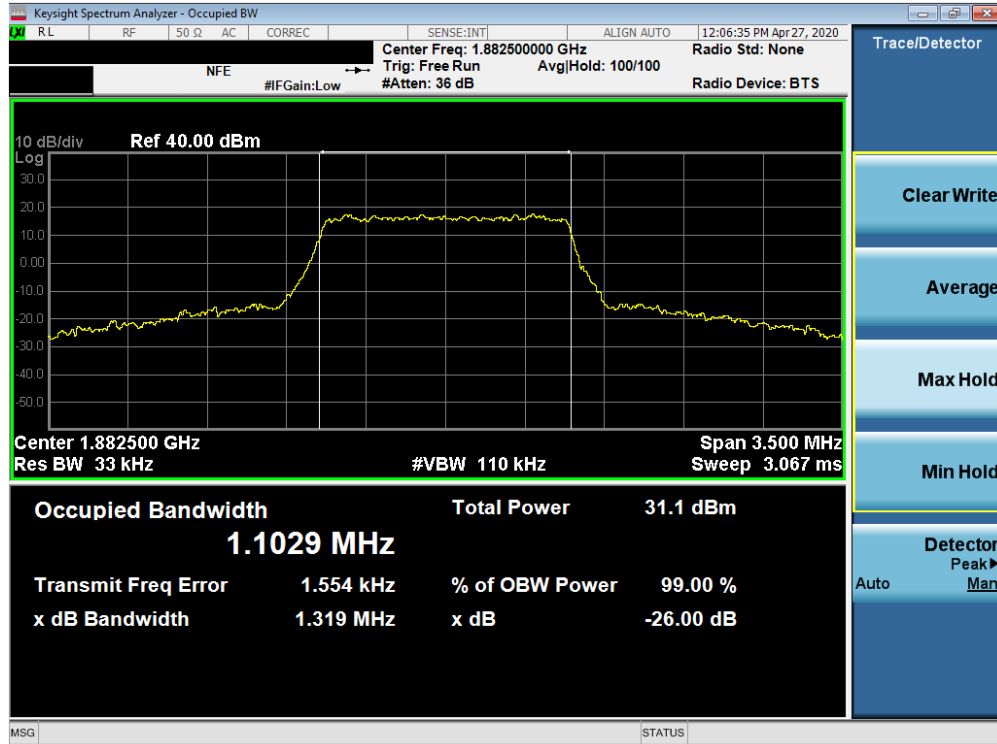


Plot 7-16. Occupied Bandwidth Plot (LTE Band 25/2 - 1.4MHz QPSK - Full RB Configuration)

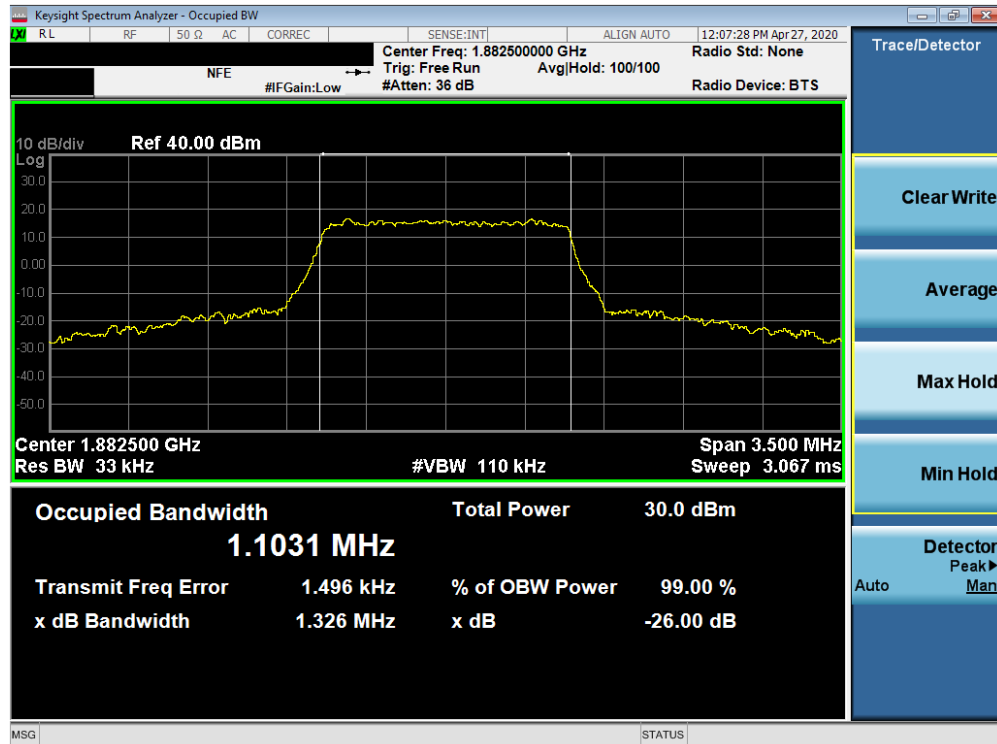
FCC ID: ZNFL355DL	<b>PCTEST</b> Proud to be part of element	PART 24 MEASUREMENT REPORT	<b>LG</b>	Approved by: Quality Manager
Test Report S/N: 1M2004220073-03-R1.ZNF	Test Dates: 4/26 - 5/21/2020	EUT Type: Portable Handset		Page 21 of 102

© 2020 PCTEST

All rights reserved. Unless otherwise specified, no part of this report may be reproduced or utilized in any part, form or by any means, electronic or mechanical, including photocopying and microfilm, without permission in writing from PCTEST. If you have any questions about this international copyright or have an enquiry about obtaining additional rights to this report or assembly of contents thereof, please contact INFO@PCTEST.COM.



Plot 7-17. Occupied Bandwidth Plot (LTE Band 25/2 - 1.4MHz 16-QAM - Full RB Configuration)



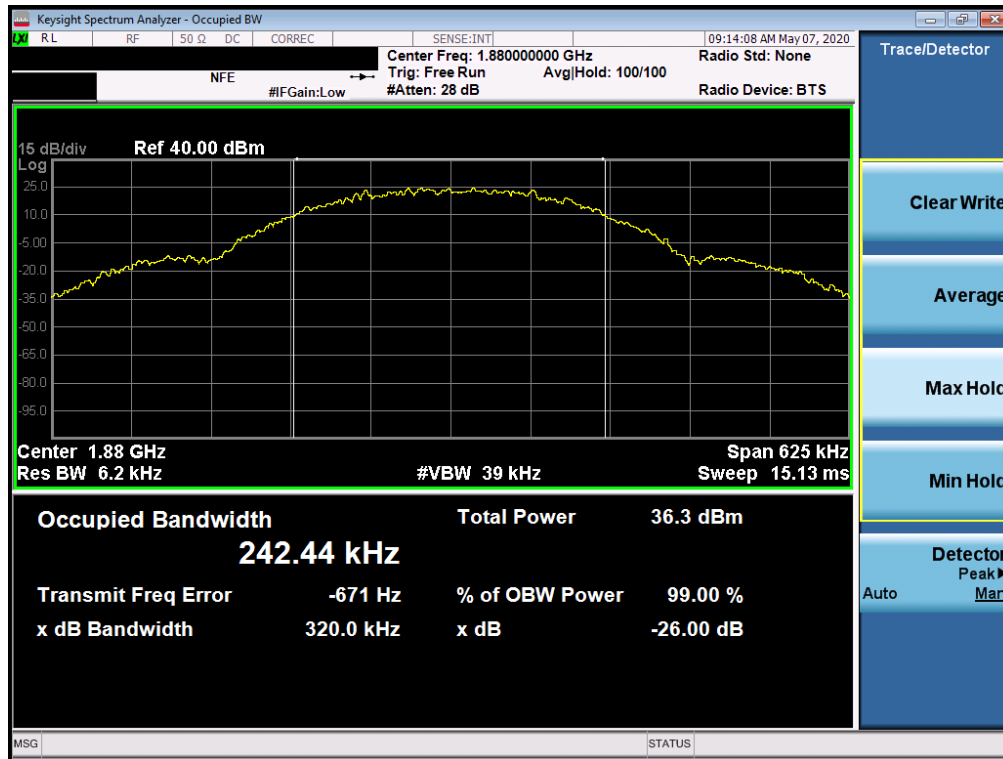
Plot 7-18. Occupied Bandwidth Plot (LTE Band 25/2 - 1.4MHz 64-QAM - Full RB Configuration)

FCC ID: ZNFL355DL	<b>PCTEST</b> Proud to be part of element	PART 24 MEASUREMENT REPORT	<b>LG</b>	Approved by: Quality Manager
Test Report S/N: 1M2004220073-03-R1.ZNF	Test Dates: 4/26 - 5/21/2020	EUT Type: Portable Handset		Page 22 of 102

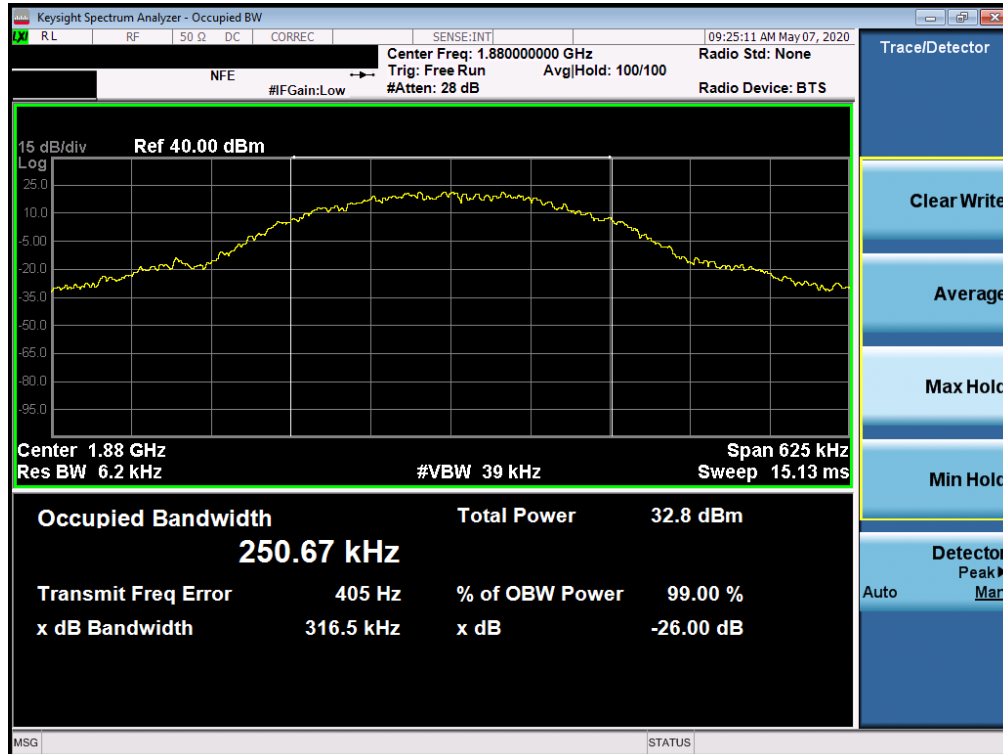
© 2020 PCTEST

All rights reserved. Unless otherwise specified, no part of this report may be reproduced or utilized in any part, form or by any means, electronic or mechanical, including photocopying and microfilm, without permission in writing from PCTEST. If you have any questions about this international copyright or have an enquiry about obtaining additional rights to this report or assembly of contents thereof, please contact INFO@PCTEST.COM.

## GSM/GPRS PCS



Plot 7-19. Occupied Bandwidth Plot (GPRS, Ch. 661)



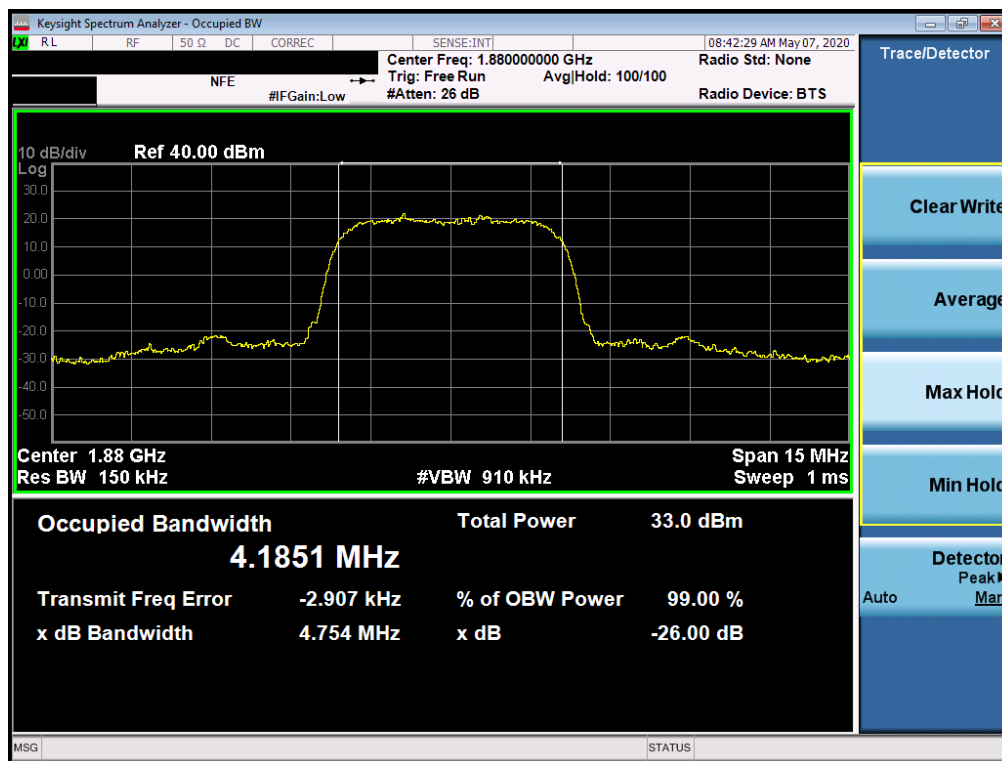
Plot 7-20. Occupied Bandwidth Plot (EDGE, Ch. 661)

FCC ID: ZNFL355DL	<b>PCTEST</b> Proud to be part of element	PART 24 MEASUREMENT REPORT	<b>LG</b>	Approved by: Quality Manager
Test Report S/N: 1M2004220073-03-R1.ZNF	Test Dates: 4/26 - 5/21/2020	EUT Type: Portable Handset		Page 23 of 102

© 2020 PCTEST

All rights reserved. Unless otherwise specified, no part of this report may be reproduced or utilized in any part, form or by any means, electronic or mechanical, including photocopying and microfilm, without permission in writing from PCTEST. If you have any questions about this international copyright or have an enquiry about obtaining additional rights to this report or assembly of contents thereof, please contact [INFO@PCTEST.COM](mailto:INFO@PCTEST.COM).

## WCDMA PCS



Plot 7-21. Occupied Bandwidth Plot (WCDMA, Ch. 9400)

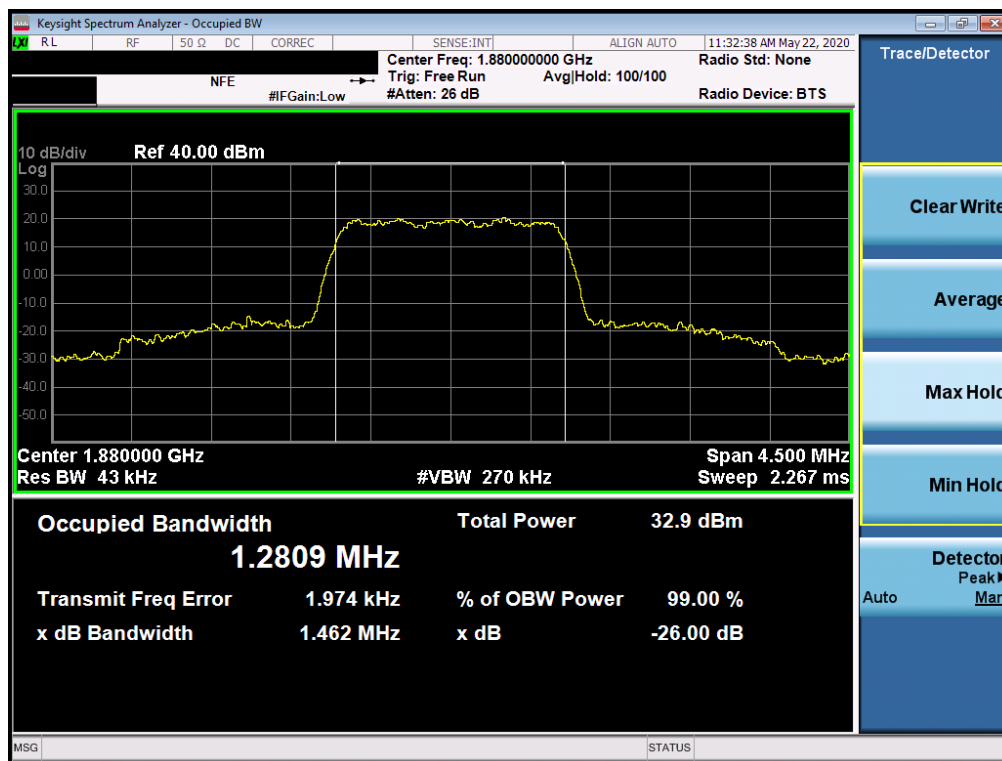
FCC ID: ZNFL355DL	<b>PCTEST</b> Proud to be part of element	PART 24 MEASUREMENT REPORT	<b>LG</b>	Approved by: Quality Manager
Test Report S/N: 1M2004220073-03-R1.ZNF	Test Dates: 4/26 - 5/21/2020	EUT Type: Portable Handset		Page 24 of 102

© 2020 PCTEST

All rights reserved. Unless otherwise specified, no part of this report may be reproduced or utilized in any part, form or by any means, electronic or mechanical, including photocopying and microfilm, without permission in writing from PCTEST. If you have any questions about this international copyright or have an enquiry about obtaining additional rights to this report or assembly of contents thereof, please contact [INFO@PCTEST.COM](mailto:INFO@PCTEST.COM).



## CDMA PCS



Plot 7-22. Occupied Bandwidth Plot (CDMA, Ch. 600)

FCC ID: ZNFL355DL	<b>PCTEST</b> Proud to be part of element	PART 24 MEASUREMENT REPORT	<b>LG</b>	Approved by: Quality Manager
Test Report S/N: 1M2004220073-03-R1.ZNF	Test Dates: 4/26 - 5/21/2020	EUT Type: Portable Handset		Page 25 of 102

© 2020 PCTEST

All rights reserved. Unless otherwise specified, no part of this report may be reproduced or utilized in any part, form or by any means, electronic or mechanical, including photocopying and microfilm, without permission in writing from PCTEST. If you have any questions about this international copyright or have an enquiry about obtaining additional rights to this report or assembly of contents thereof, please contact [INFO@PCTEST.COM](mailto:INFO@PCTEST.COM).

## 7.3 Spurious and Harmonic Emissions at Antenna Terminal

### Test Overview

The level of the carrier and the various conducted spurious and harmonic frequencies is measured by means of a calibrated spectrum analyzer. The spectrum is scanned from the lowest frequency generated in the equipment up to a frequency including its 10<sup>th</sup> harmonic. All out of band emissions are measured with a spectrum analyzer connected to the antenna terminal of the EUT while the EUT is operating at maximum power, and at the appropriate frequencies. All data rates were investigated to determine the worst case configuration. All modes of operation were investigated and the worst case configuration results are reported in this section.

***The minimum permissible attenuation level of any spurious emission is  $43 + 10 \log_{10}(P_{\text{Watts}})$ , where  $P$  is the transmitter power in Watts.***

### Test Procedure Used


KDB 971168 D01 v03r01 – Section 6.0

### Test Settings

1. Start frequency was set to 30MHz and stop frequency was set to 20GHz (separated into at least two plots per channel)
2. Detector = RMS
3. Trace mode = trace average for continuous emissions, max hold for pulse emissions
4. Sweep time = auto couple
5. The trace was allowed to stabilize
6. Please see test notes below for RBW and VBW settings

### Test Setup

The EUT and measurement equipment were set up as shown in the diagram below.



**Figure 7-2. Test Instrument & Measurement Setup**

### Test Notes

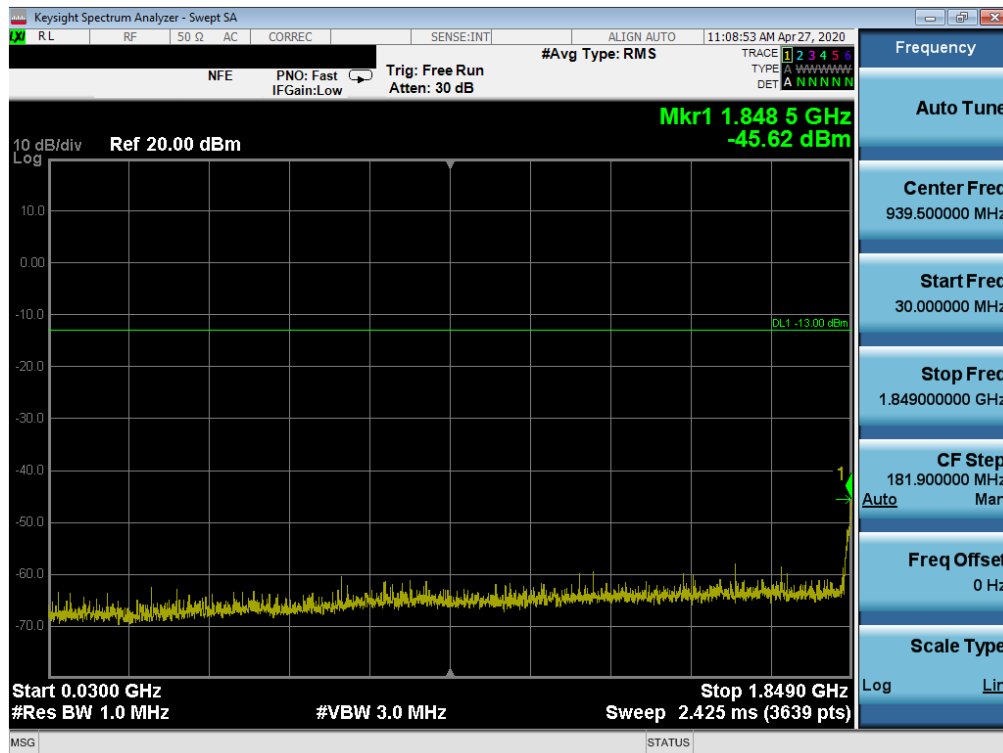
1. Per Part 24 and RSS-133, compliance with the applicable limits is based on the use of measurement instrumentation employing a resolution bandwidth 100 kHz or greater for measurements below 1GHz. However, in the 1 MHz bands immediately outside and adjacent to the frequency block a resolution bandwidth of at least one percent of the emission bandwidth of the fundamental emission of the transmitter may be employed. The emission bandwidth is defined as the width of the signal between two points, one below the carrier center frequency and one above the carrier center frequency, outside of which all emission are attenuated at least 26 dB below the transmitter power.

FCC ID: ZNFL355DL	<b>PCTEST</b> Proud to be part of element	<b>PART 24 MEASUREMENT REPORT</b>	<b>LG</b>	Approved by: Quality Manager
Test Report S/N: 1M2004220073-03-R1.ZNF	Test Dates: 4/26 - 5/21/2020	EUT Type: Portable Handset		Page 26 of 102

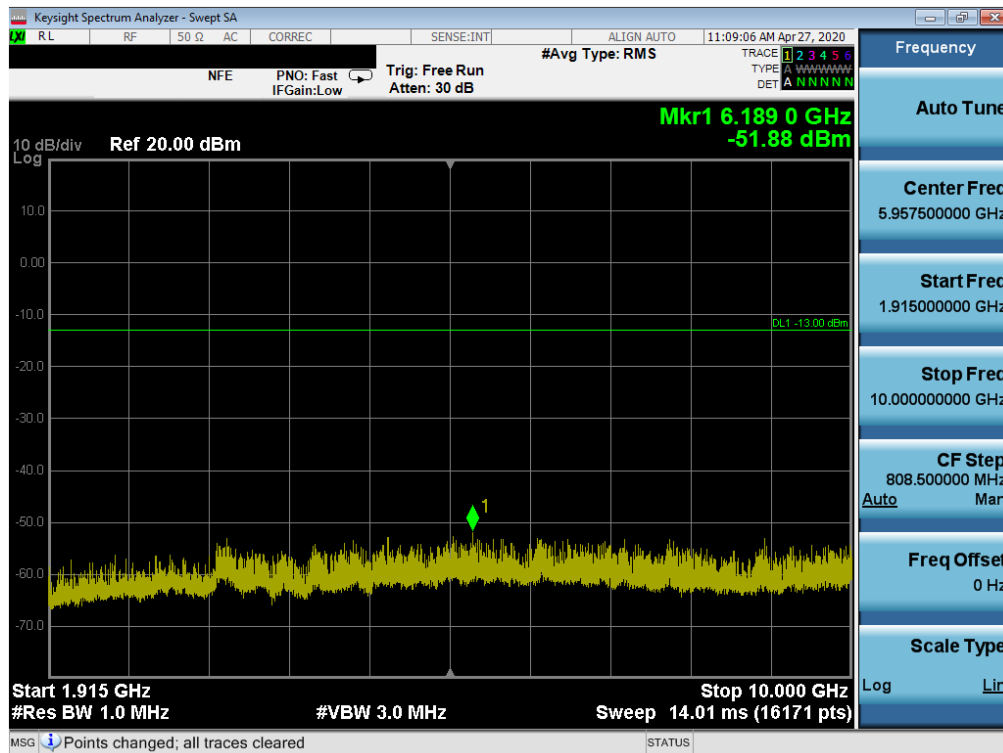
© 2020 PCTEST

All rights reserved. Unless otherwise specified, no part of this report may be reproduced or utilized in any part, form or by any means, electronic or mechanical, including photocopying and microfilm, without permission in writing from PCTEST. If you have any questions about this international copyright or have an enquiry about obtaining additional rights to this report or assembly of contents thereof, please contact [INFO@PCTEST.COM](mailto:INFO@PCTEST.COM).

## LTE Band 25/2



Plot 7-23. Conducted Spurious Plot (LTE Band 25/2 - 20MHz QPSK - RB Size 1, RB Offset 0 - Low Channel)

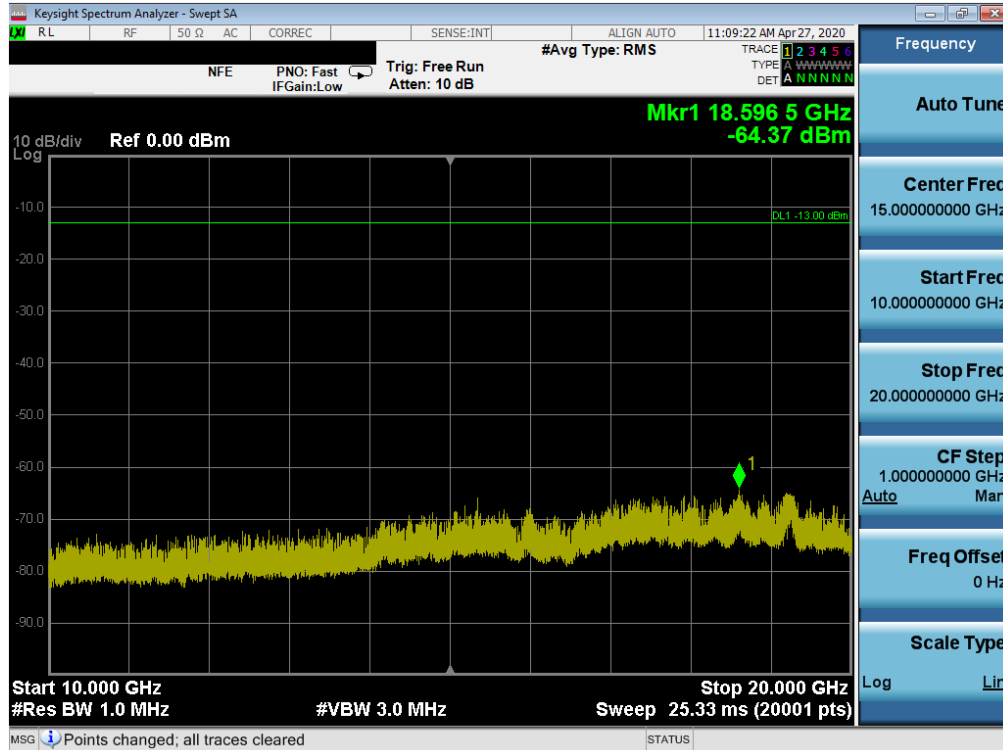


Plot 7-24. Conducted Spurious Plot (LTE Band 25/2 - 20MHz QPSK - RB Size 1, RB Offset 0 - Low Channel)

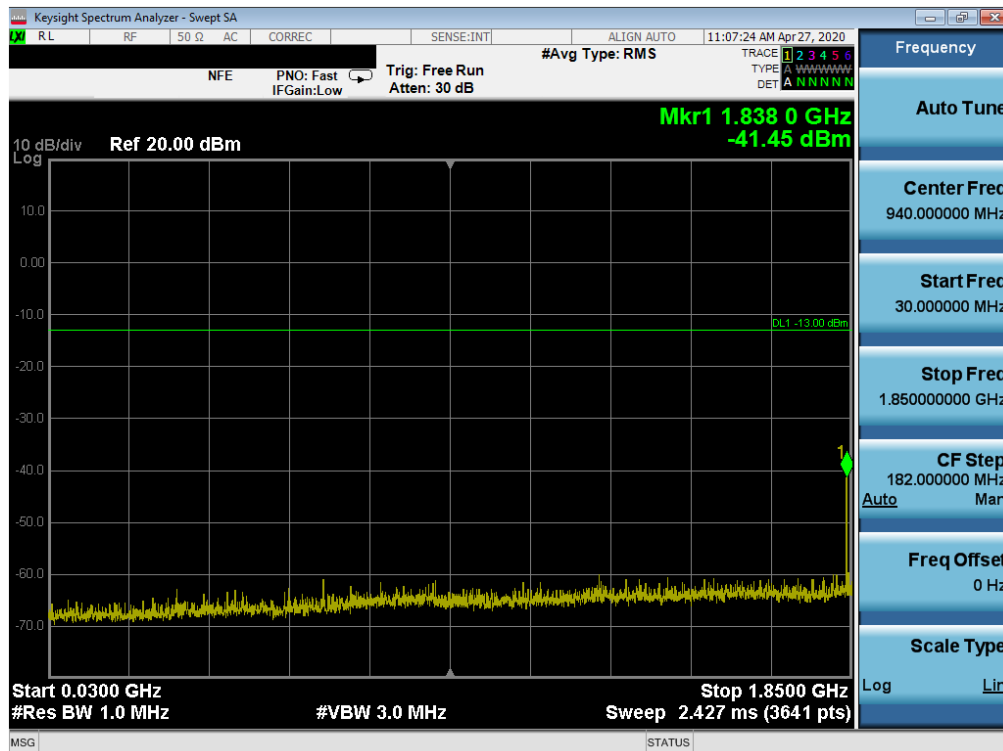
FCC ID: ZNFL355DL	<b>PCTEST</b> Proud to be part of element	PART 24 MEASUREMENT REPORT	LG	Approved by: Quality Manager
Test Report S/N: 1M2004220073-03-R1.ZNF	Test Dates: 4/26 - 5/21/2020	EUT Type: Portable Handset		Page 27 of 102

© 2020 PCTEST

All rights reserved. Unless otherwise specified, no part of this report may be reproduced or utilized in any part, form or by any means, electronic or mechanical, including photocopying and microfilm, without permission in writing from PCTEST. If you have any questions about this international copyright or have an enquiry about obtaining additional rights to this report or assembly of contents thereof, please contact [INFO@PCTEST.COM](mailto:INFO@PCTEST.COM).



Plot 7-25. Conducted Spurious Plot (LTE Band 25/2 - 20MHz QPSK - RB Size 1, RB Offset 0 - Low Channel)

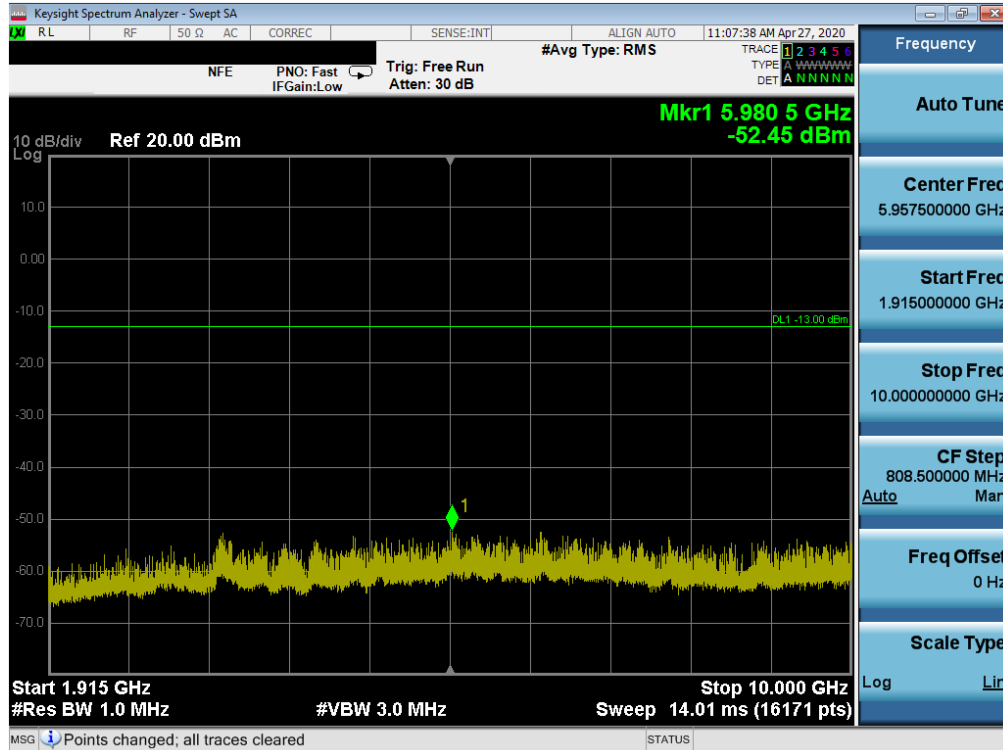


Plot 7-26. Conducted Spurious Plot (LTE Band 25/2 - 20MHz QPSK - RB Size 1, RB Offset 0 - Mid Channel)

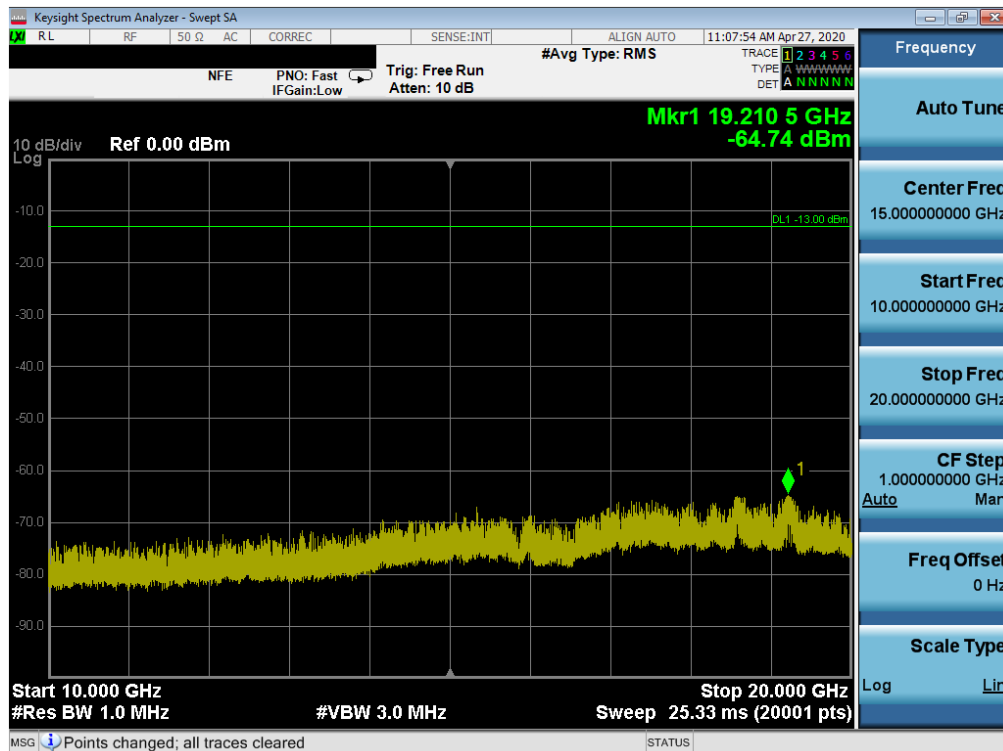
FCC ID: ZNFL355DL	<b>PCTEST</b> Proud to be part of element	PART 24 MEASUREMENT REPORT	LG	Approved by: Quality Manager
Test Report S/N: 1M2004220073-03-R1.ZNF	Test Dates: 4/26 - 5/21/2020	EUT Type: Portable Handset		Page 28 of 102

© 2020 PCTEST

All rights reserved. Unless otherwise specified, no part of this report may be reproduced or utilized in any part, form or by any means, electronic or mechanical, including photocopying and microfilm, without permission in writing from PCTEST. If you have any questions about this international copyright or have an enquiry about obtaining additional rights to this report or assembly of contents thereof, please contact INFO@PCTEST.COM.



Plot 7-27. Conducted Spurious Plot (LTE Band 25/2 - 20MHz QPSK - RB Size 1, RB Offset 0 - Mid Channel)

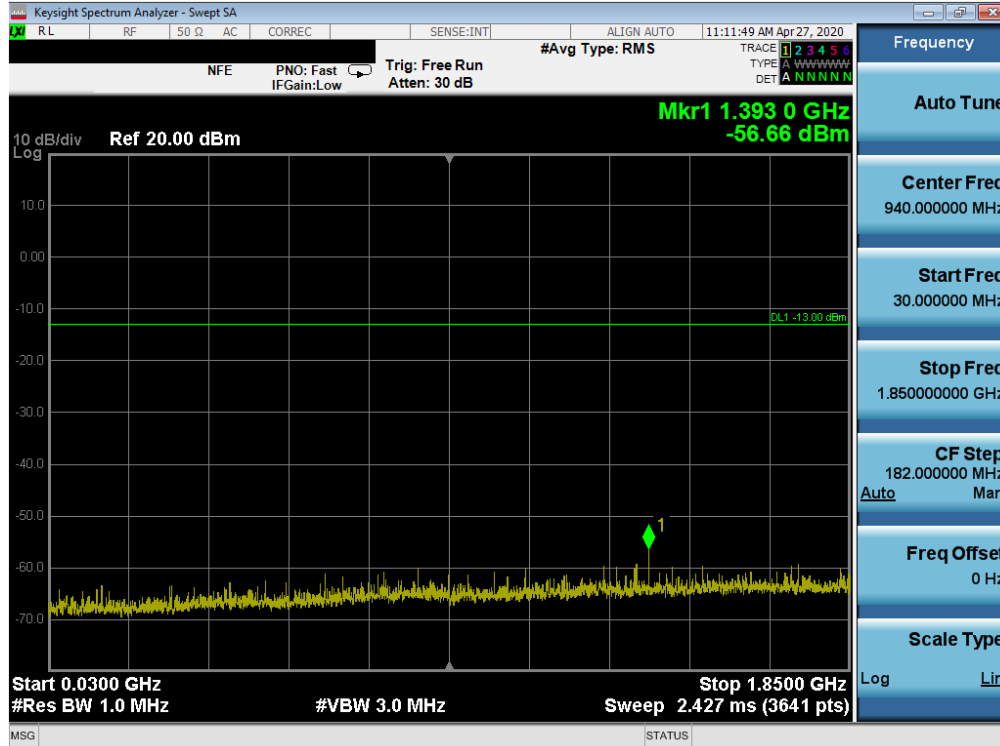


Plot 7-28. Conducted Spurious Plot (LTE Band 25/2 - 20MHz QPSK - RB Size 1, RB Offset 0 - Mid Channel)

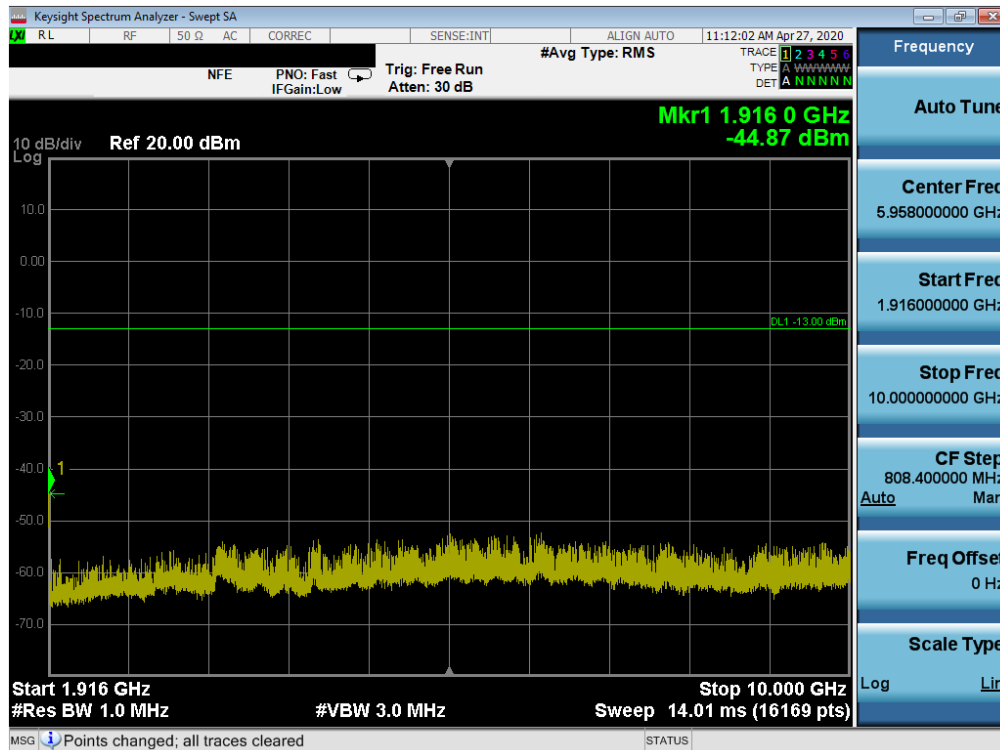
FCC ID: ZNFL355DL	<b>PCTEST</b> Proud to be part of element	PART 24 MEASUREMENT REPORT	LG	Approved by: Quality Manager
Test Report S/N: 1M2004220073-03-R1.ZNF	Test Dates: 4/26 - 5/21/2020	EUT Type: Portable Handset		Page 29 of 102

© 2020 PCTEST

All rights reserved. Unless otherwise specified, no part of this report may be reproduced or utilized in any part, form or by any means, electronic or mechanical, including photocopying and microfilm, without permission in writing from PCTEST. If you have any questions about this international copyright or have an enquiry about obtaining additional rights to this report or assembly of contents thereof, please contact [INFO@PCTEST.COM](mailto:INFO@PCTEST.COM).



Plot 7-29. Conducted Spurious Plot (LTE Band 25/2 - 20MHz QPSK - RB Size 1, RB Offset 0 - High Channel)

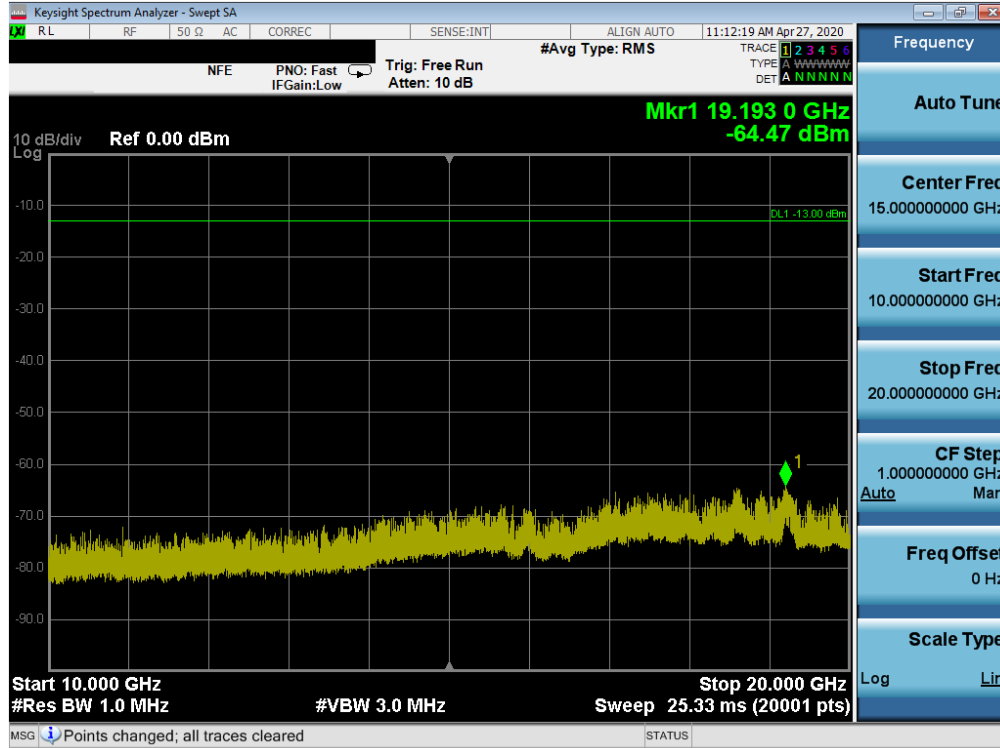


Plot 7-30. Conducted Spurious Plot (LTE Band 25/2 - 20MHz QPSK - RB Size 1, RB Offset 0 - High Channel)

FCC ID: ZNFL355DL	<b>PCTEST</b> Proud to be part of element	PART 24 MEASUREMENT REPORT	LG	Approved by: Quality Manager
Test Report S/N: 1M2004220073-03-R1.ZNF	Test Dates: 4/26 - 5/21/2020	EUT Type: Portable Handset		Page 30 of 102

© 2020 PCTEST

All rights reserved. Unless otherwise specified, no part of this report may be reproduced or utilized in any part, form or by any means, electronic or mechanical, including photocopying and microfilm, without permission in writing from PCTEST. If you have any questions about this international copyright or have an enquiry about obtaining additional rights to this report or assembly of contents thereof, please contact INFO@PCTEST.COM.



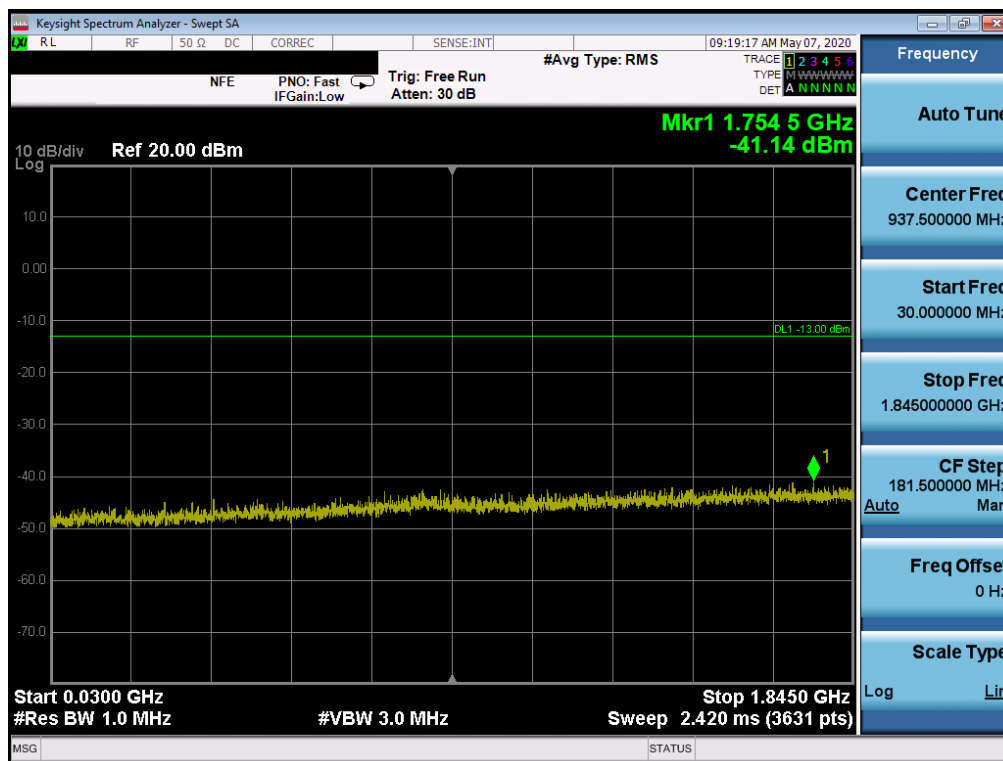
Plot 7-31. Conducted Spurious Plot (LTE Band 25/2 - 20MHz QPSK - RB Size 1, RB Offset 0 - High Channel)

FCC ID: ZNFL355DL	<b>PCTEST</b> Proud to be part of element	PART 24 MEASUREMENT REPORT	<b>LG</b>	Approved by: Quality Manager
Test Report S/N: 1M2004220073-03-R1.ZNF	Test Dates: 4/26 - 5/21/2020	EUT Type: Portable Handset		Page 31 of 102

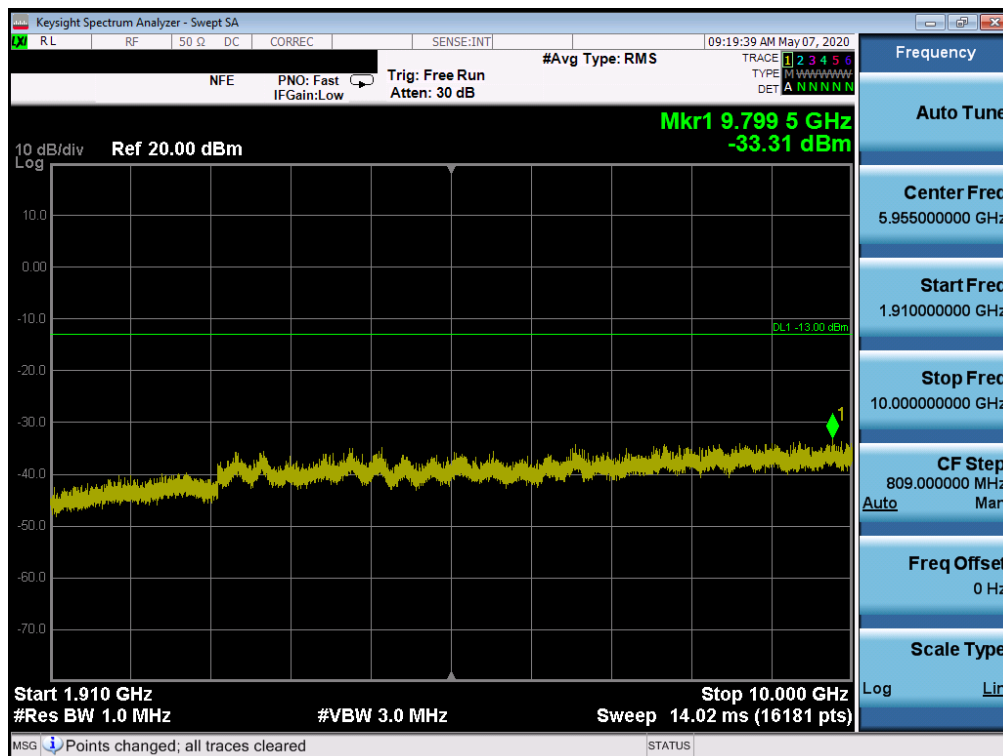
© 2020 PCTEST

All rights reserved. Unless otherwise specified, no part of this report may be reproduced or utilized in any part, form or by any means, electronic or mechanical, including photocopying and microfilm, without permission in writing from PCTEST. If you have any questions about this international copyright or have an enquiry about obtaining additional rights to this report or assembly of contents thereof, please contact [INFO@PCTEST.COM](mailto:INFO@PCTEST.COM).

## GSM/GPRS PCS



Plot 7-31. Conducted Spurious Plot (GPRS Ch. 512)



Plot 7-31. Conducted Spurious Plot (GPRS Ch. 512)

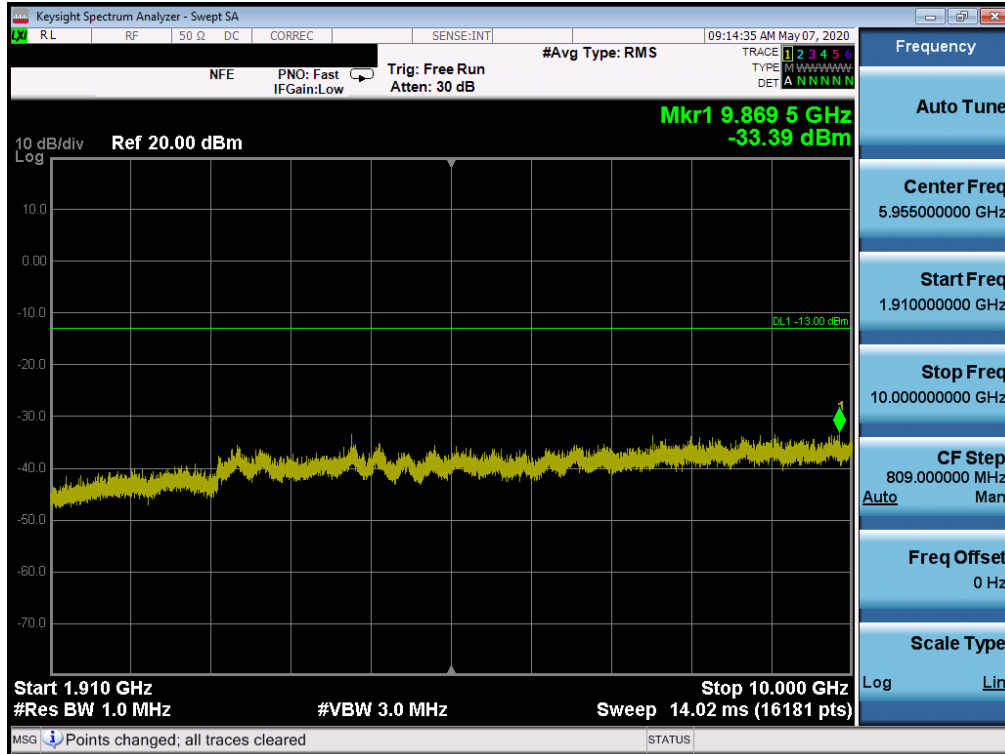
FCC ID: ZNFL355DL	<b>PCTEST</b> Proud to be part of element	PART 24 MEASUREMENT REPORT	LG	Approved by: Quality Manager
Test Report S/N: 1M2004220073-03-R1.ZNF	Test Dates: 4/26 - 5/21/2020	EUT Type: Portable Handset		Page 32 of 102

© 2020 PCTEST

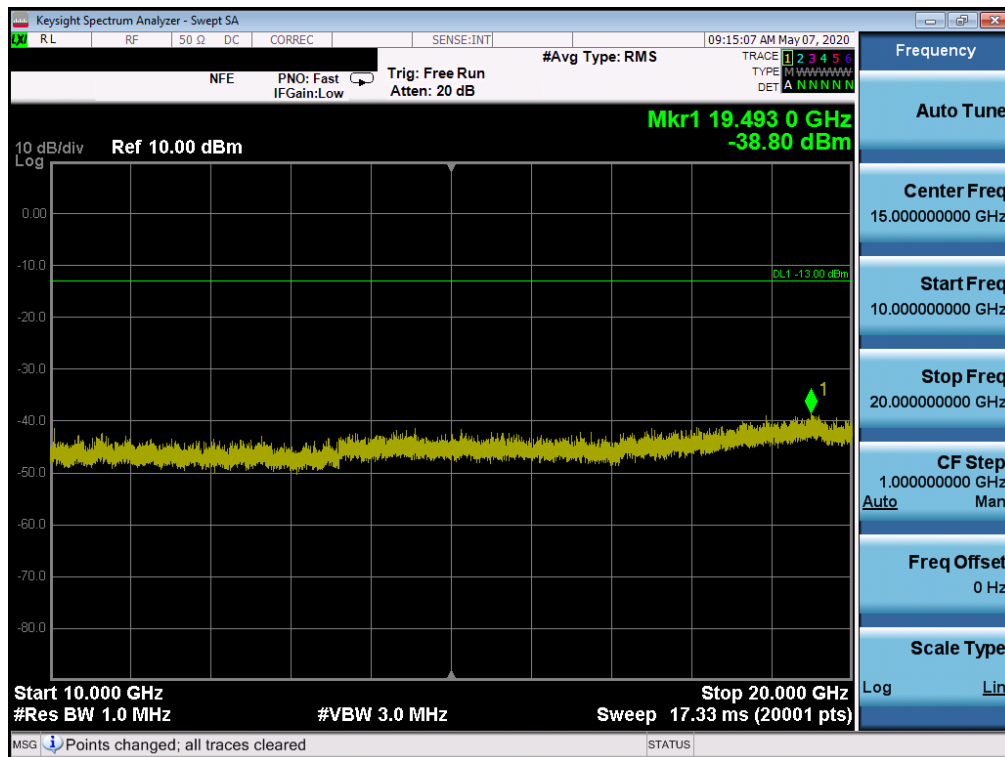
All rights reserved. Unless otherwise specified, no part of this report may be reproduced or utilized in any part, form or by any means, electronic or mechanical, including photocopying and microfilm, without permission in writing from PCTEST. If you have any questions about this international copyright or have an enquiry about obtaining additional rights to this report or assembly of contents thereof, please contact INFO@PCTEST.COM.







Plot 7-31. Conducted Spurious Plot (GPRS Ch. 661)

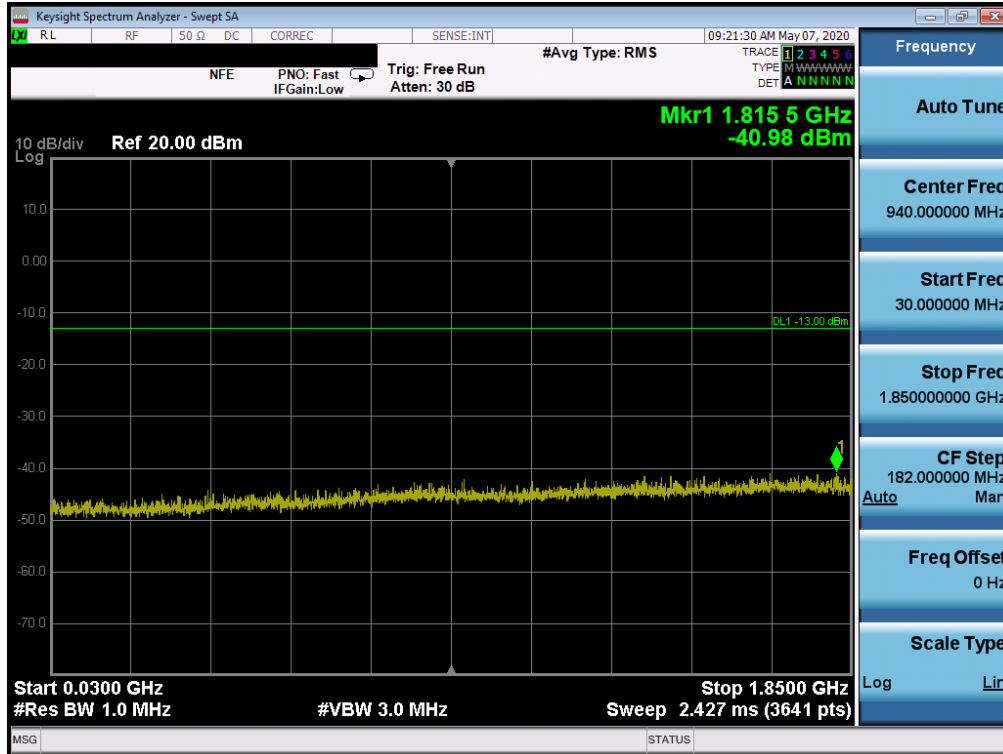


Plot 7-31. Conducted Spurious Plot (GPRS Ch. 661)

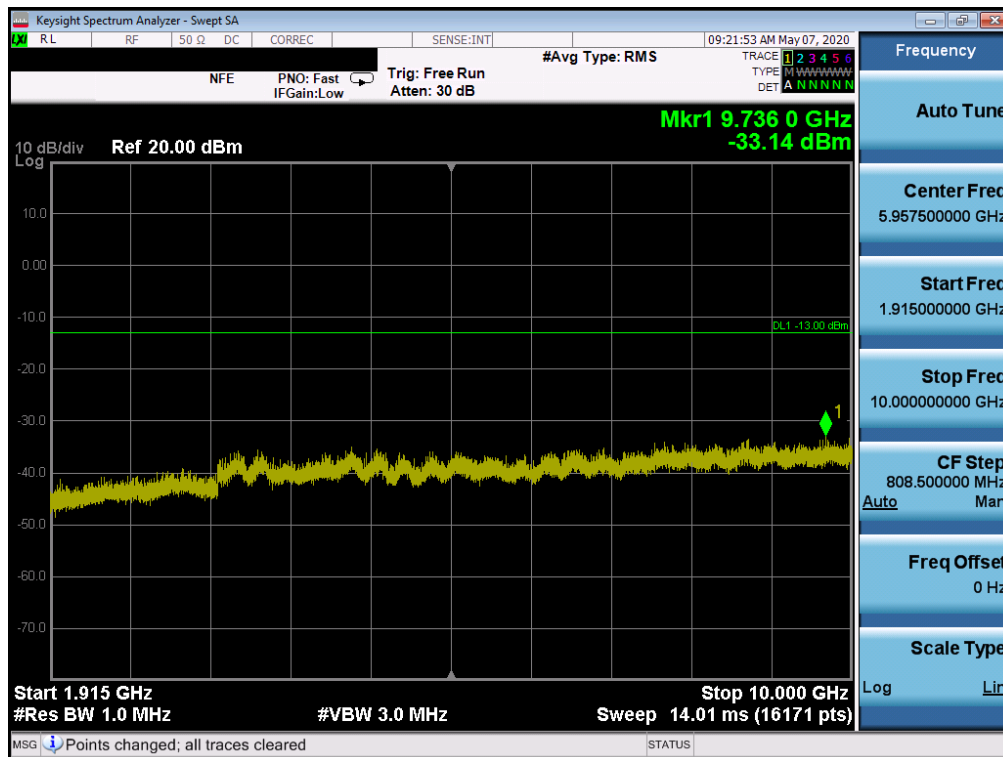
FCC ID: ZNFL355DL	<b>PCTEST</b> Proud to be part of element	PART 24 MEASUREMENT REPORT	LG	Approved by: Quality Manager
Test Report S/N: 1M2004220073-03-R1.ZNF	Test Dates: 4/26 - 5/21/2020	EUT Type: Portable Handset		Page 34 of 102

© 2020 PCTEST

All rights reserved. Unless otherwise specified, no part of this report may be reproduced or utilized in any part, form or by any means, electronic or mechanical, including photocopying and microfilm, without permission in writing from PCTEST. If you have any questions about this international copyright or have an enquiry about obtaining additional rights to this report or assembly of contents thereof, please contact [INFO@PCTEST.COM](mailto:INFO@PCTEST.COM).



Plot 7-31. Conducted Spurious Plot (GPRS Ch. 810)

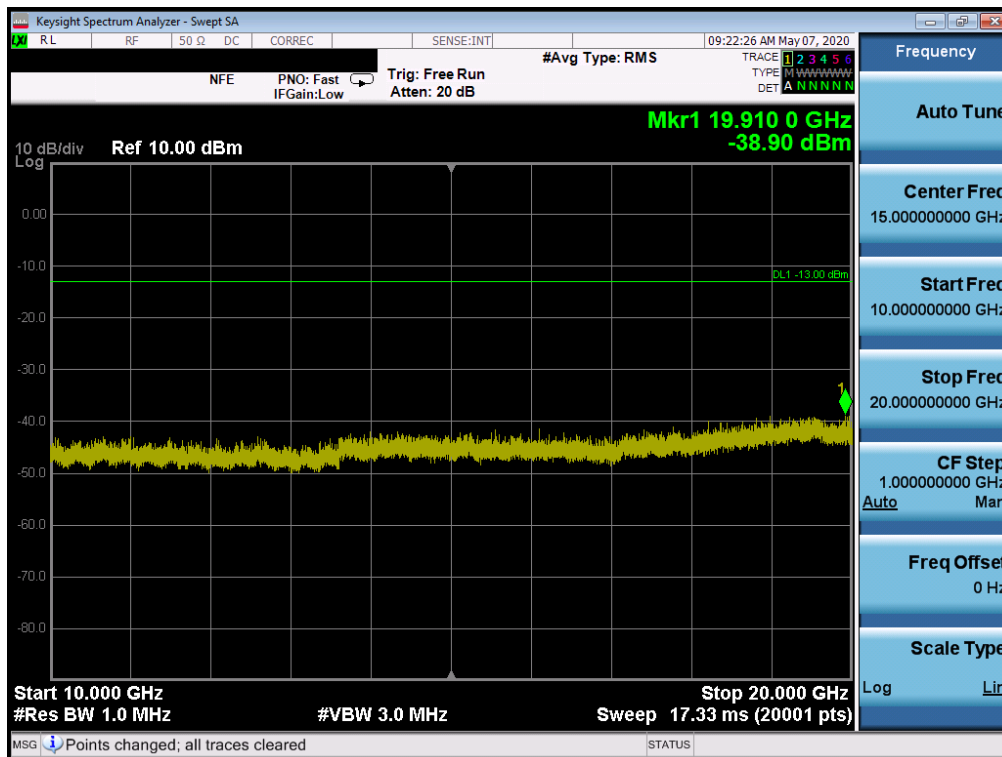


Plot 7-31. Conducted Spurious Plot (GPRS Ch. 810)

FCC ID: ZNFL355DL	<b>PCTEST</b> Proud to be part of element	PART 24 MEASUREMENT REPORT	LG	Approved by: Quality Manager
Test Report S/N: 1M2004220073-03-R1.ZNF	Test Dates: 4/26 - 5/21/2020	EUT Type: Portable Handset		Page 35 of 102

© 2020 PCTEST

All rights reserved. Unless otherwise specified, no part of this report may be reproduced or utilized in any part, form or by any means, electronic or mechanical, including photocopying and microfilm, without permission in writing from PCTEST. If you have any questions about this international copyright or have an enquiry about obtaining additional rights to this report or assembly of contents thereof, please contact INFO@PCTEST.COM.



Plot 7-31. Conducted Spurious Plot (GPRS Ch. 810)

FCC ID: ZNFL355DL	<b>PCTEST</b> Proud to be part of element	PART 24 MEASUREMENT REPORT	LG	Approved by: Quality Manager
Test Report S/N: 1M2004220073-03-R1.ZNF	Test Dates: 4/26 - 5/21/2020	EUT Type: Portable Handset		Page 36 of 102

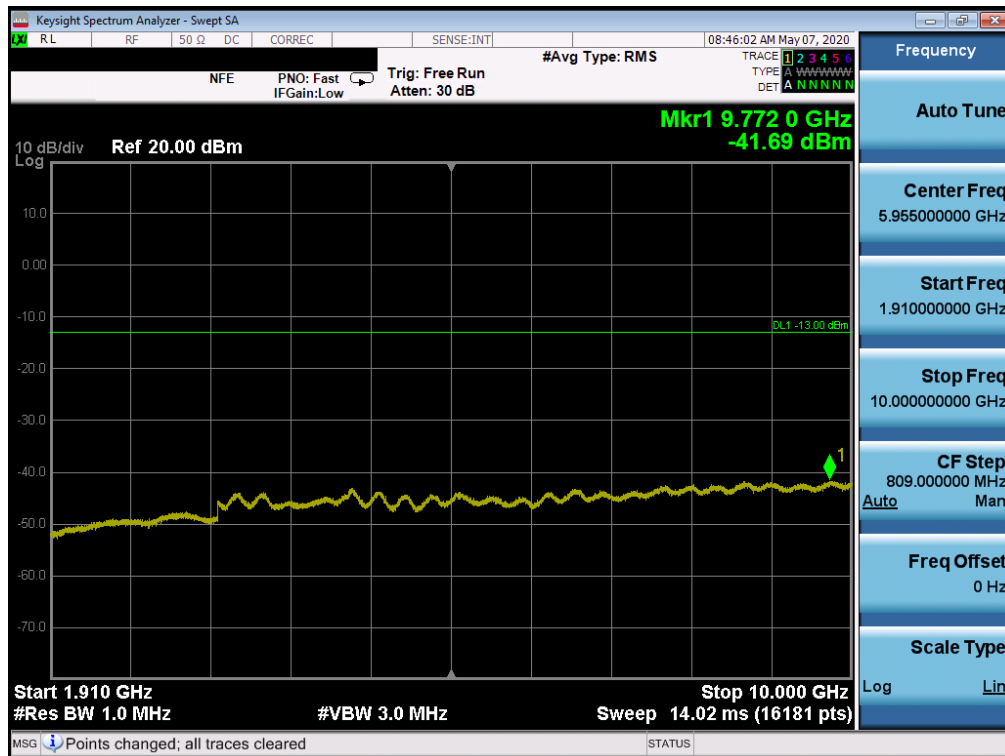
© 2020 PCTEST

All rights reserved. Unless otherwise specified, no part of this report may be reproduced or utilized in any part, form or by any means, electronic or mechanical, including photocopying and microfilm, without permission in writing from PCTEST. If you have any questions about this international copyright or have an enquiry about obtaining additional rights to this report or assembly of contents thereof, please contact INFO@PCTEST.COM.

## WCDMA PCS



Plot 7-31. Conducted Spurious Plot (WCDMA Ch. 9262)

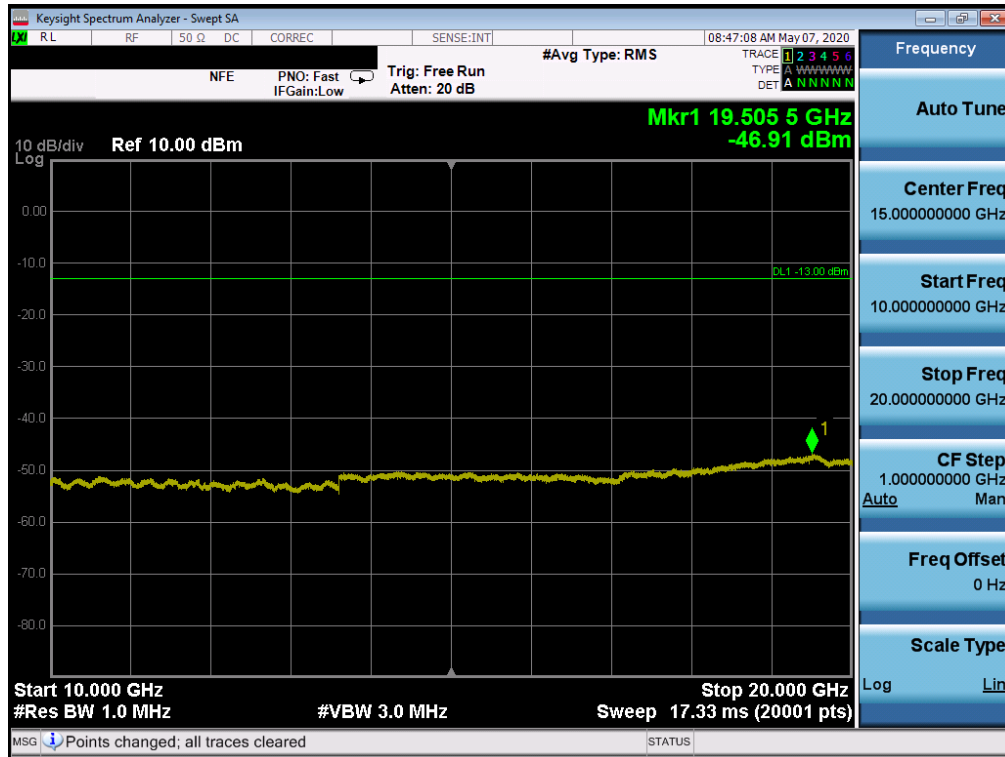


Plot 7-31. Conducted Spurious Plot (WCDMA Ch. 9262)

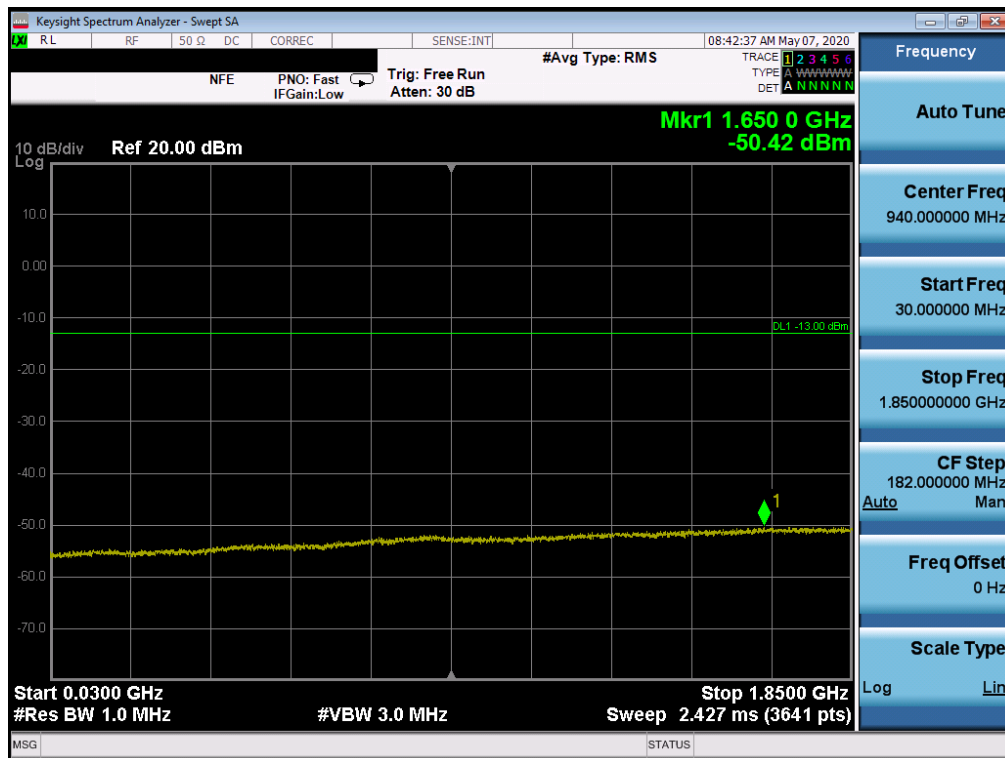
FCC ID: ZNFL355DL	<b>PCTEST</b> Proud to be part of element	PART 24 MEASUREMENT REPORT	LG	Approved by: Quality Manager
Test Report S/N: 1M2004220073-03-R1.ZNF	Test Dates: 4/26 - 5/21/2020	EUT Type: Portable Handset		Page 37 of 102

© 2020 PCTEST

All rights reserved. Unless otherwise specified, no part of this report may be reproduced or utilized in any part, form or by any means, electronic or mechanical, including photocopying and microfilm, without permission in writing from PCTEST. If you have any questions about this international copyright or have an enquiry about obtaining additional rights to this report or assembly of contents thereof, please contact INFO@PCTEST.COM.



Plot 7-31. Conducted Spurious Plot (WCDMA Ch. 9262)

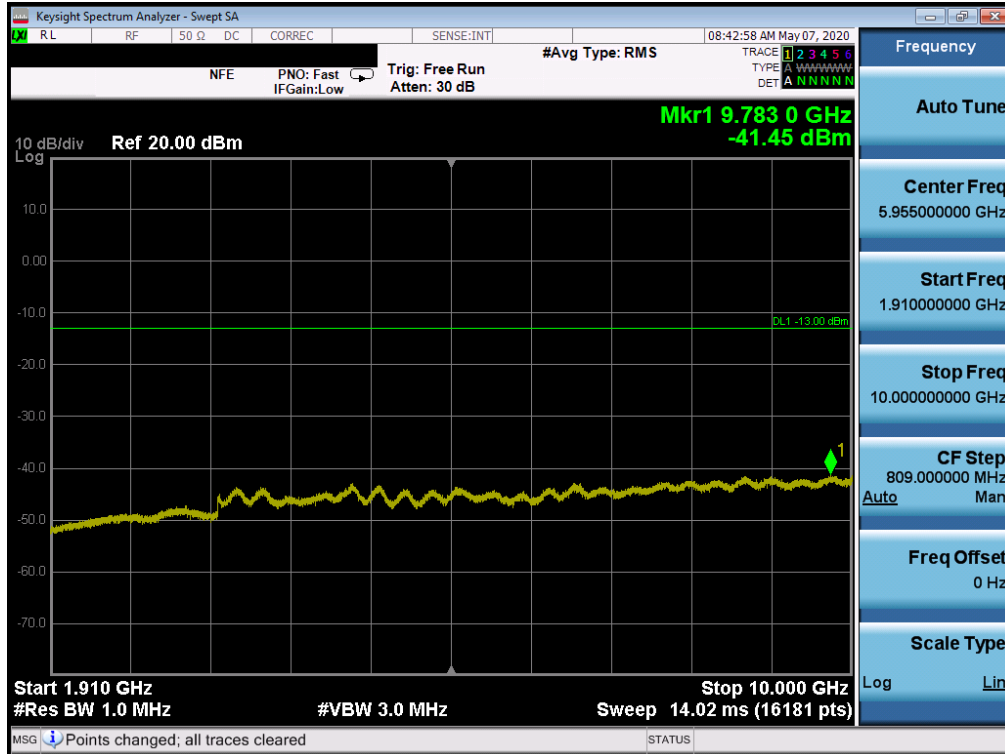


Plot 7-31. Conducted Spurious Plot (WCDMA Ch. 9400)

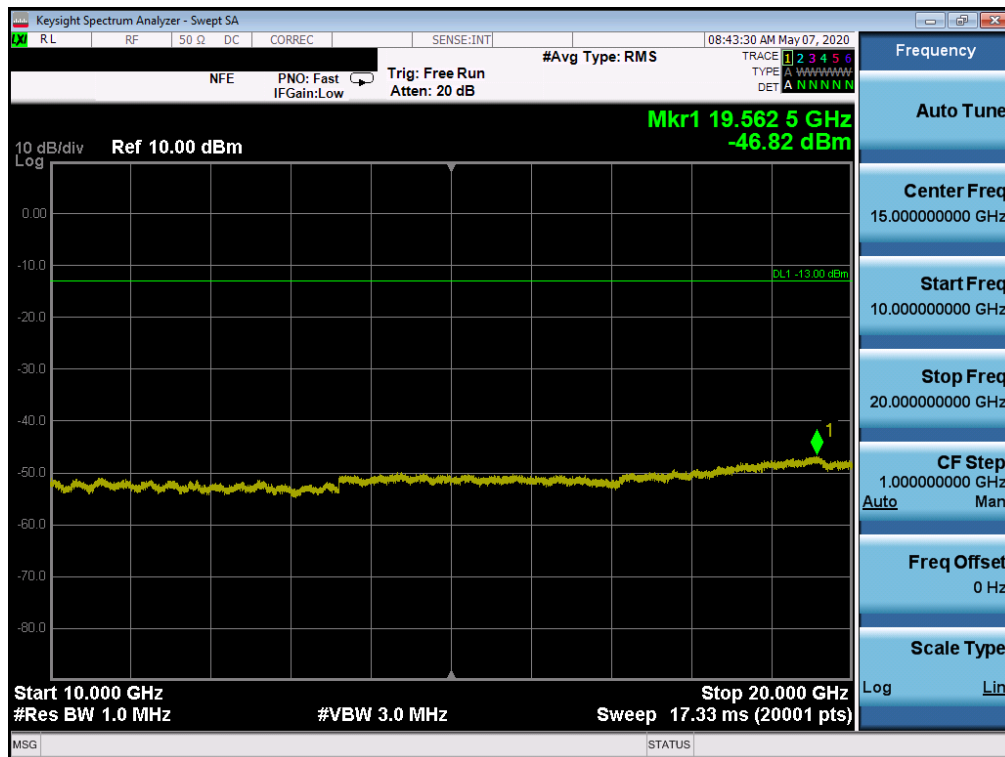
FCC ID: ZNFL355DL	<b>PCTEST</b> Proud to be part of element	PART 24 MEASUREMENT REPORT	LG	Approved by: Quality Manager
Test Report S/N: 1M2004220073-03-R1.ZNF	Test Dates: 4/26 - 5/21/2020	EUT Type: Portable Handset		Page 38 of 102

© 2020 PCTEST

All rights reserved. Unless otherwise specified, no part of this report may be reproduced or utilized in any part, form or by any means, electronic or mechanical, including photocopying and microfilm, without permission in writing from PCTEST. If you have any questions about this international copyright or have an enquiry about obtaining additional rights to this report or assembly of contents thereof, please contact INFO@PCTEST.COM.



Plot 7-31. Conducted Spurious Plot (WCDMA Ch. 9400)

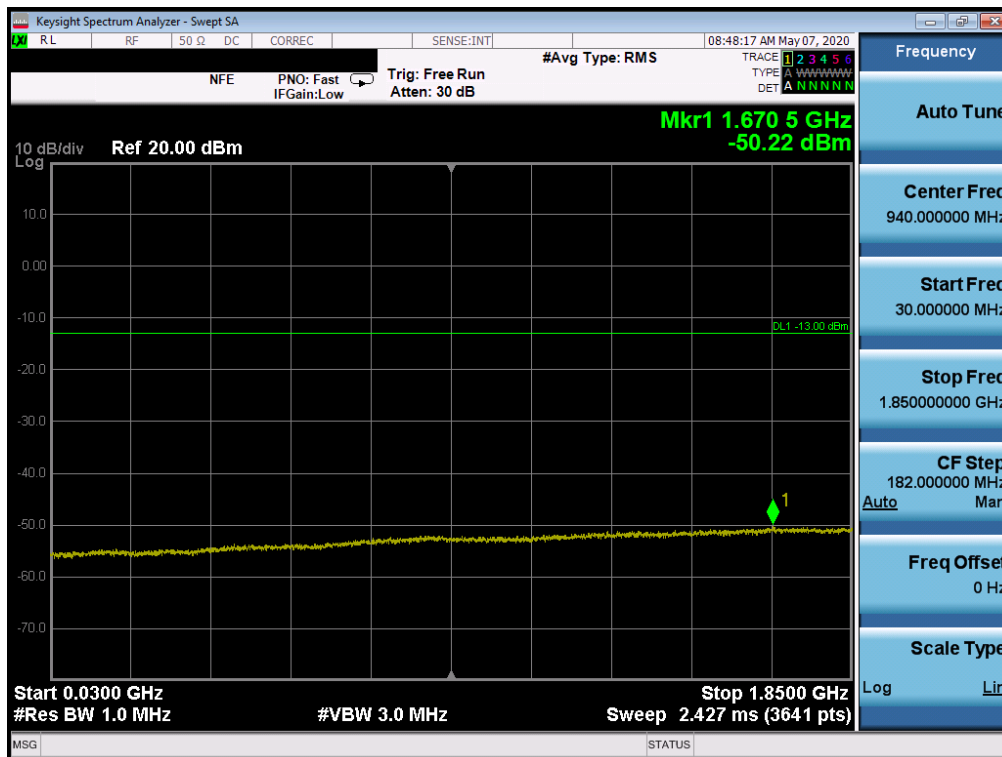


Plot 7-31. Conducted Spurious Plot (WCDMA Ch. 9400)

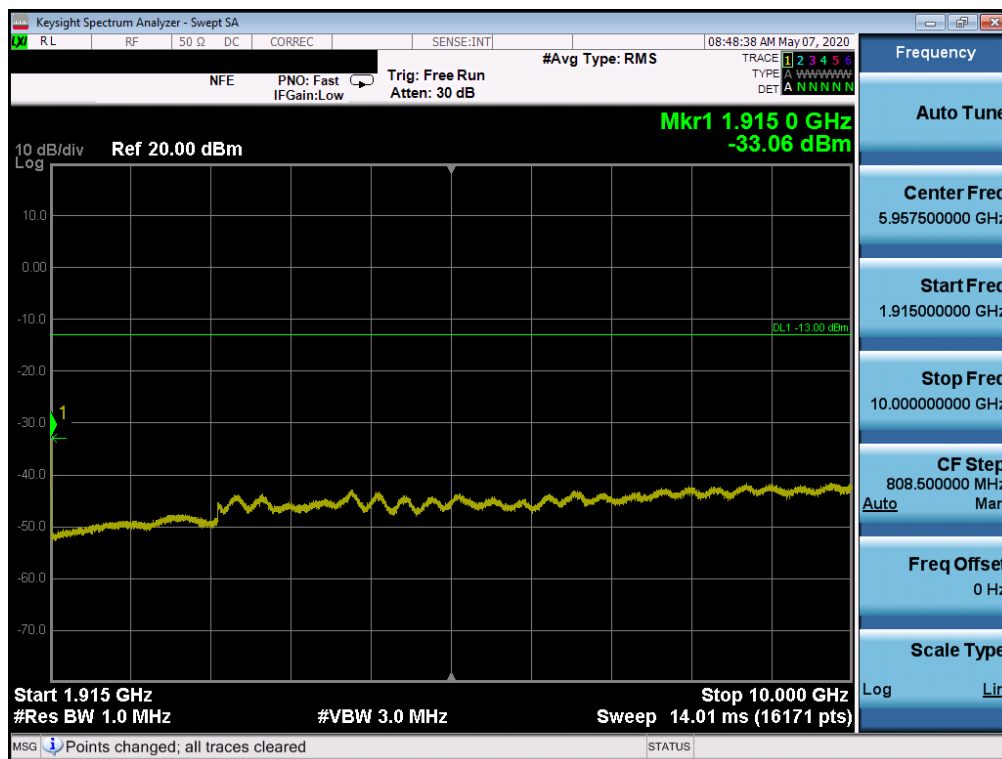
FCC ID: ZNFL355DL	<b>PCTEST</b> Proud to be part of element	PART 24 MEASUREMENT REPORT	LG	Approved by: Quality Manager
Test Report S/N: 1M2004220073-03-R1.ZNF	Test Dates: 4/26 - 5/21/2020	EUT Type: Portable Handset		Page 39 of 102

© 2020 PCTEST

All rights reserved. Unless otherwise specified, no part of this report may be reproduced or utilized in any part, form or by any means, electronic or mechanical, including photocopying and microfilm, without permission in writing from PCTEST. If you have any questions about this international copyright or have an enquiry about obtaining additional rights to this report or assembly of contents thereof, please contact INFO@PCTEST.COM.



Plot 7-31. Conducted Spurious Plot (WCDMA Ch. 9538)



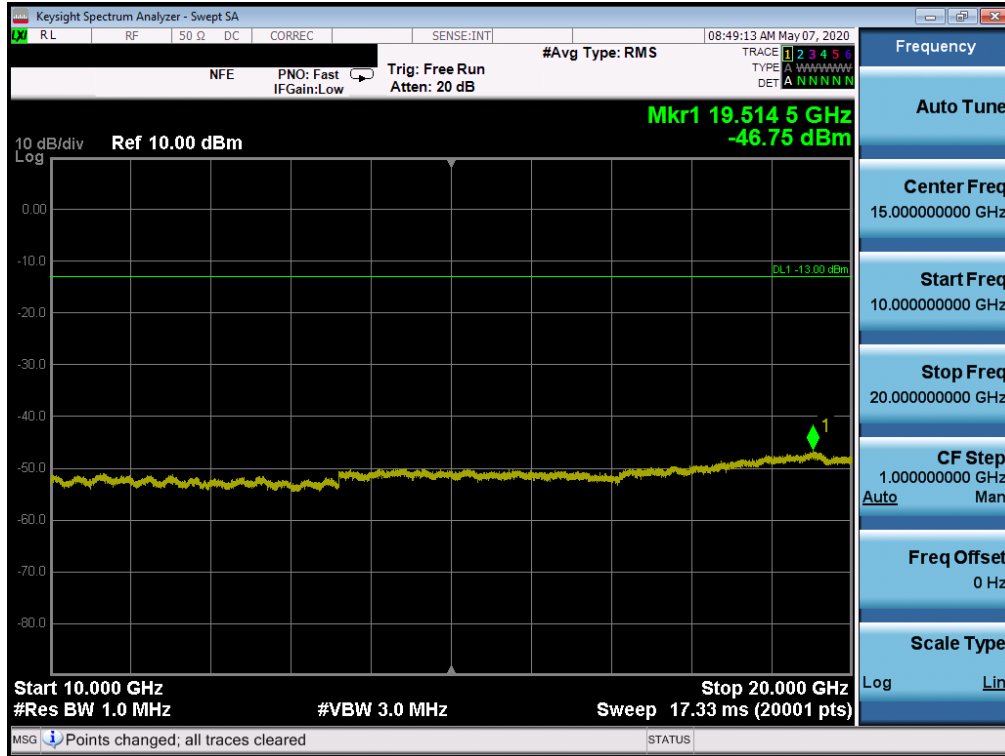
Plot 7-31. Conducted Spurious Plot (WCDMA Ch. 9538)

FCC ID: ZNFL355DL	<b>PCTEST</b> Proud to be part of element	PART 24 MEASUREMENT REPORT	LG	Approved by: Quality Manager
Test Report S/N: 1M2004220073-03-R1.ZNF	Test Dates: 4/26 - 5/21/2020	EUT Type: Portable Handset		Page 40 of 102

© 2020 PCTEST

All rights reserved. Unless otherwise specified, no part of this report may be reproduced or utilized in any part, form or by any means, electronic or mechanical, including photocopying and microfilm, without permission in writing from PCTEST. If you have any questions about this international copyright or have an enquiry about obtaining additional rights to this report or assembly of contents thereof, please contact INFO@PCTEST.COM.





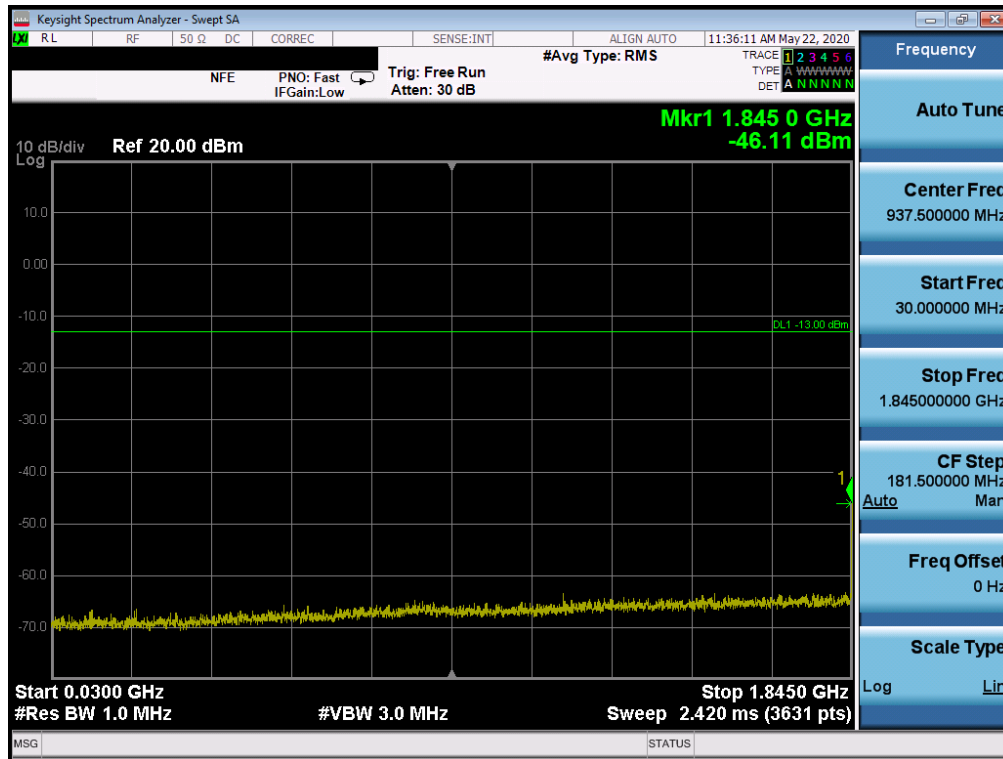
Plot 7-31. Conducted Spurious Plot (WCDMA Ch. 9538)

FCC ID: ZNFL355DL	<b>PCTEST</b> Proud to be part of element	PART 24 MEASUREMENT REPORT	LG	Approved by: Quality Manager
Test Report S/N: 1M2004220073-03-R1.ZNF	Test Dates: 4/26 - 5/21/2020	EUT Type: Portable Handset		Page 41 of 102

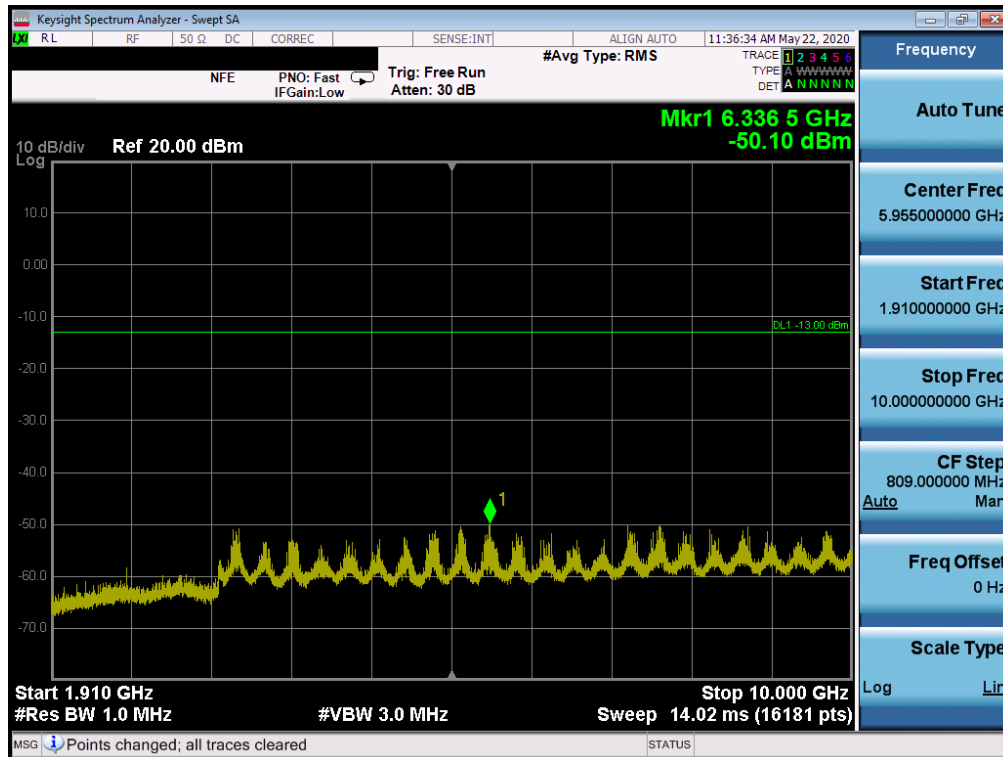
© 2020 PCTEST

All rights reserved. Unless otherwise specified, no part of this report may be reproduced or utilized in any part, form or by any means, electronic or mechanical, including photocopying and microfilm, without permission in writing from PCTEST. If you have any questions about this international copyright or have an enquiry about obtaining additional rights to this report or assembly of contents thereof, please contact [INFO@PCTEST.COM](mailto:INFO@PCTEST.COM).

## CDMA PCS



Plot 7-31. Conducted Spurious Plot (CDMA Ch. 25)

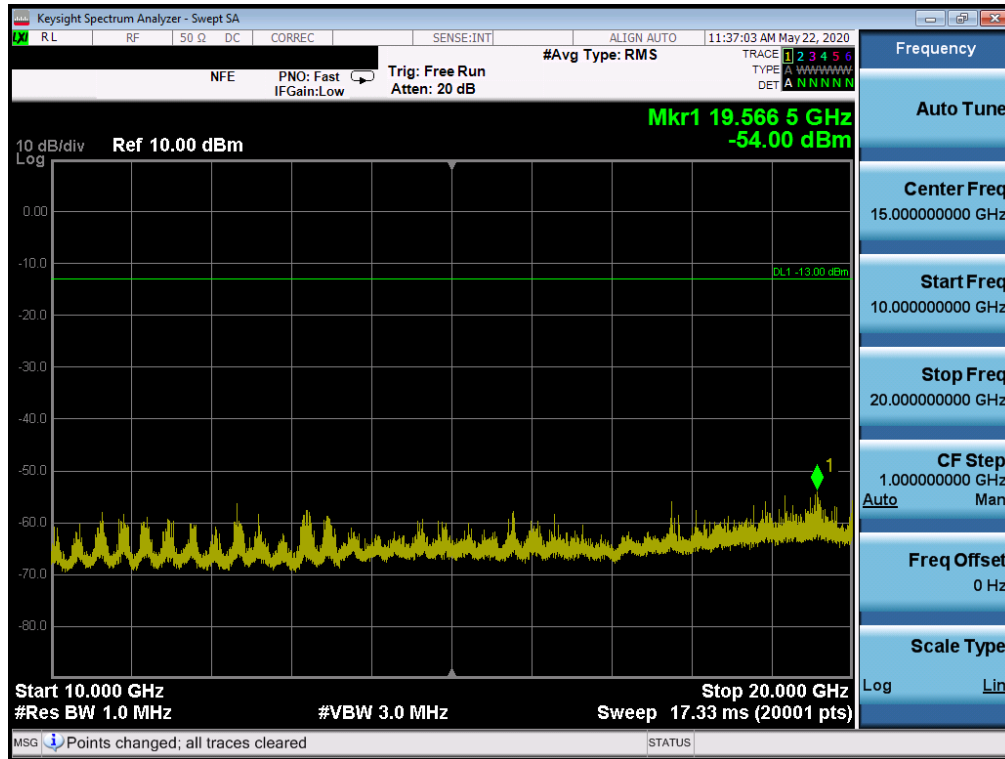


Plot 7-31. Conducted Spurious Plot (CDMA Ch. 25)

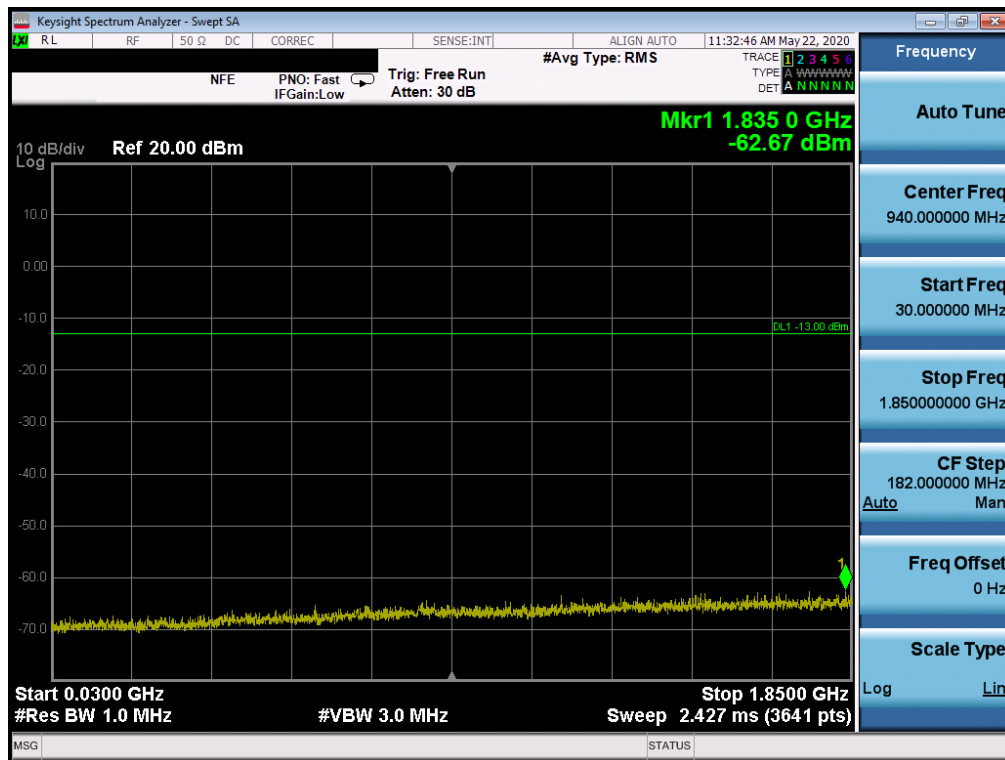
FCC ID: ZNFL355DL	<b>PCTEST</b> Proud to be part of element	PART 24 MEASUREMENT REPORT	LG	Approved by: Quality Manager
Test Report S/N: 1M2004220073-03-R1.ZNF	Test Dates: 4/26 - 5/21/2020	EUT Type: Portable Handset		Page 42 of 102

© 2020 PCTEST

All rights reserved. Unless otherwise specified, no part of this report may be reproduced or utilized in any part, form or by any means, electronic or mechanical, including photocopying and microfilm, without permission in writing from PCTEST. If you have any questions about this international copyright or have an enquiry about obtaining additional rights to this report or assembly of contents thereof, please contact INFO@PCTEST.COM.



Plot 7-31. Conducted Spurious Plot (CDMA Ch. 25)

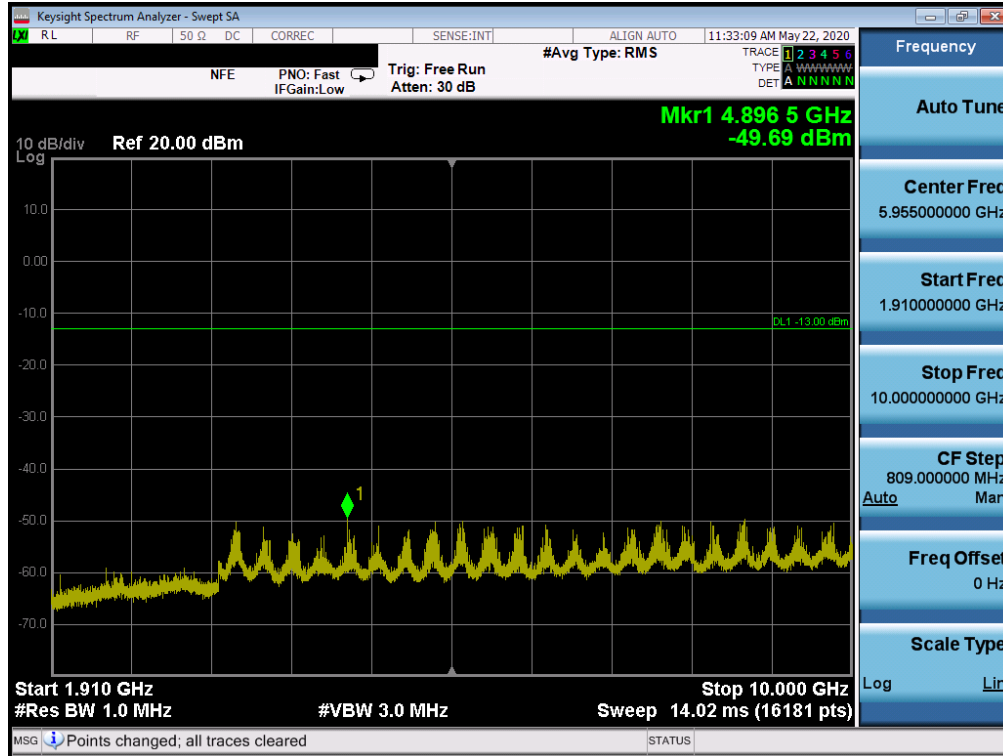


Plot 7-31. Conducted Spurious Plot (CDMA Ch. 600)

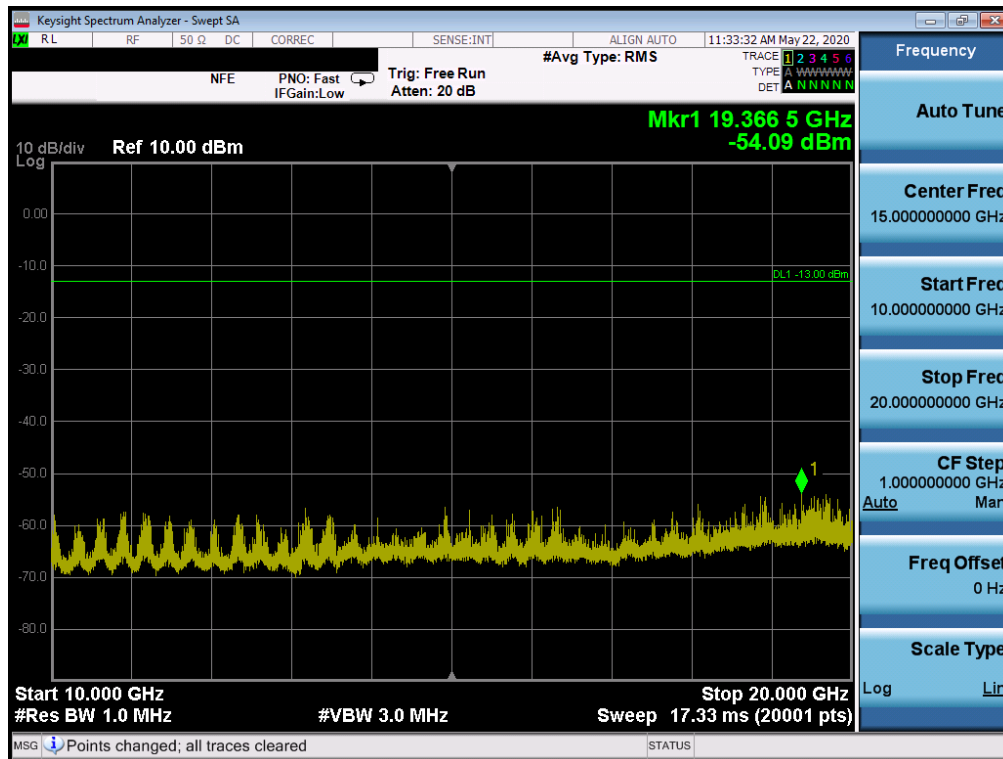
FCC ID: ZNFL355DL	<b>PCTEST</b> Proud to be part of element	PART 24 MEASUREMENT REPORT	LG	Approved by: Quality Manager
Test Report S/N: 1M2004220073-03-R1.ZNF	Test Dates: 4/26 - 5/21/2020	EUT Type: Portable Handset		Page 43 of 102

© 2020 PCTEST

All rights reserved. Unless otherwise specified, no part of this report may be reproduced or utilized in any part, form or by any means, electronic or mechanical, including photocopying and microfilm, without permission in writing from PCTEST. If you have any questions about this international copyright or have an enquiry about obtaining additional rights to this report or assembly of contents thereof, please contact INFO@PCTEST.COM.



Plot 7-31. Conducted Spurious Plot (CDMA Ch. 600)

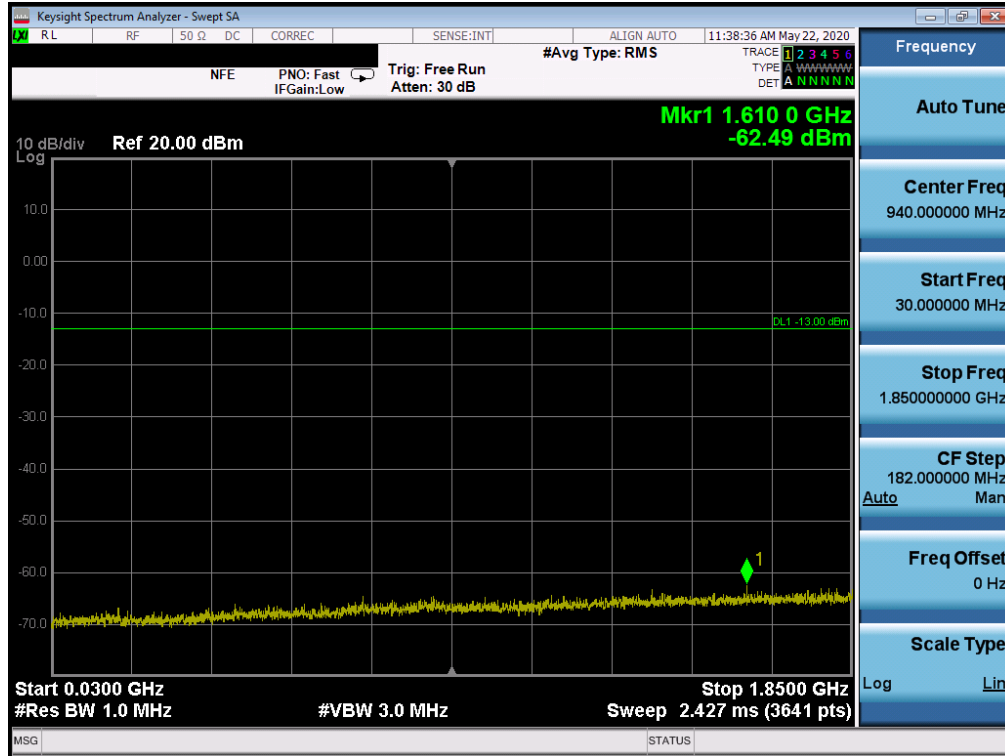


Plot 7-31. Conducted Spurious Plot (CDMA Ch. 600)

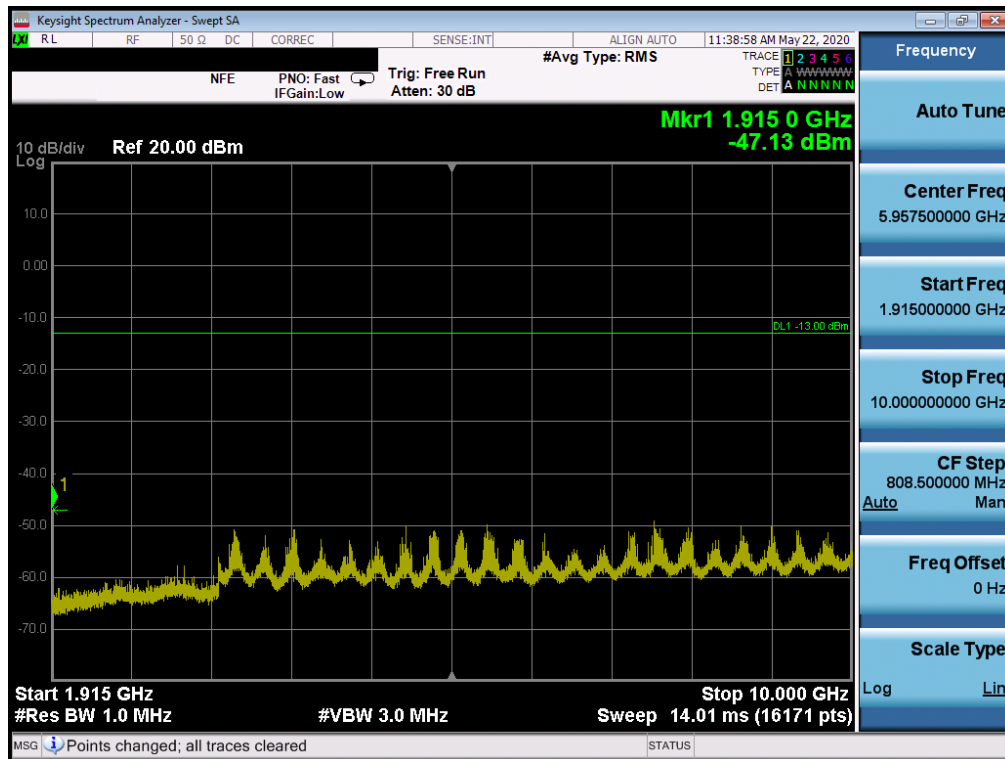
FCC ID: ZNFL355DL	<b>PCTEST</b> Proud to be part of element	PART 24 MEASUREMENT REPORT	LG	Approved by: Quality Manager
Test Report S/N: 1M2004220073-03-R1.ZNF	Test Dates: 4/26 - 5/21/2020	EUT Type: Portable Handset		Page 44 of 102

© 2020 PCTEST

All rights reserved. Unless otherwise specified, no part of this report may be reproduced or utilized in any part, form or by any means, electronic or mechanical, including photocopying and microfilm, without permission in writing from PCTEST. If you have any questions about this international copyright or have an enquiry about obtaining additional rights to this report or assembly of contents thereof, please contact INFO@PCTEST.COM.



Plot 7-31. Conducted Spurious Plot (CDMA Ch. 1175)

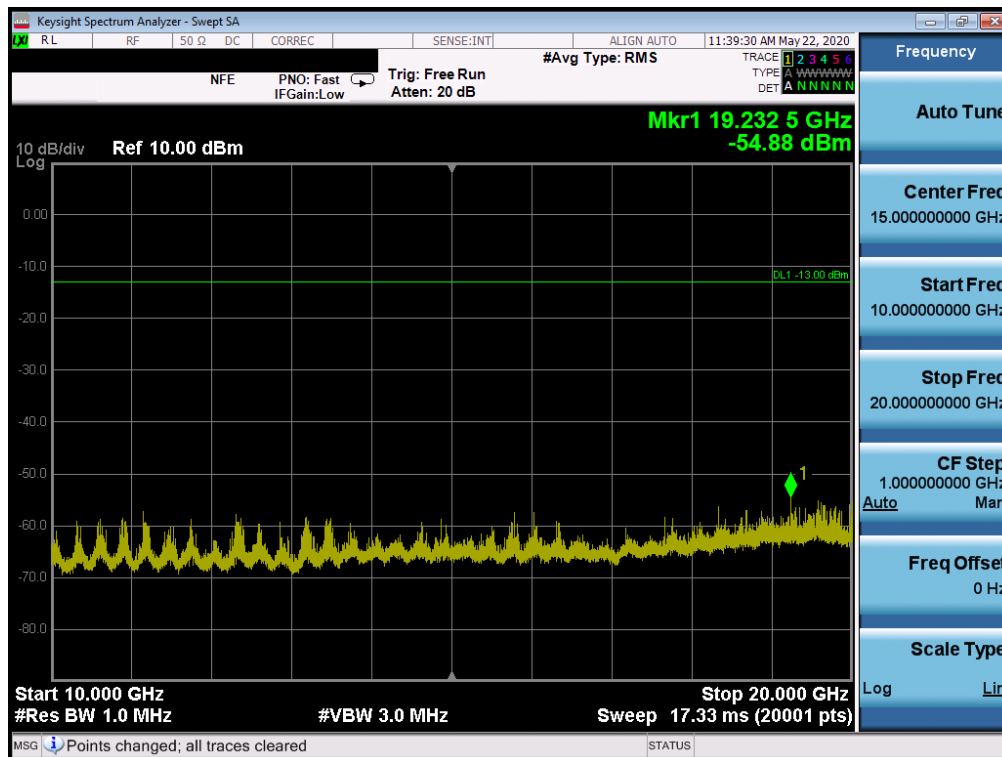


Plot 7-31. Conducted Spurious Plot (CDMA Ch. 1175)

FCC ID: ZNFL355DL	<b>PCTEST</b> Proud to be part of element	PART 24 MEASUREMENT REPORT	LG	Approved by: Quality Manager
Test Report S/N: 1M2004220073-03-R1.ZNF	Test Dates: 4/26 - 5/21/2020	EUT Type: Portable Handset		Page 45 of 102

© 2020 PCTEST

All rights reserved. Unless otherwise specified, no part of this report may be reproduced or utilized in any part, form or by any means, electronic or mechanical, including photocopying and microfilm, without permission in writing from PCTEST. If you have any questions about this international copyright or have an enquiry about obtaining additional rights to this report or assembly of contents thereof, please contact INFO@PCTEST.COM.



Plot 7-31. Conducted Spurious Plot (CDMA Ch. 1175)

FCC ID: ZNFL355DL	<b>PCTEST</b> Proud to be part of element	PART 24 MEASUREMENT REPORT	LG	Approved by: Quality Manager
Test Report S/N: 1M2004220073-03-R1.ZNF	Test Dates: 4/26 - 5/21/2020	EUT Type: Portable Handset		Page 46 of 102

© 2020 PCTEST

All rights reserved. Unless otherwise specified, no part of this report may be reproduced or utilized in any part, form or by any means, electronic or mechanical, including photocopying and microfilm, without permission in writing from PCTEST. If you have any questions about this international copyright or have an enquiry about obtaining additional rights to this report or assembly of contents thereof, please contact [INFO@PCTEST.COM](mailto:INFO@PCTEST.COM).

## 7.4 Band Edge Emissions at Antenna Terminal

### Test Overview

All out of band emissions are measured with a spectrum analyzer connected to the antenna terminal of the EUT while the EUT is operating at maximum power, and at the appropriate frequencies. All data rates were investigated to determine the worst case configuration. All modes of operation were investigated and the worst case configuration results are reported in this section.

***The minimum permissible attenuation level of any spurious emission is  $43 + 10 \log_{10}(P_{\text{Watts}})$ , where  $P$  is the transmitter power in Watts.***

### Test Procedure Used


KDB 971168 D01 v03r01 – Section 6.0

### Test Settings

1. Start and stop frequency were set such that the band edge would be placed in the center of the plot
2. Span was set large enough so as to capture all out of band emissions near the band edge
3.  $\text{RBW} \geq 1\%$  of the emission bandwidth
4.  $\text{VBW} \geq 3 \times \text{RBW}$
5. Detector = RMS
6. Number of sweep points  $\geq 2 \times \text{Span}/\text{RBW}$
7. Trace mode = trace average for continuous emissions, max hold for pulse emissions
8. Sweep time = auto couple
9. The trace was allowed to stabilize

### Test Setup

The EUT and measurement equipment were set up as shown in the diagram below.



**Figure 7-3. Test Instrument & Measurement Setup**

### Test Notes

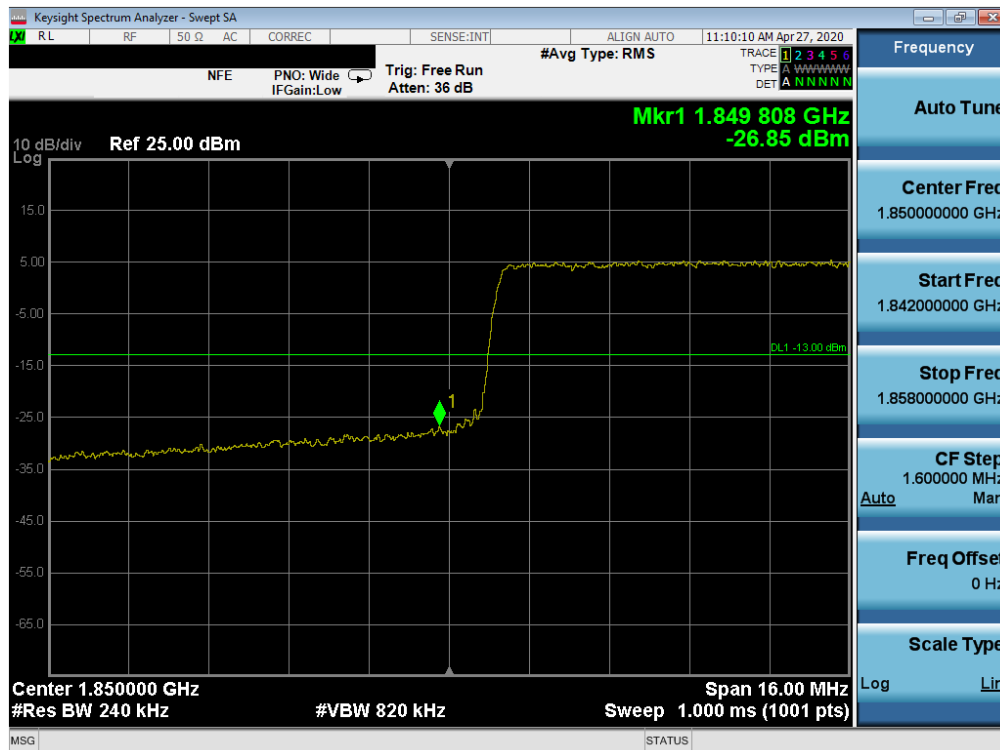
1. Per 22.917(b), in the 1 MHz bands immediately outside and adjacent to the frequency block a resolution bandwidth of at least one percent of the emission bandwidth of the fundamental emission of the transmitter may be employed to demonstrate compliance with the out-of-band emissions limit. The emission bandwidth is defined as the width of the signal between two points, one below the carrier center frequency and one above the carrier center frequency, outside of which all emission are attenuated at least 26 dB below the transmitter power.

FCC ID: ZNFL355DL	<b>PCTEST</b> Proud to be part of element	<b>PART 24 MEASUREMENT REPORT</b>	<b>LG</b>	Approved by: Quality Manager
Test Report S/N: 1M2004220073-03-R1.ZNF	Test Dates: 4/26 - 5/21/2020	EUT Type: Portable Handset		Page 47 of 102

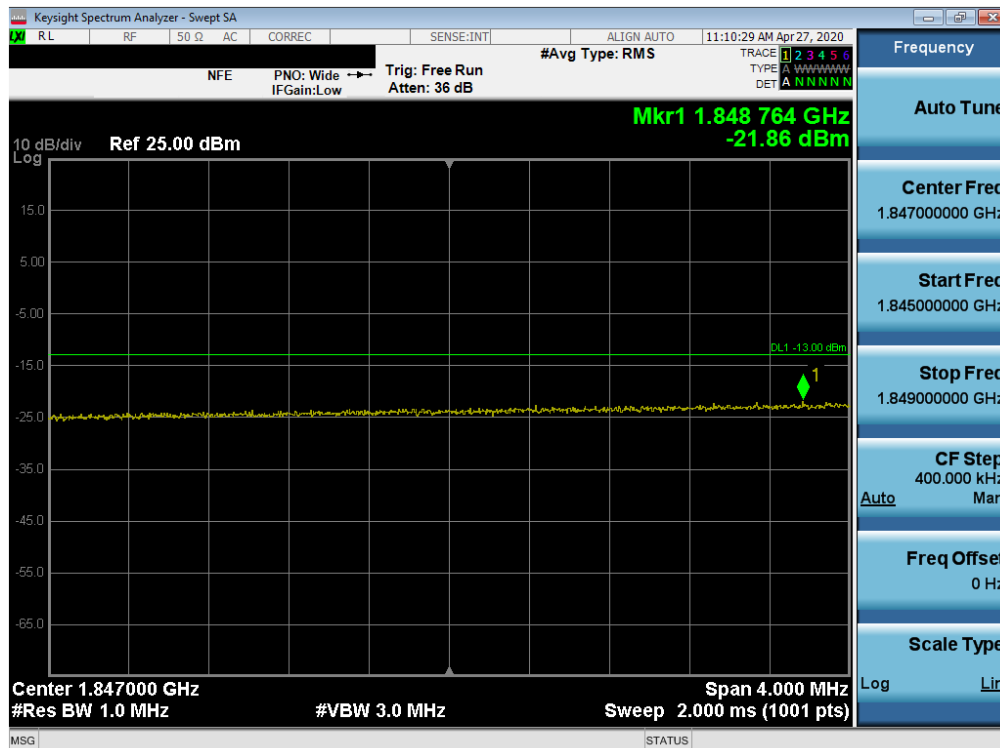
© 2020 PCTEST

All rights reserved. Unless otherwise specified, no part of this report may be reproduced or utilized in any part, form or by any means, electronic or mechanical, including photocopying and microfilm, without permission in writing from PCTEST. If you have any questions about this international copyright or have an enquiry about obtaining additional rights to this report or assembly of contents thereof, please contact [INFO@PCTEST.COM](mailto:INFO@PCTEST.COM).

## LTE Band 25/2



Plot 7-32. Lower Band Edge Plot (LTE Band 25/2 - 20MHz QPSK – Full RB Configuration)



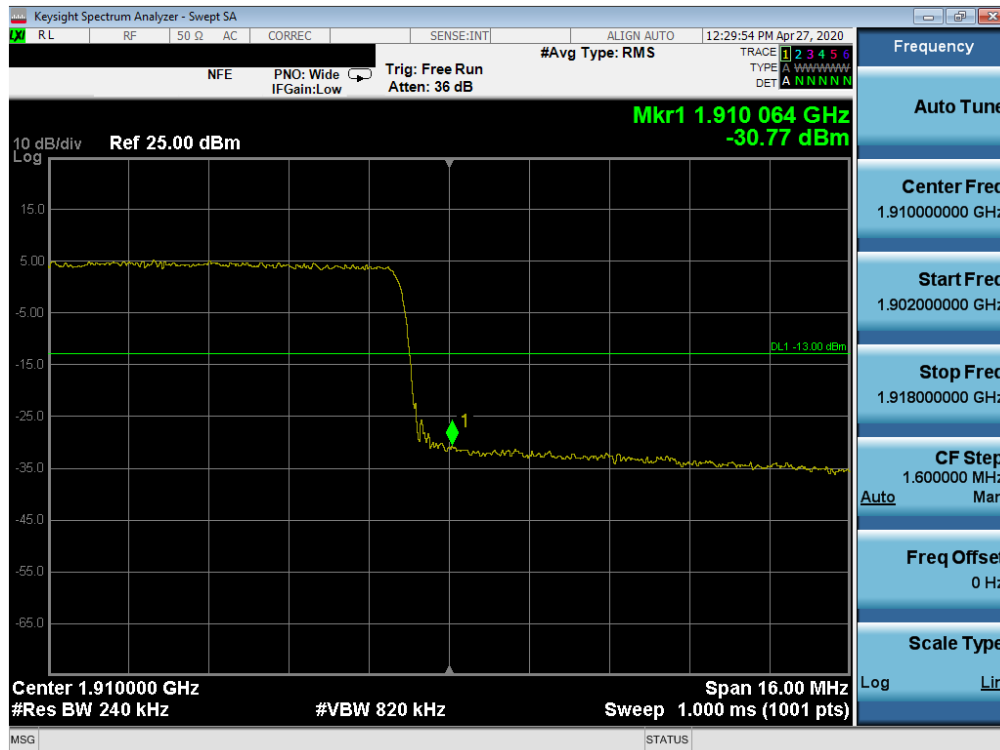
Plot 7-33. Extended Lower Band Edge Plot (LTE Band 25/2 - 20MHz QPSK – Full RB Configuration)

FCC ID: ZNFL355DL	<b>PCTEST</b> Proud to be part of element	PART 24 MEASUREMENT REPORT	LG	Approved by: Quality Manager
Test Report S/N: 1M2004220073-03-R1-ZNF	Test Dates: 4/26 - 5/21/2020	EUT Type: Portable Handset		Page 48 of 102

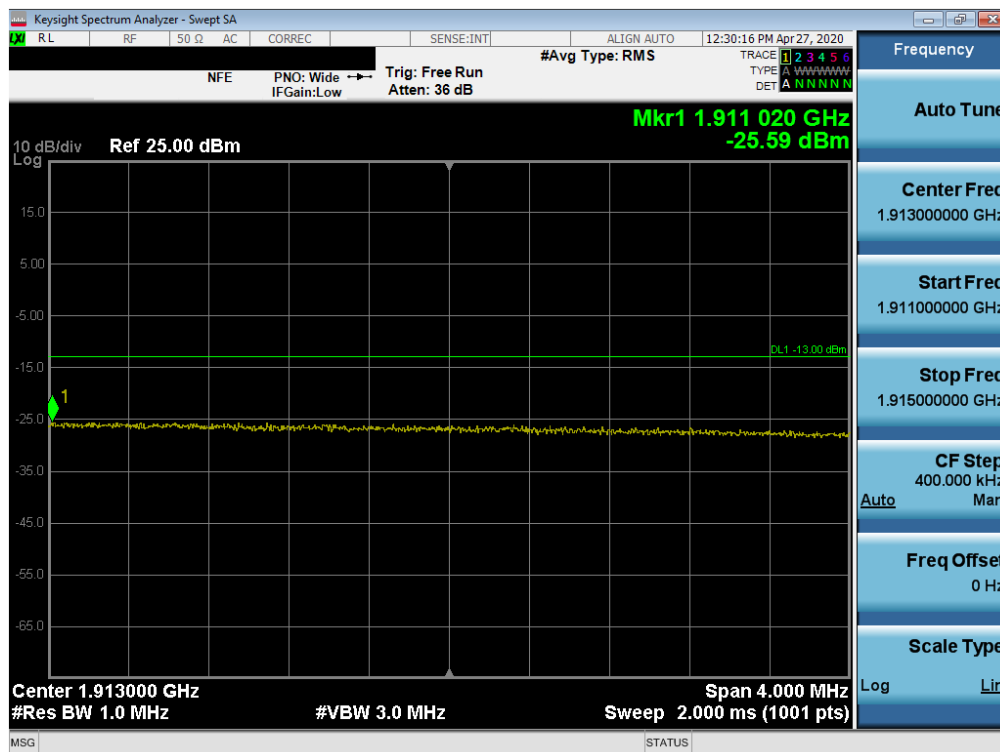
© 2020 PCTEST

All rights reserved. Unless otherwise specified, no part of this report may be reproduced or utilized in any part, form or by any means, electronic or mechanical, including photocopying and microfilm, without permission in writing from PCTEST. If you have any questions about this international copyright or have an enquiry about obtaining additional rights to this report or assembly of contents thereof, please contact INFO@PCTEST.COM.





Plot 7-34. Upper Band Edge Plot (LTE Band 2 - 20MHz QPSK – Full RB Configuration)



Plot 7-35. Extended Upper Band Edge Plot (LTE Band 2 - 20MHz QPSK – Full RB Configuration)

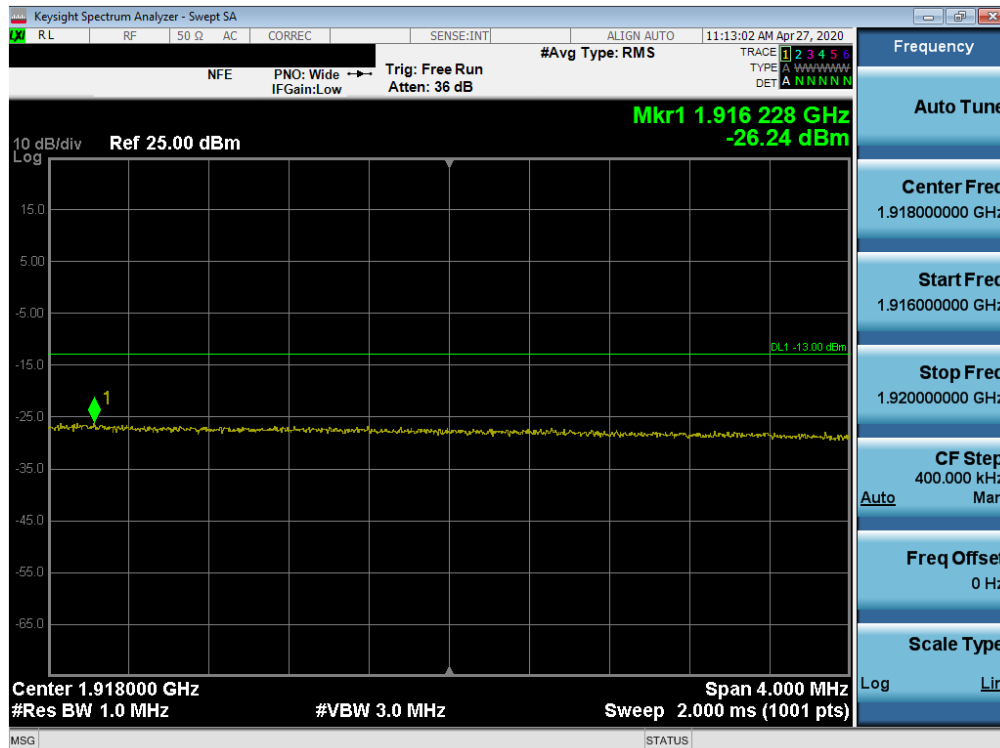
FCC ID: ZNFL355DL	<b>PCTEST</b> Proud to be part of element	PART 24 MEASUREMENT REPORT	LG	Approved by: Quality Manager
Test Report S/N: 1M2004220073-03-R1.ZNF	Test Dates: 4/26 - 5/21/2020	EUT Type: Portable Handset		Page 49 of 102

© 2020 PCTEST

All rights reserved. Unless otherwise specified, no part of this report may be reproduced or utilized in any part, form or by any means, electronic or mechanical, including photocopying and microfilm, without permission in writing from PCTEST. If you have any questions about this international copyright or have an enquiry about obtaining additional rights to this report or assembly of contents thereof, please contact INFO@PCTEST.COM.



Plot 7-36. Upper Band Edge Plot (LTE Band 25 - 20MHz QPSK – Full RB Configuration)

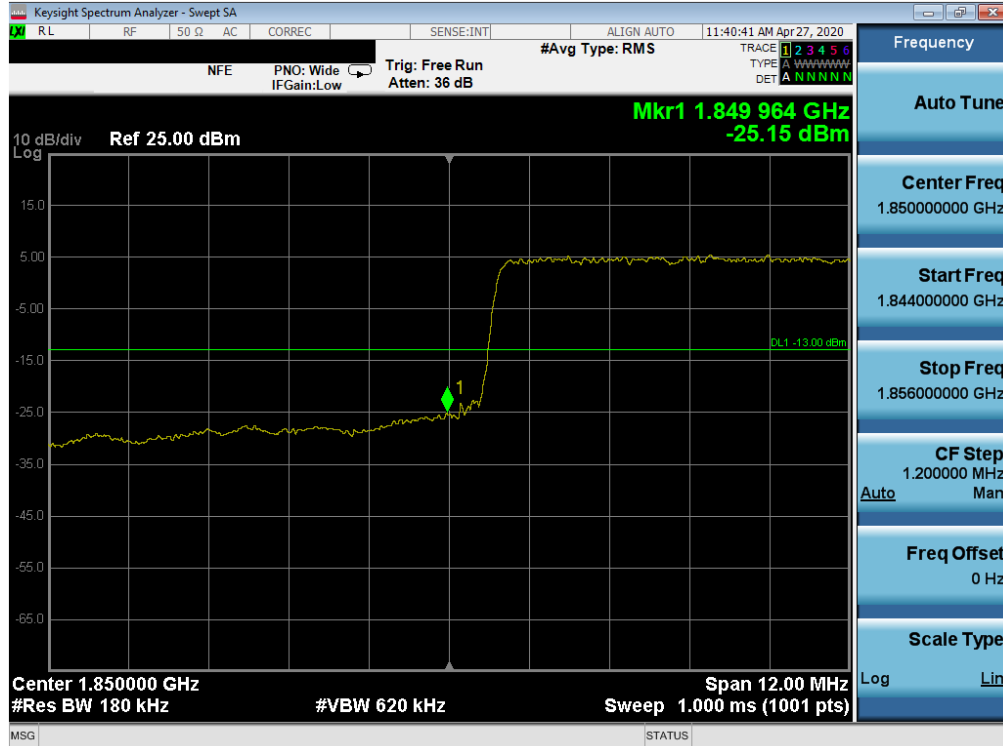


Plot 7-37. Extended Upper Band Edge Plot (LTE Band 25 - 20MHz QPSK – Full RB Configuration)

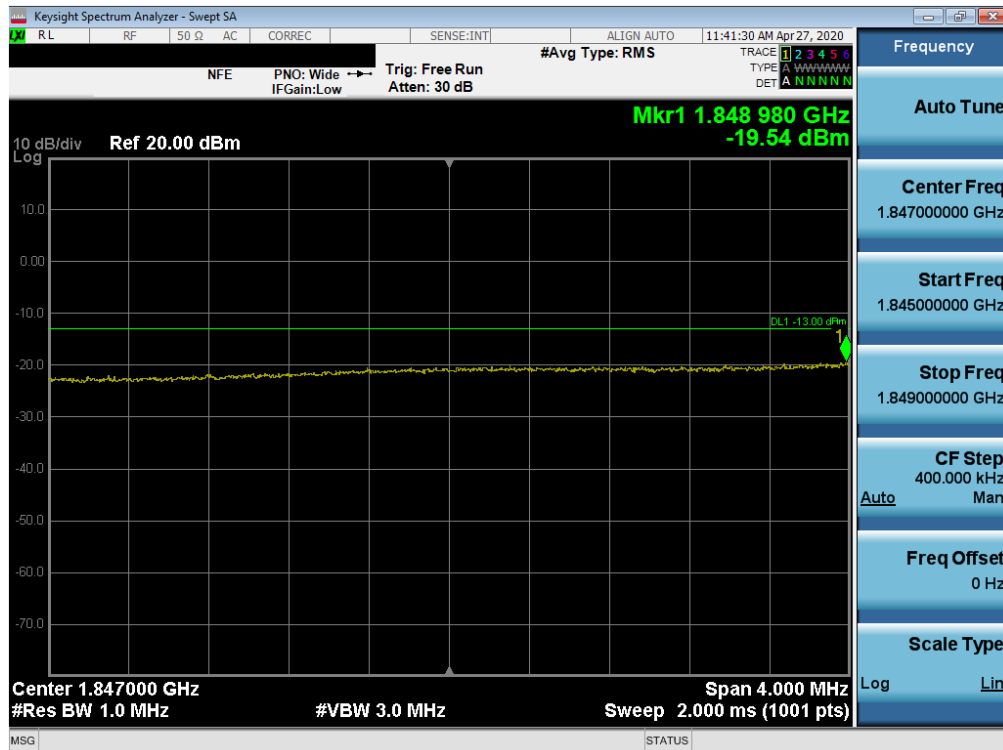
FCC ID: ZNFL355DL	<b>PCTEST</b> Proud to be part of element	PART 24 MEASUREMENT REPORT	LG	Approved by: Quality Manager
Test Report S/N: 1M2004220073-03-R1.ZNF	Test Dates: 4/26 - 5/21/2020	EUT Type: Portable Handset		Page 50 of 102

© 2020 PCTEST

All rights reserved. Unless otherwise specified, no part of this report may be reproduced or utilized in any part, form or by any means, electronic or mechanical, including photocopying and microfilm, without permission in writing from PCTEST. If you have any questions about this international copyright or have an enquiry about obtaining additional rights to this report or assembly of contents thereof, please contact INFO@PCTEST.COM.



Plot 7-38. Lower Band Edge Plot (LTE Band 25/2 - 15MHz QPSK – Full RB Configuration)

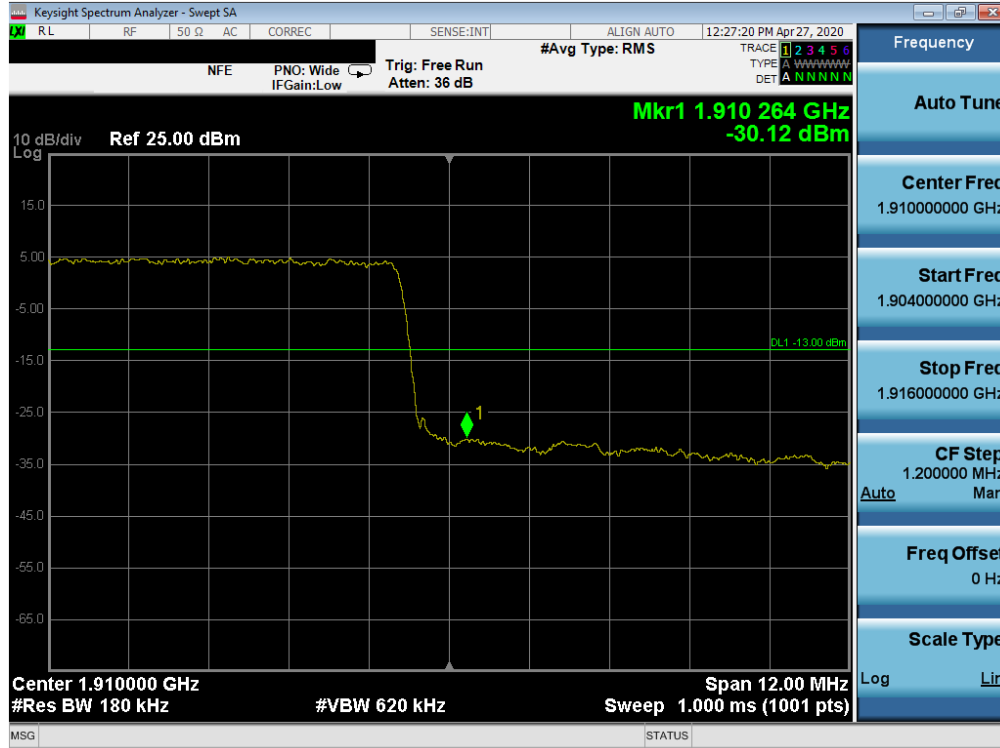


Plot 7-39. Extended Lower Band Edge Plot (LTE Band 25/2 - 15MHz QPSK – Full RB Configuration)

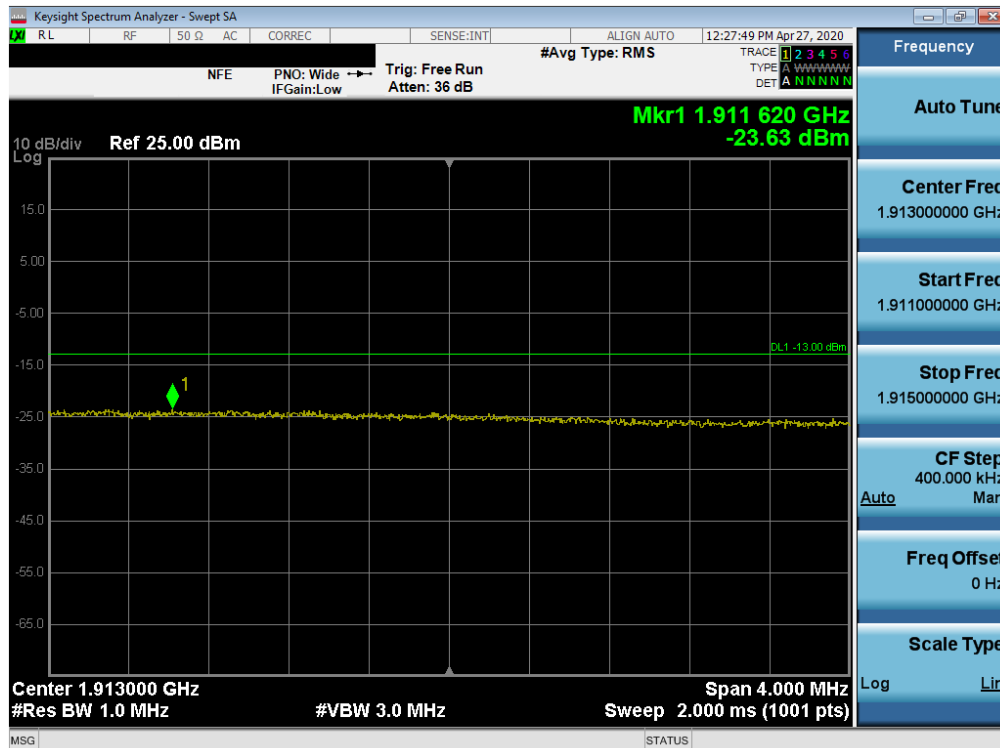
FCC ID: ZNFL355DL	<b>PCTEST</b> Proud to be part of element	PART 24 MEASUREMENT REPORT	LG	Approved by: Quality Manager
Test Report S/N: 1M2004220073-03-R1.ZNF	Test Dates: 4/26 - 5/21/2020	EUT Type: Portable Handset		Page 51 of 102

© 2020 PCTEST

All rights reserved. Unless otherwise specified, no part of this report may be reproduced or utilized in any part, form or by any means, electronic or mechanical, including photocopying and microfilm, without permission in writing from PCTEST. If you have any questions about this international copyright or have an enquiry about obtaining additional rights to this report or assembly of contents thereof, please contact INFO@PCTEST.COM.



Plot 7-40. Upper Band Edge Plot (LTE Band 2 - 15MHz QPSK – Full RB Configuration)

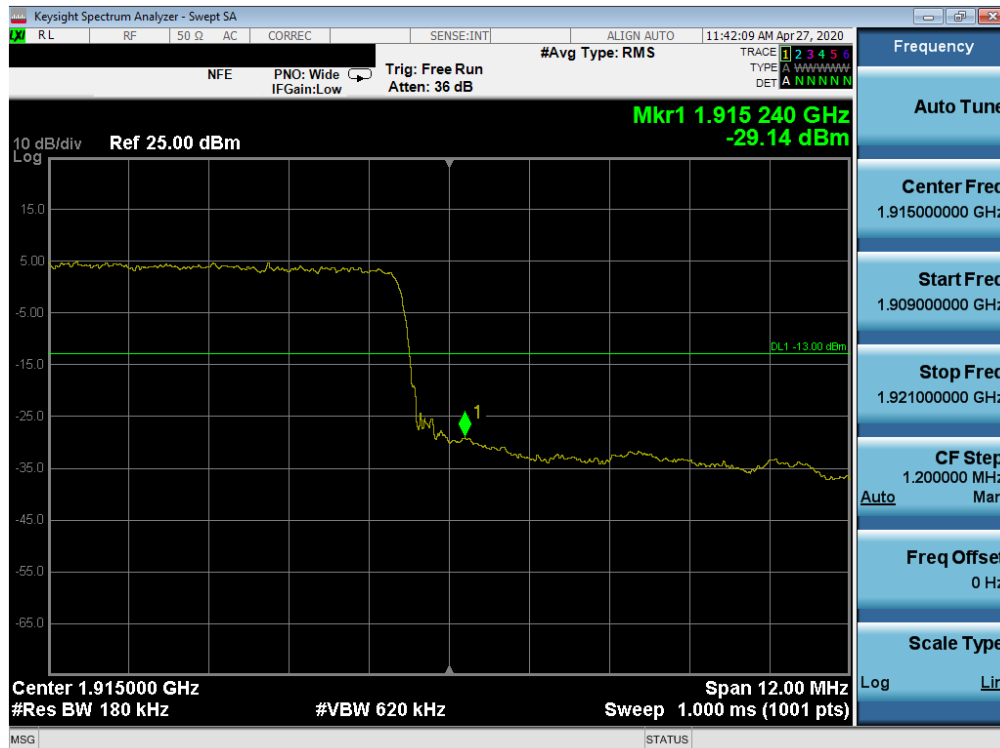


Plot 7-41. Extended Upper Band Edge Plot (LTE Band 2 - 15MHz QPSK – Full RB Configuration)

FCC ID: ZNFL355DL	<b>PCTEST</b> Proud to be part of element	PART 24 MEASUREMENT REPORT	LG	Approved by: Quality Manager
Test Report S/N: 1M2004220073-03-R1.ZNF	Test Dates: 4/26 - 5/21/2020	EUT Type: Portable Handset		Page 52 of 102

© 2020 PCTEST

All rights reserved. Unless otherwise specified, no part of this report may be reproduced or utilized in any part, form or by any means, electronic or mechanical, including photocopying and microfilm, without permission in writing from PCTEST. If you have any questions about this international copyright or have an enquiry about obtaining additional rights to this report or assembly of contents thereof, please contact INFO@PCTEST.COM.



Plot 7-42. Upper Band Edge Plot (LTE Band 25 - 15MHz QPSK – Full RB Configuration)

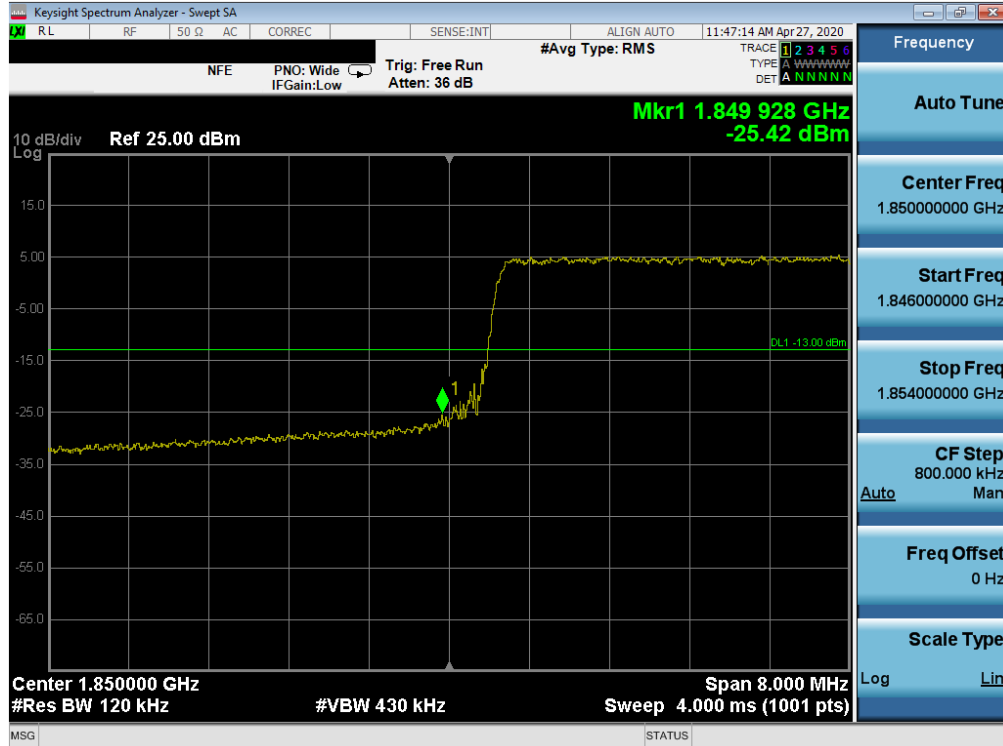


Plot 7-43. Extended Upper Band Edge Plot (LTE Band 25 - 15MHz QPSK – Full RB Configuration)

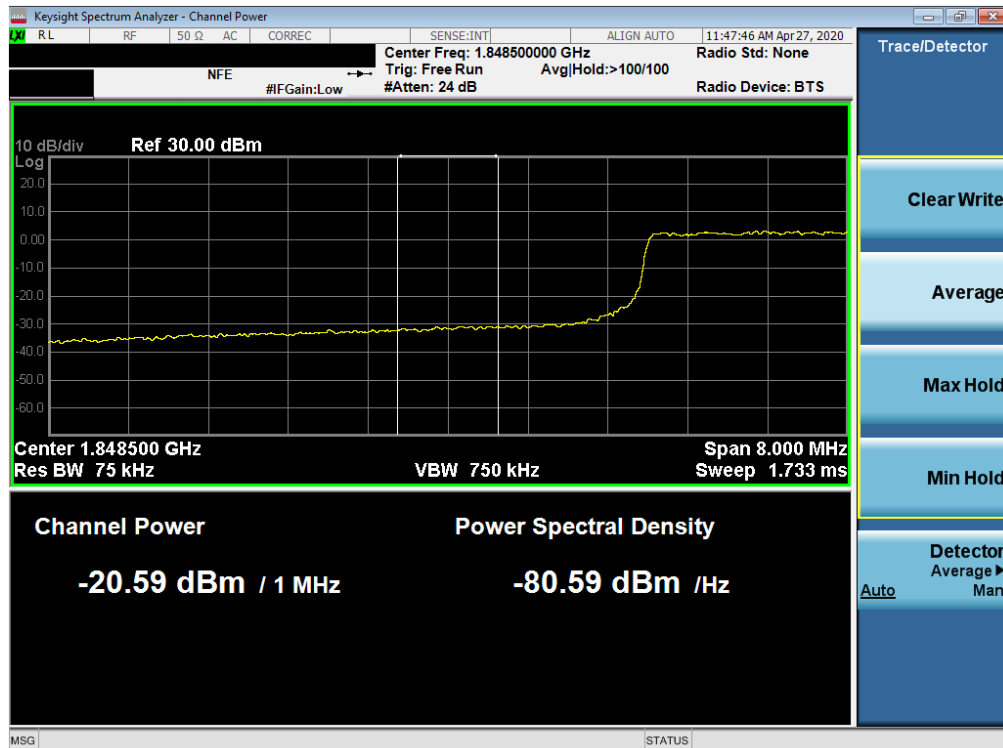
FCC ID: ZNFL355DL	<b>PCTEST</b> Proud to be part of element	PART 24 MEASUREMENT REPORT	LG	Approved by: Quality Manager
Test Report S/N: 1M2004220073-03-R1.ZNF	Test Dates: 4/26 - 5/21/2020	EUT Type: Portable Handset		Page 53 of 102

© 2020 PCTEST

All rights reserved. Unless otherwise specified, no part of this report may be reproduced or utilized in any part, form or by any means, electronic or mechanical, including photocopying and microfilm, without permission in writing from PCTEST. If you have any questions about this international copyright or have an enquiry about obtaining additional rights to this report or assembly of contents thereof, please contact INFO@PCTEST.COM.



Plot 7-44. Lower Band Edge Plot (LTE Band 25/2 - 10MHz QPSK – Full RB Configuration)

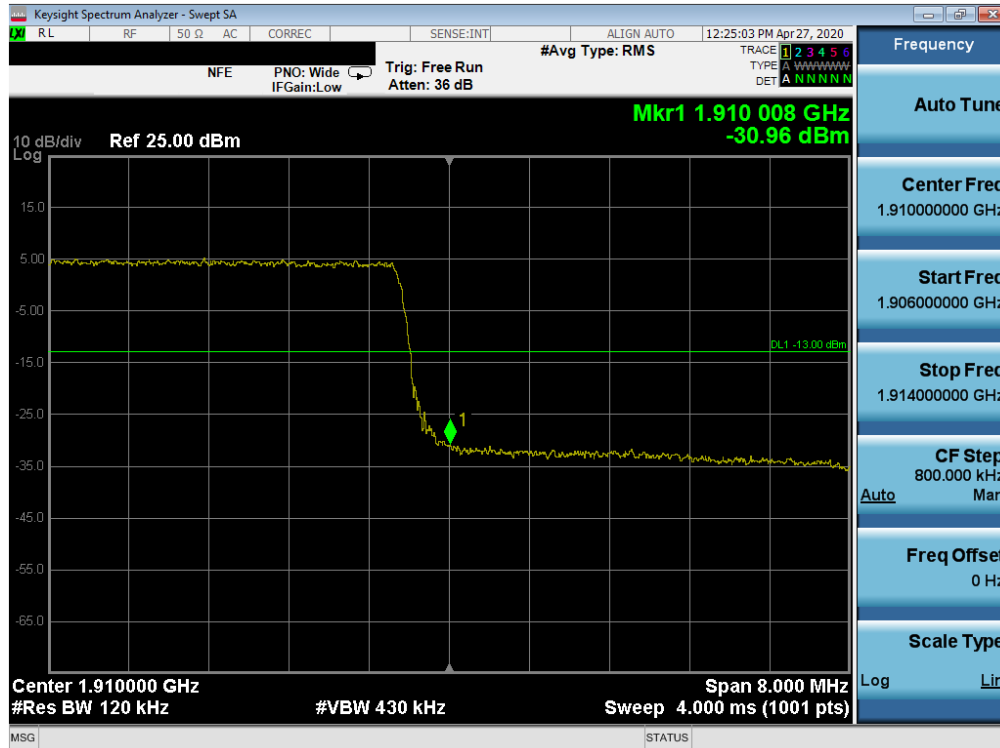


Plot 7-45. Extended Lower Band Edge Plot (LTE Band 25/2 - 10MHz QPSK – Full RB Configuration)

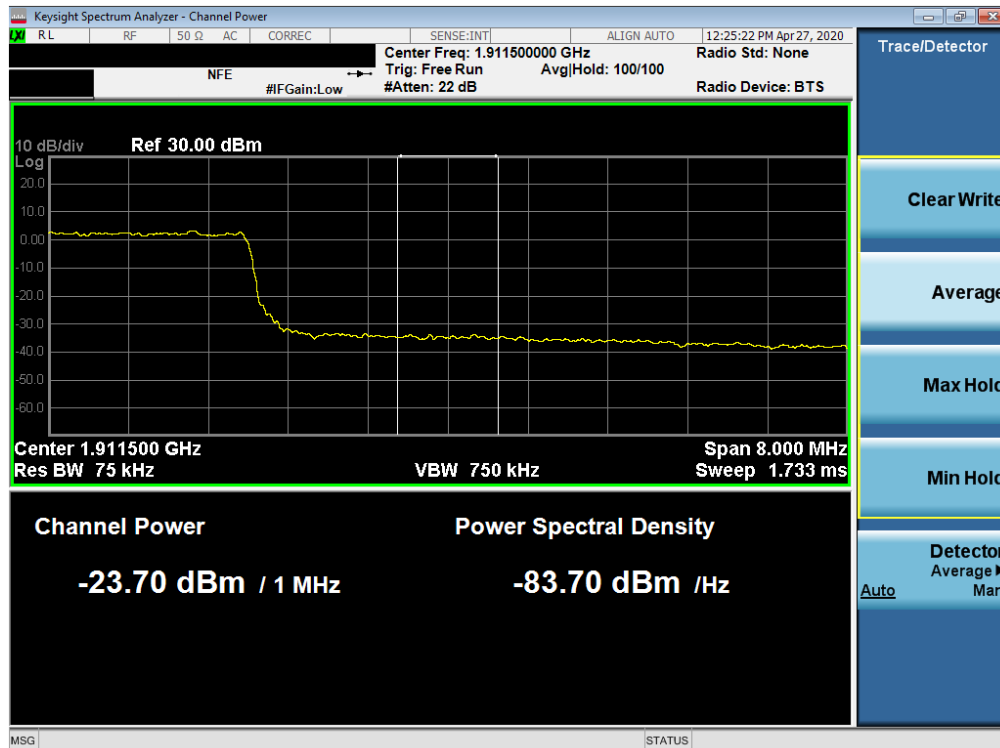
FCC ID: ZNFL355DL	<b>PCTEST</b> Proud to be part of element	PART 24 MEASUREMENT REPORT	LG	Approved by: Quality Manager
Test Report S/N: 1M2004220073-03-R1.ZNF	Test Dates: 4/26 - 5/21/2020	EUT Type: Portable Handset		Page 54 of 102

© 2020 PCTEST

All rights reserved. Unless otherwise specified, no part of this report may be reproduced or utilized in any part, form or by any means, electronic or mechanical, including photocopying and microfilm, without permission in writing from PCTEST. If you have any questions about this international copyright or have an enquiry about obtaining additional rights to this report or assembly of contents thereof, please contact INFO@PCTEST.COM.



Plot 7-46. Upper Band Edge Plot (LTE Band 2 - 10MHz QPSK – Full RB Configuration)

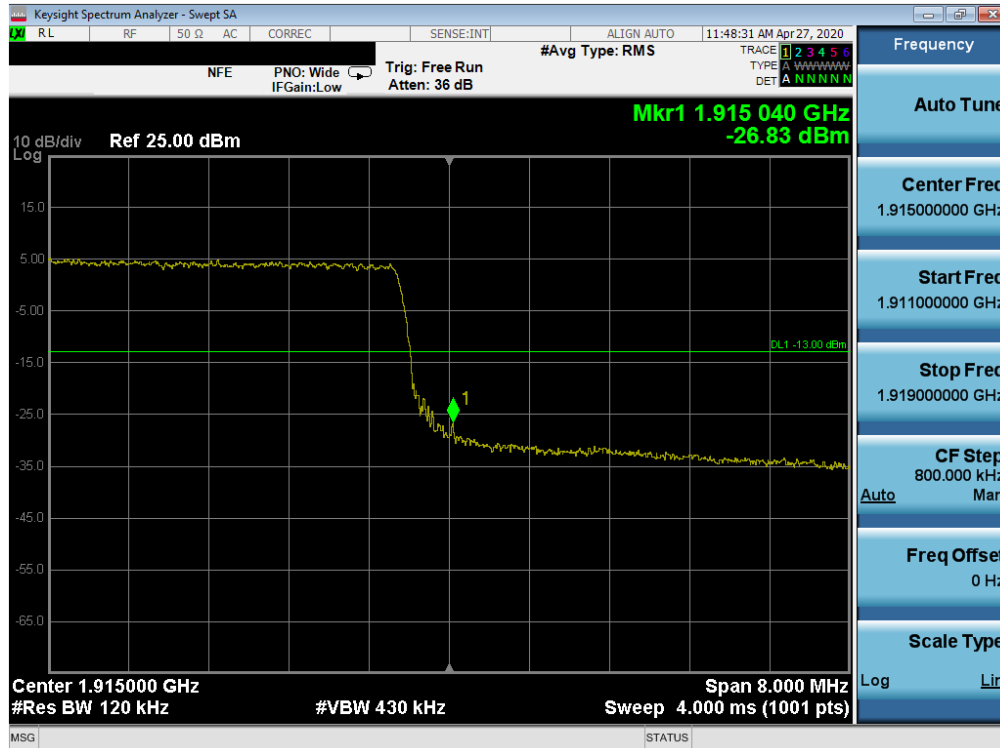


Plot 7-47. Extended Upper Band Edge Plot (LTE Band 2 - 10MHz QPSK – Full RB Configuration)

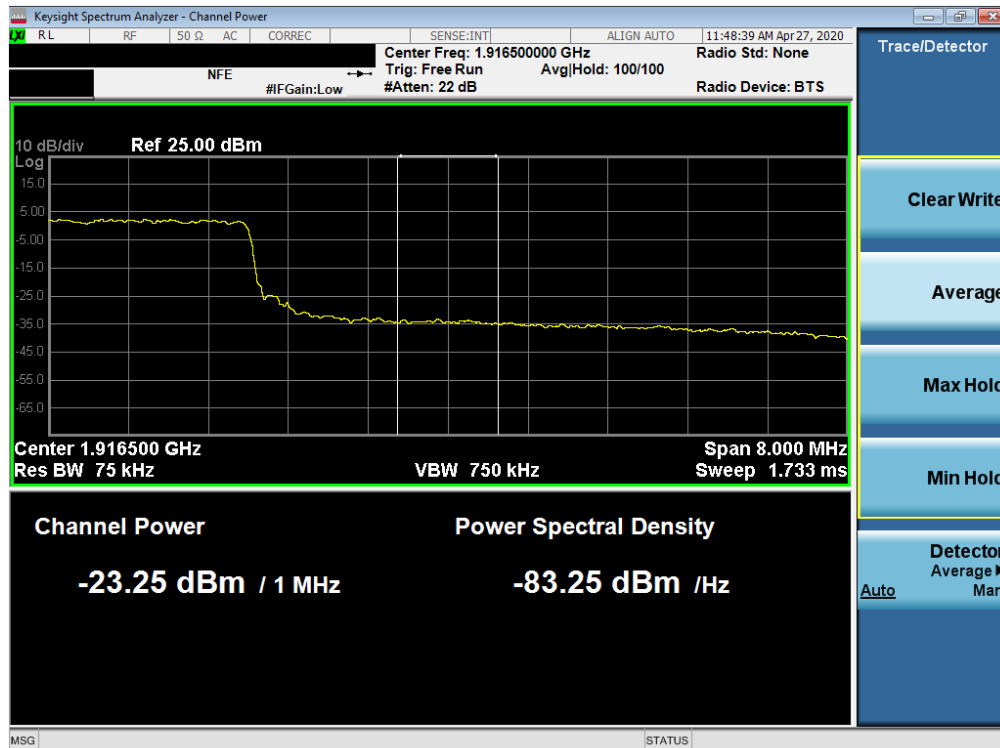
FCC ID: ZNFL355DL	<b>PCTEST</b> Proud to be part of element	PART 24 MEASUREMENT REPORT	<b>LG</b>	Approved by: Quality Manager
Test Report S/N: 1M2004220073-03-R1.ZNF	Test Dates: 4/26 - 5/21/2020	EUT Type: Portable Handset		Page 55 of 102

© 2020 PCTEST

All rights reserved. Unless otherwise specified, no part of this report may be reproduced or utilized in any part, form or by any means, electronic or mechanical, including photocopying and microfilm, without permission in writing from PCTEST. If you have any questions about this international copyright or have an enquiry about obtaining additional rights to this report or assembly of contents thereof, please contact INFO@PCTEST.COM.



Plot 7-48. Upper Band Edge Plot (LTE Band 25 - 10MHz QPSK – Full RB Configuration)



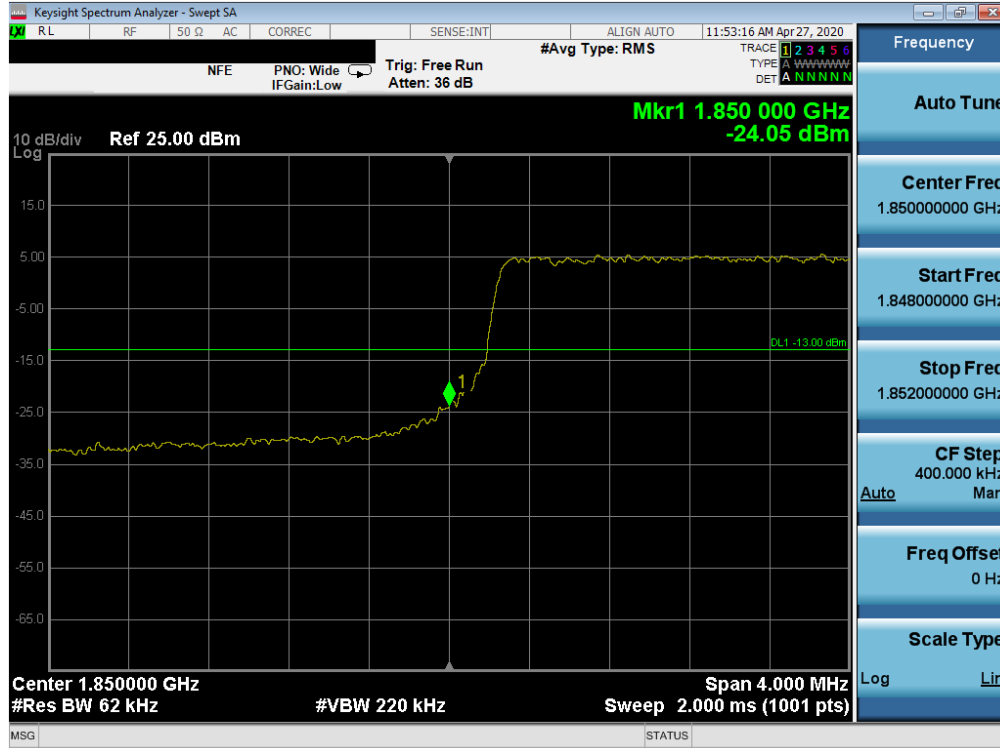
Plot 7-49. Extended Upper Band Edge Plot (LTE Band 25 - 10MHz QPSK – Full RB Configuration)

FCC ID: ZNFL355DL	<b>PCTEST</b> Proud to be part of element	PART 24 MEASUREMENT REPORT	LG	Approved by: Quality Manager
Test Report S/N: 1M2004220073-03-R1.ZNF	Test Dates: 4/26 - 5/21/2020	EUT Type: Portable Handset		Page 56 of 102

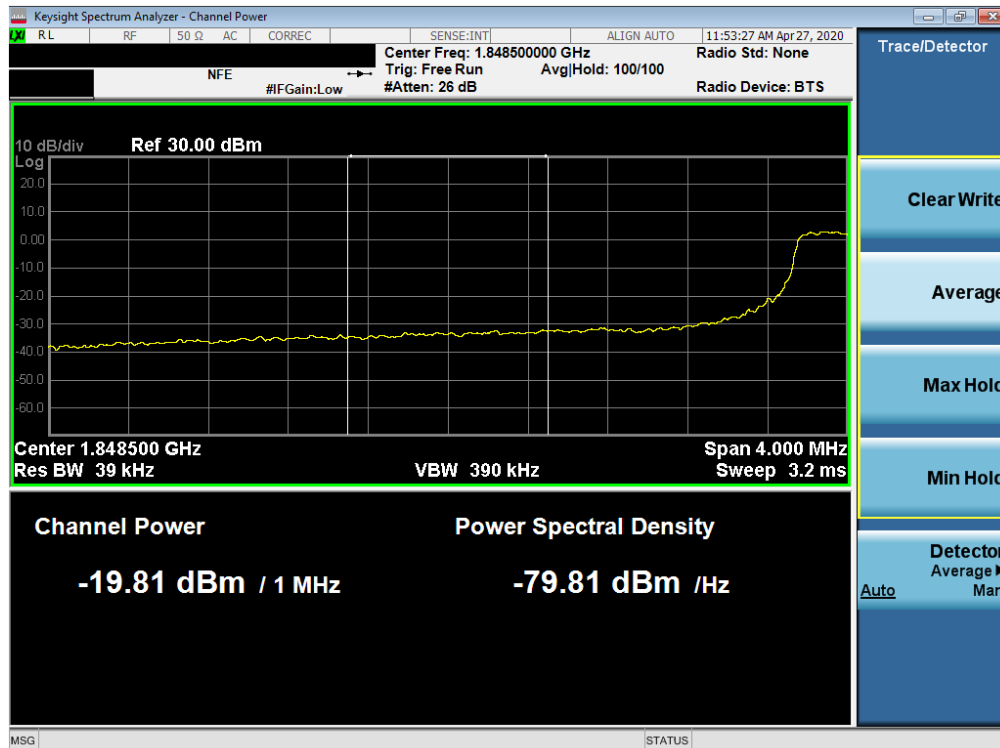
© 2020 PCTEST

All rights reserved. Unless otherwise specified, no part of this report may be reproduced or utilized in any part, form or by any means, electronic or mechanical, including photocopying and microfilm, without permission in writing from PCTEST. If you have any questions about this international copyright or have an enquiry about obtaining additional rights to this report or assembly of contents thereof, please contact INFO@PCTEST.COM.





Plot 7-50. Lower Band Edge Plot (LTE Band 25/2 - 5MHz QPSK – Full RB Configuration)

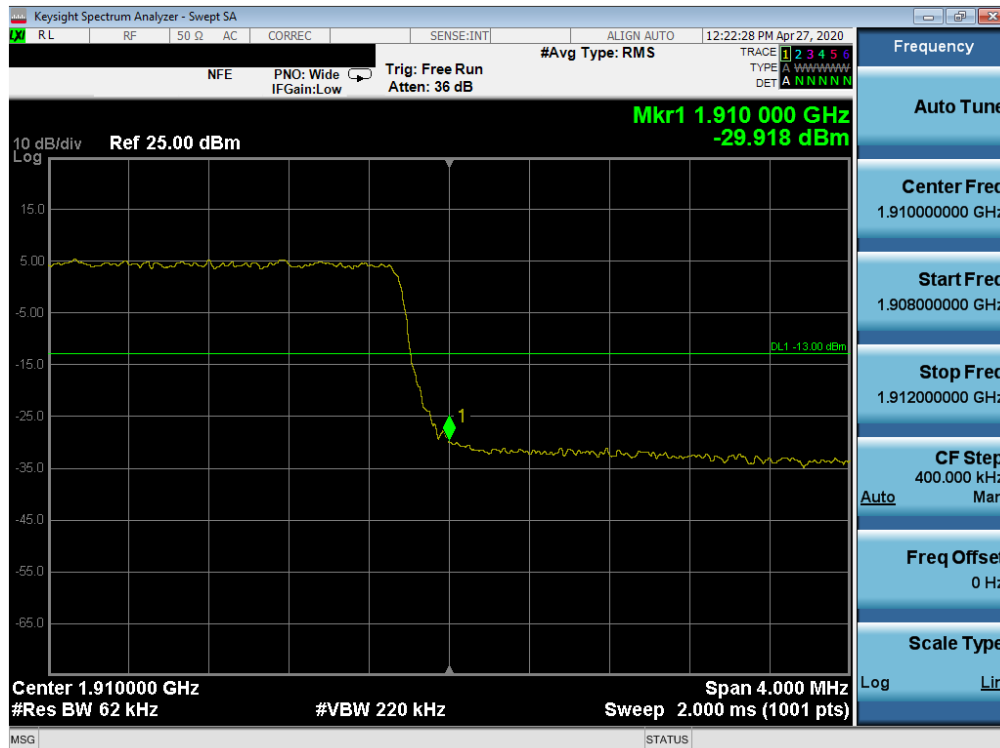


Plot 7-51. Extended Lower Band Edge Plot (LTE Band 25/2 - 5MHz QPSK – Full RB Configuration)

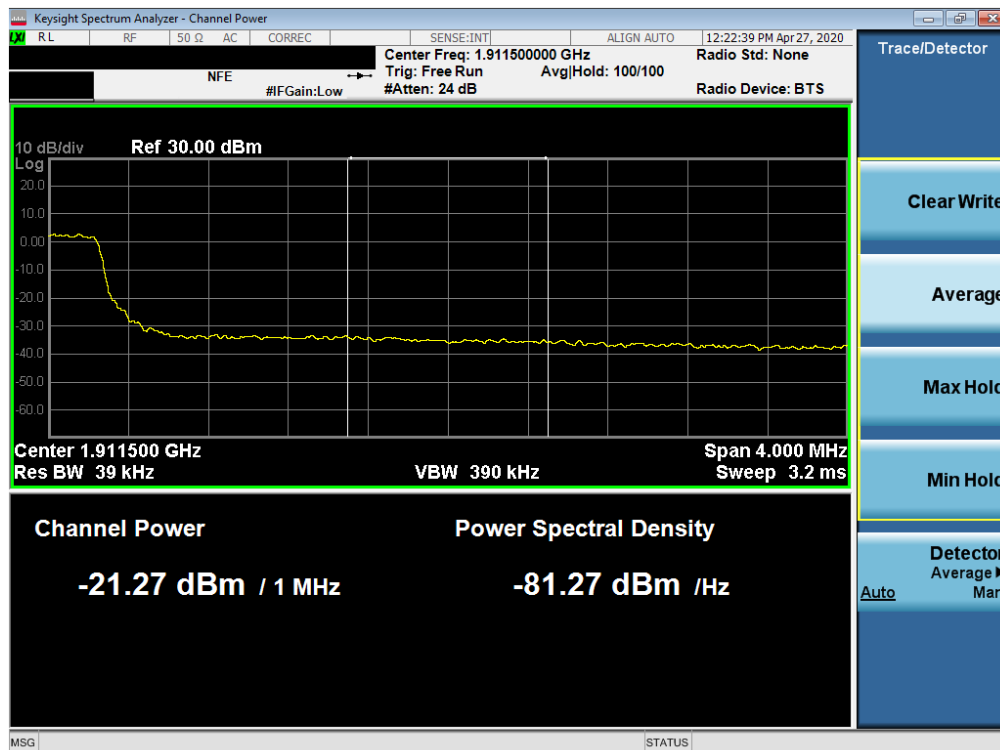
FCC ID: ZNFL355DL	<b>PCTEST</b> Proud to be part of element	PART 24 MEASUREMENT REPORT	LG	Approved by: Quality Manager
Test Report S/N: 1M2004220073-03-R1.ZNF	Test Dates: 4/26 - 5/21/2020	EUT Type: Portable Handset		Page 57 of 102

© 2020 PCTEST

All rights reserved. Unless otherwise specified, no part of this report may be reproduced or utilized in any part, form or by any means, electronic or mechanical, including photocopying and microfilm, without permission in writing from PCTEST. If you have any questions about this international copyright or have an enquiry about obtaining additional rights to this report or assembly of contents thereof, please contact INFO@PCTEST.COM.



Plot 7-52. Upper Band Edge Plot (LTE Band 2 - 5MHz QPSK – Full RB Configuration)

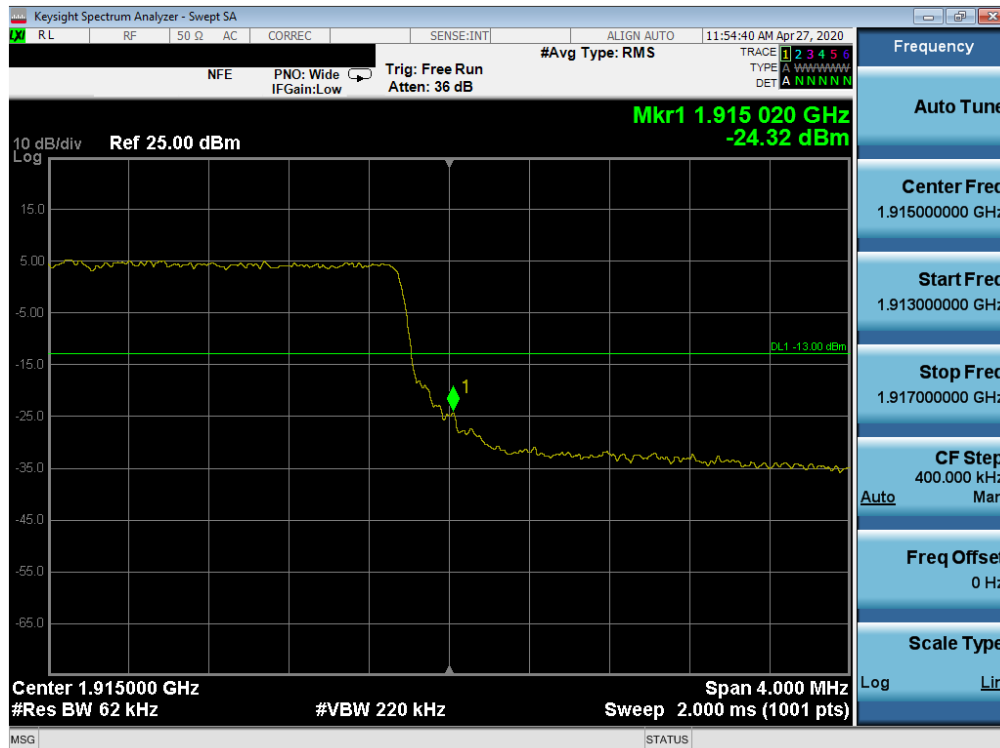


Plot 7-53. Extended Upper Band Edge Plot (LTE Band 2 - 5MHz QPSK – Full RB Configuration)

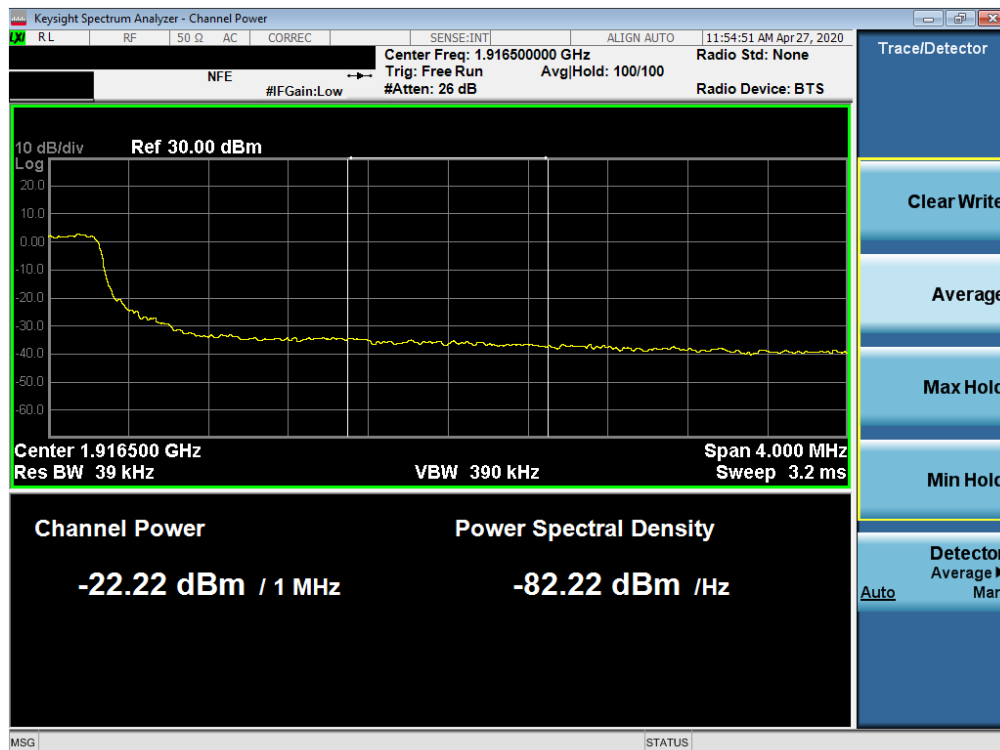
FCC ID: ZNFL355DL	<b>PCTEST</b> Proud to be part of element	PART 24 MEASUREMENT REPORT	LG	Approved by: Quality Manager
Test Report S/N: 1M2004220073-03-R1.ZNF	Test Dates: 4/26 - 5/21/2020	EUT Type: Portable Handset		Page 58 of 102

© 2020 PCTEST

All rights reserved. Unless otherwise specified, no part of this report may be reproduced or utilized in any part, form or by any means, electronic or mechanical, including photocopying and microfilm, without permission in writing from PCTEST. If you have any questions about this international copyright or have an enquiry about obtaining additional rights to this report or assembly of contents thereof, please contact [INFO@PCTEST.COM](mailto:INFO@PCTEST.COM).



Plot 7-54. Upper Band Edge Plot (LTE Band 25 - 5MHz QPSK – Full RB Configuration)

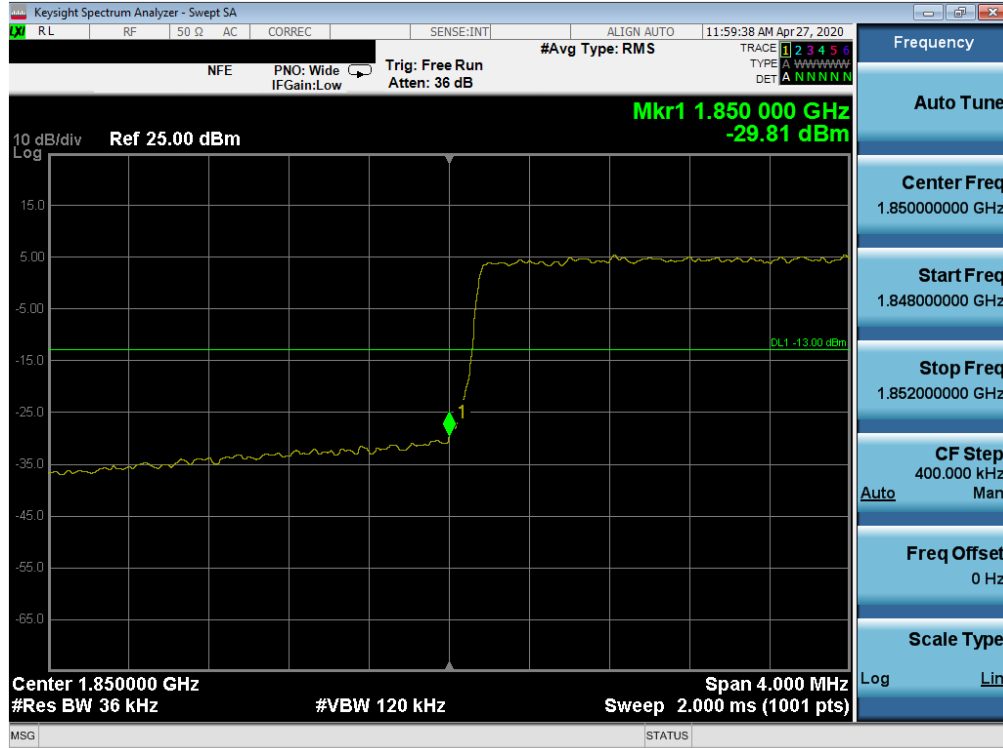


Plot 7-55. Extended Upper Band Edge Plot (LTE Band 25 - 5MHz QPSK – Full RB Configuration)

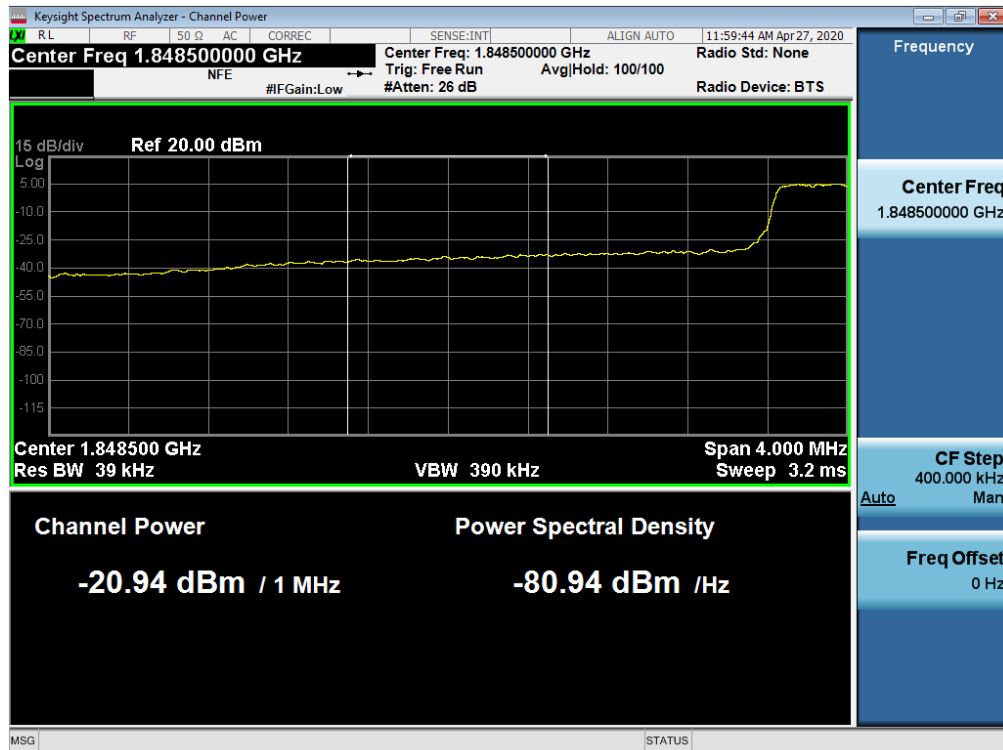
FCC ID: ZNFL355DL	<b>PCTEST</b> Proud to be part of element	PART 24 MEASUREMENT REPORT	<b>LG</b>	Approved by: Quality Manager
Test Report S/N: 1M2004220073-03-R1.ZNF	Test Dates: 4/26 - 5/21/2020	EUT Type: Portable Handset		Page 59 of 102

© 2020 PCTEST

All rights reserved. Unless otherwise specified, no part of this report may be reproduced or utilized in any part, form or by any means, electronic or mechanical, including photocopying and microfilm, without permission in writing from PCTEST. If you have any questions about this international copyright or have an enquiry about obtaining additional rights to this report or assembly of contents thereof, please contact INFO@PCTEST.COM.



Plot 7-56. Lower Band Edge Plot (LTE Band 25/2 - 3MHz QPSK – Full RB Configuration)

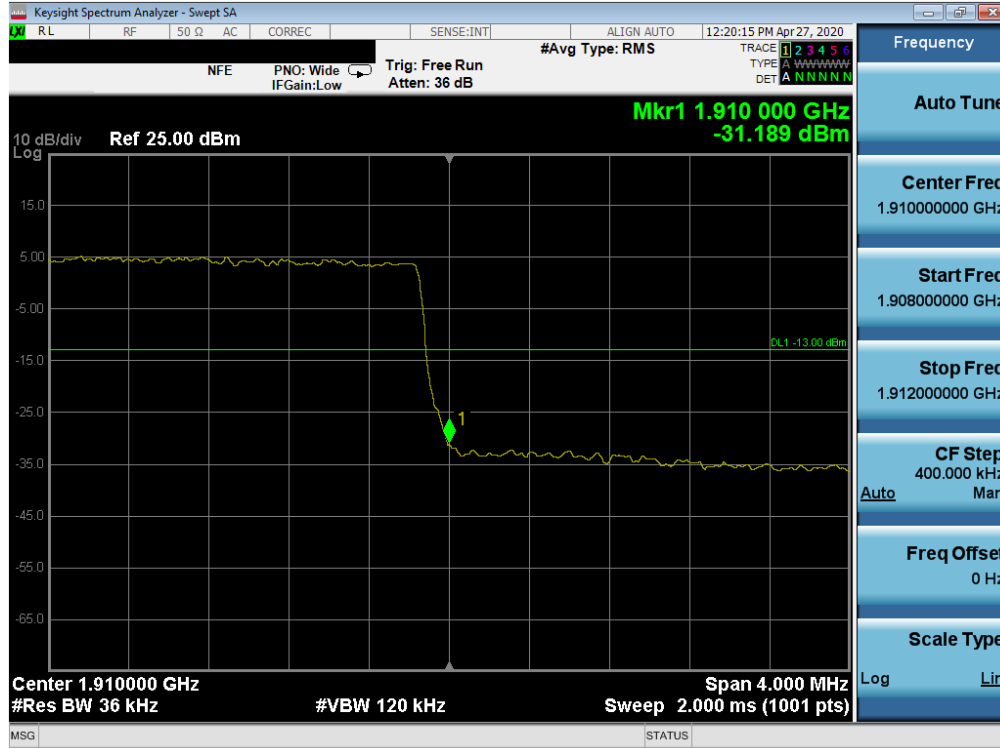


Plot 7-57. Extended Lower Band Edge Plot (LTE Band 25/2 - 3MHz QPSK – Full RB Configuration)

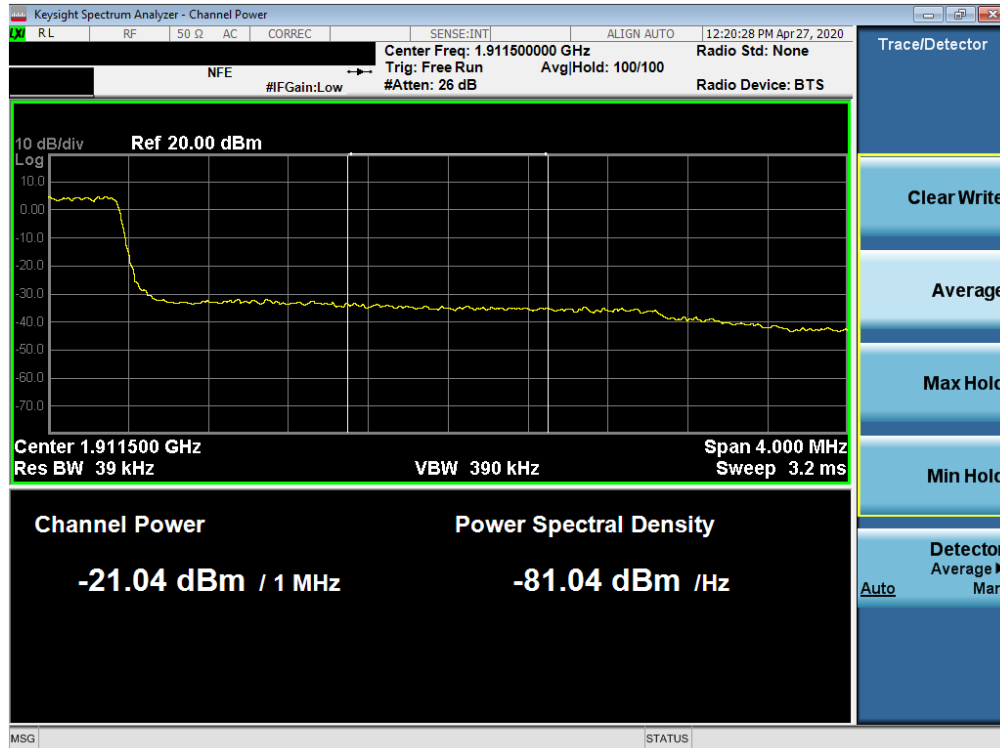
FCC ID: ZNFL355DL	<b>PCTEST</b> Proud to be part of element	PART 24 MEASUREMENT REPORT	LG	Approved by: Quality Manager
Test Report S/N: 1M2004220073-03-R1.ZNF	Test Dates: 4/26 - 5/21/2020	EUT Type: Portable Handset		Page 60 of 102

© 2020 PCTEST

All rights reserved. Unless otherwise specified, no part of this report may be reproduced or utilized in any part, form or by any means, electronic or mechanical, including photocopying and microfilm, without permission in writing from PCTEST. If you have any questions about this international copyright or have an enquiry about obtaining additional rights to this report or assembly of contents thereof, please contact INFO@PCTEST.COM.



Plot 7-58. Upper Band Edge Plot (LTE Band 2 - 3MHz QPSK – Full RB Configuration)

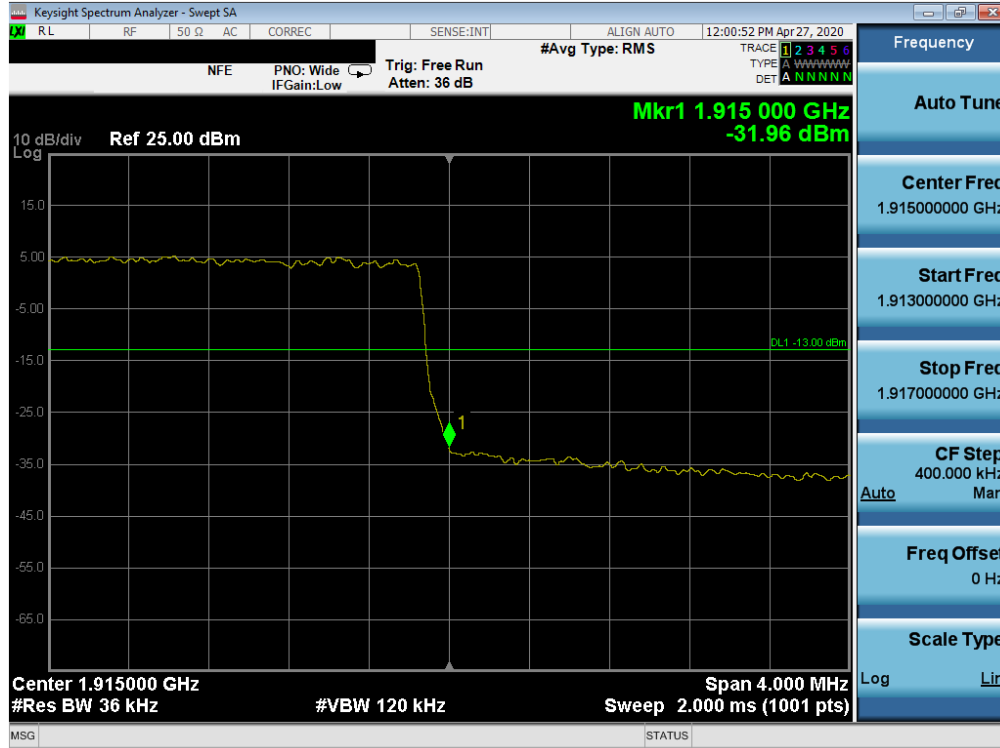


Plot 7-59. Extended Upper Band Edge Plot (LTE Band 2 - 3MHz QPSK – Full RB Configuration)

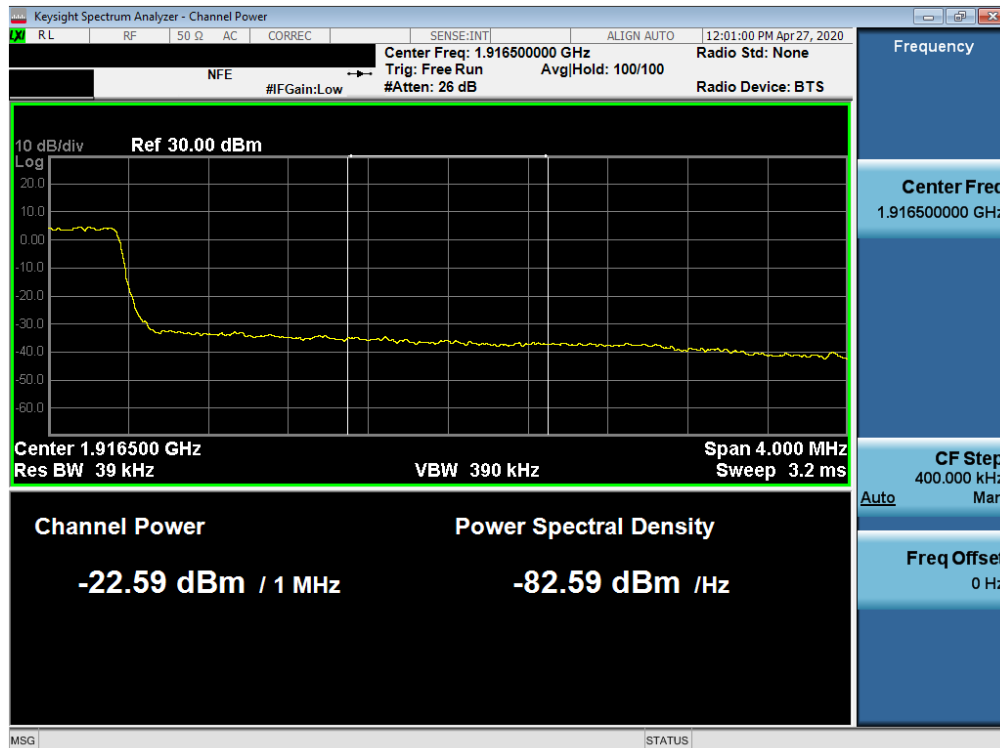
FCC ID: ZNFL355DL	<b>PCTEST</b> Proud to be part of element	PART 24 MEASUREMENT REPORT	LG	Approved by: Quality Manager
Test Report S/N: 1M2004220073-03-R1.ZNF	Test Dates: 4/26 - 5/21/2020	EUT Type: Portable Handset		Page 61 of 102

© 2020 PCTEST

All rights reserved. Unless otherwise specified, no part of this report may be reproduced or utilized in any part, form or by any means, electronic or mechanical, including photocopying and microfilm, without permission in writing from PCTEST. If you have any questions about this international copyright or have an enquiry about obtaining additional rights to this report or assembly of contents thereof, please contact INFO@PCTEST.COM.



Plot 7-60. Upper Band Edge Plot (LTE Band 25 - 3MHz QPSK – Full RB Configuration)

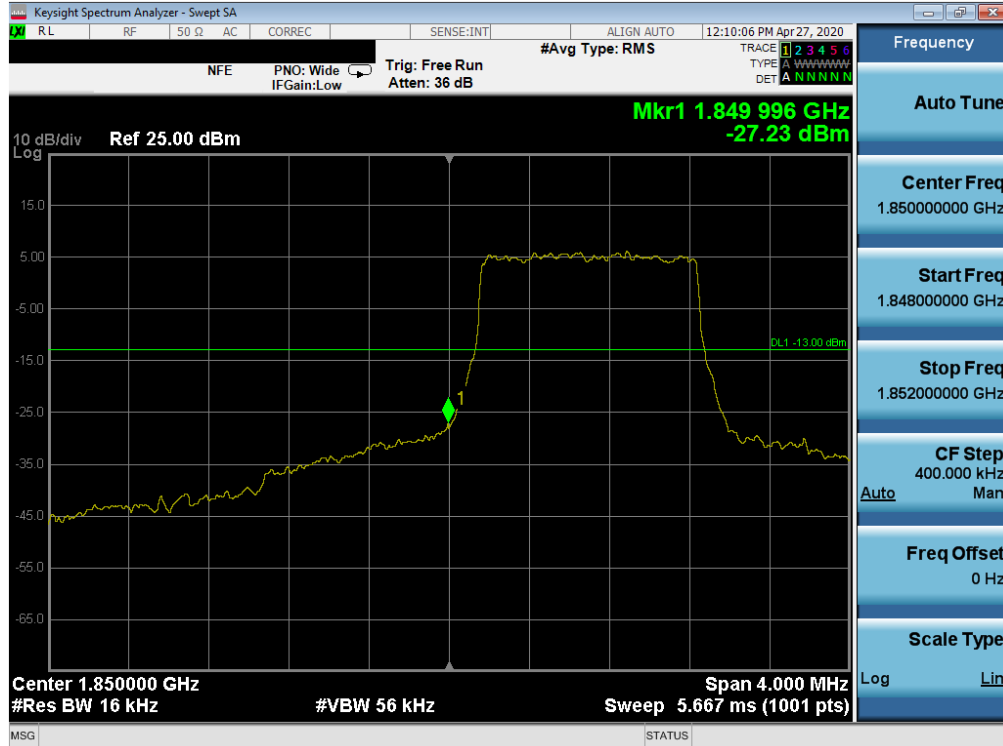


Plot 7-61. Extended Upper Band Edge Plot (LTE Band 25 - 3MHz QPSK – Full RB Configuration)

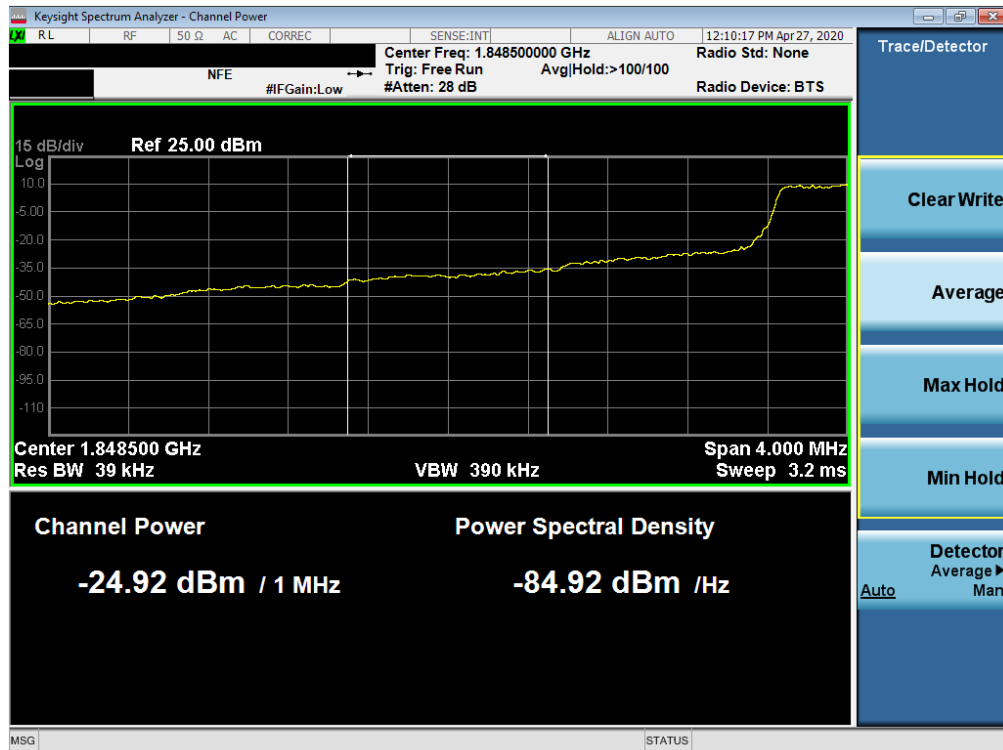
FCC ID: ZNFL355DL	<b>PCTEST</b> Proud to be part of element	PART 24 MEASUREMENT REPORT	LG	Approved by: Quality Manager
Test Report S/N: 1M2004220073-03-R1.ZNF	Test Dates: 4/26 - 5/21/2020	EUT Type: Portable Handset		Page 62 of 102

© 2020 PCTEST

All rights reserved. Unless otherwise specified, no part of this report may be reproduced or utilized in any part, form or by any means, electronic or mechanical, including photocopying and microfilm, without permission in writing from PCTEST. If you have any questions about this international copyright or have an enquiry about obtaining additional rights to this report or assembly of contents thereof, please contact [INFO@PCTEST.COM](mailto:INFO@PCTEST.COM).



Plot 7-62. Lower Band Edge Plot (LTE Band 25/2 – 1.4MHz QPSK – Full RB Configuration)

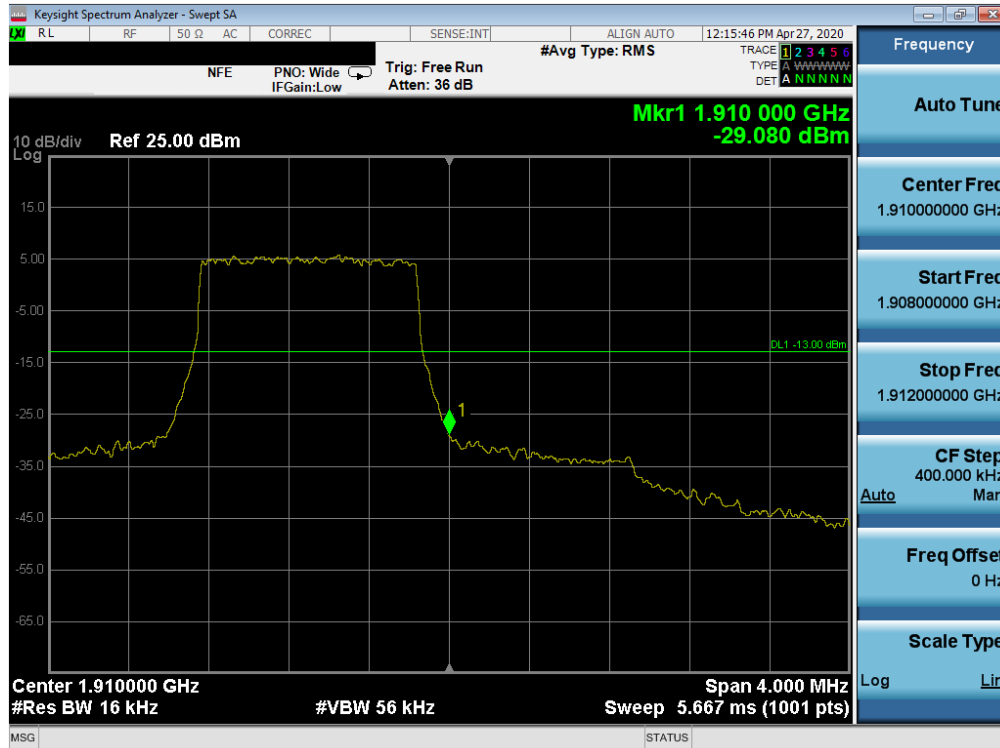


Plot 7-63. Extended Lower Band Edge Plot (LTE Band 25/2 – 1.4MHz QPSK – Full RB Configuration)

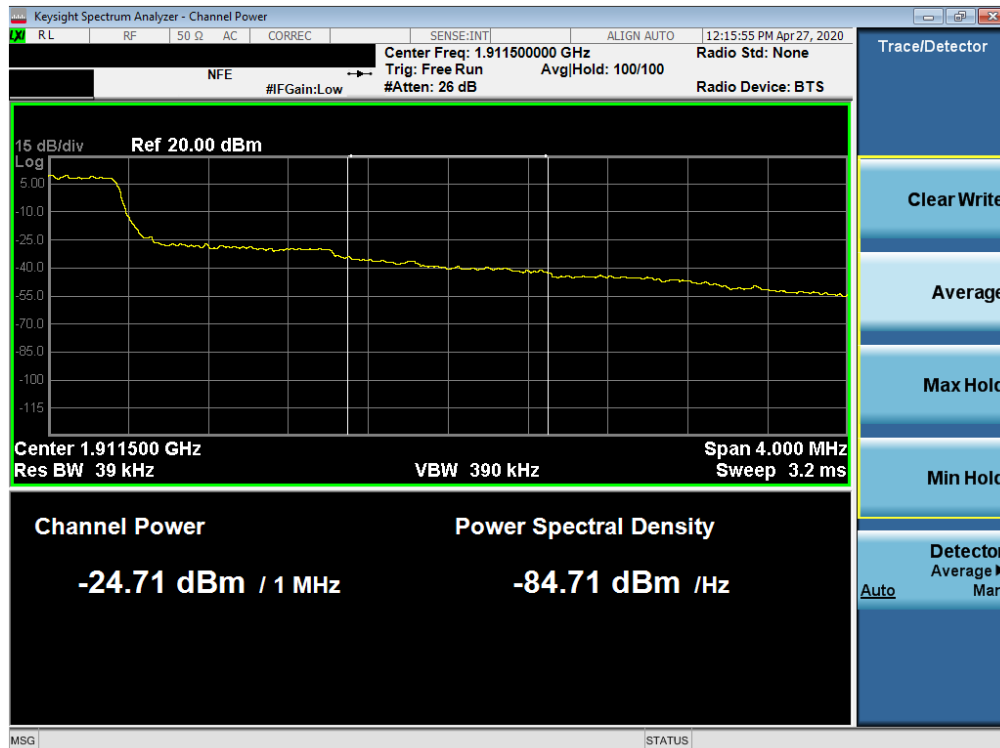
FCC ID: ZNFL355DL	<b>PCTEST</b> Proud to be part of element	PART 24 MEASUREMENT REPORT	LG	Approved by: Quality Manager
Test Report S/N: 1M2004220073-03-R1.ZNF	Test Dates: 4/26 - 5/21/2020	EUT Type: Portable Handset		Page 63 of 102

© 2020 PCTEST

All rights reserved. Unless otherwise specified, no part of this report may be reproduced or utilized in any part, form or by any means, electronic or mechanical, including photocopying and microfilm, without permission in writing from PCTEST. If you have any questions about this international copyright or have an enquiry about obtaining additional rights to this report or assembly of contents thereof, please contact INFO@PCTEST.COM.



Plot 7-64. Upper Band Edge Plot (LTE Band 2 – 1.4MHz QPSK – Full RB Configuration)



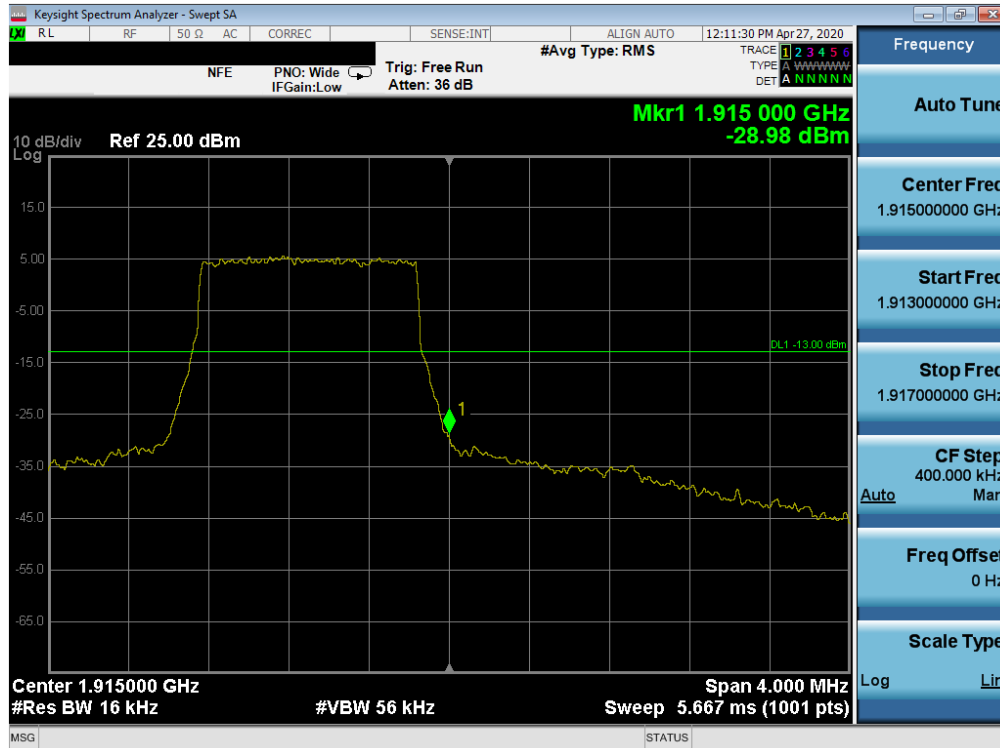
Plot 7-65. Extended Upper Band Edge Plot (LTE Band 2 – 1.4MHz QPSK – Full RB Configuration)

FCC ID: ZNFL355DL	<b>PCTEST</b> Proud to be part of element	PART 24 MEASUREMENT REPORT	LG	Approved by: Quality Manager
Test Report S/N: 1M2004220073-03-R1.ZNF	Test Dates: 4/26 - 5/21/2020	EUT Type: Portable Handset		Page 64 of 102

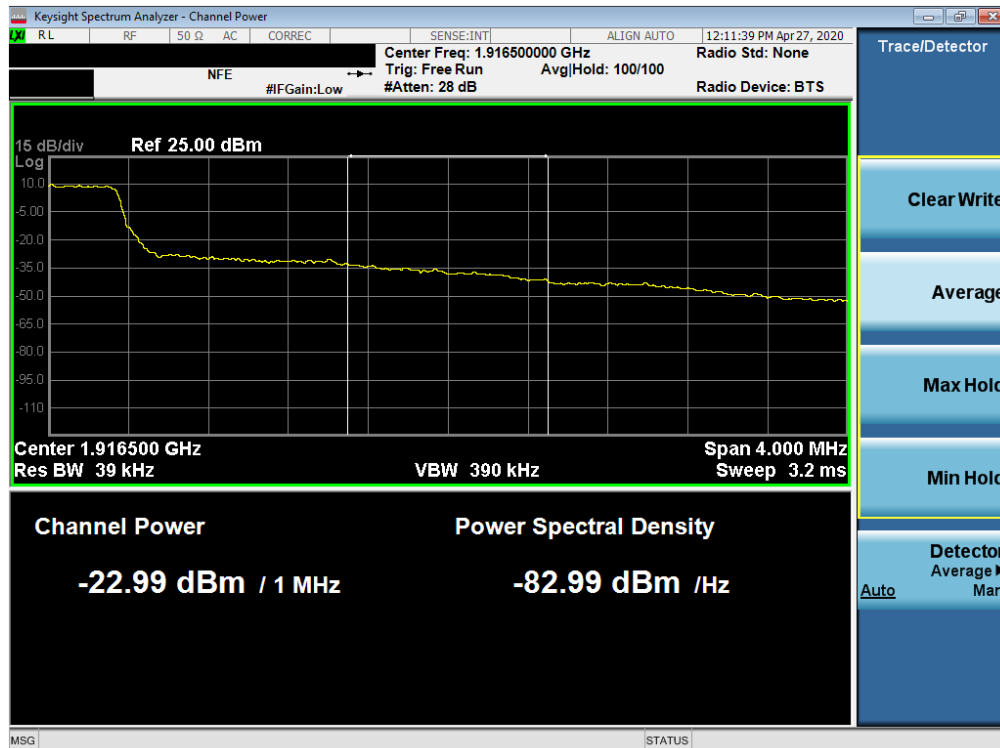
© 2020 PCTEST

All rights reserved. Unless otherwise specified, no part of this report may be reproduced or utilized in any part, form or by any means, electronic or mechanical, including photocopying and microfilm, without permission in writing from PCTEST. If you have any questions about this international copyright or have an enquiry about obtaining additional rights to this report or assembly of contents thereof, please contact INFO@PCTEST.COM.





Plot 7-66. Upper Band Edge Plot (LTE Band 25 – 1.4MHz QPSK – Full RB Configuration)



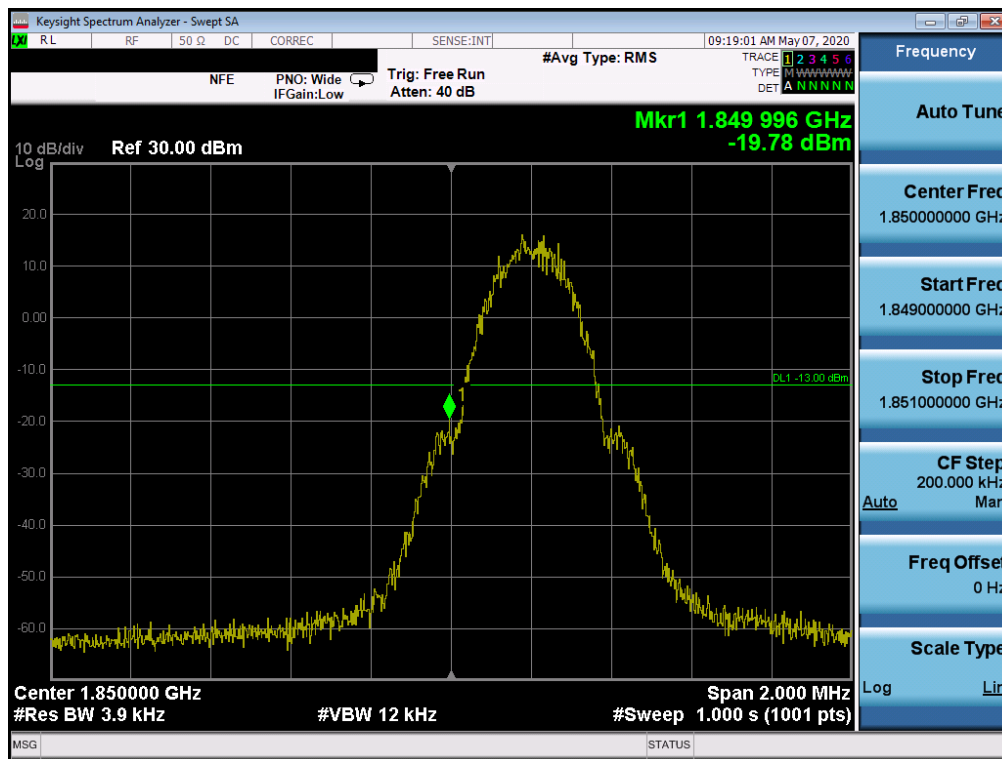
Plot 7-67. Extended Upper Band Edge Plot (LTE Band 25 – 1.4MHz QPSK – Full RB Configuration)

FCC ID: ZNFL355DL	<b>PCTEST</b> Proud to be part of element	PART 24 MEASUREMENT REPORT	<b>LG</b>	Approved by: Quality Manager
Test Report S/N: 1M2004220073-03-R1.ZNF	Test Dates: 4/26 - 5/21/2020	EUT Type: Portable Handset		Page 65 of 102

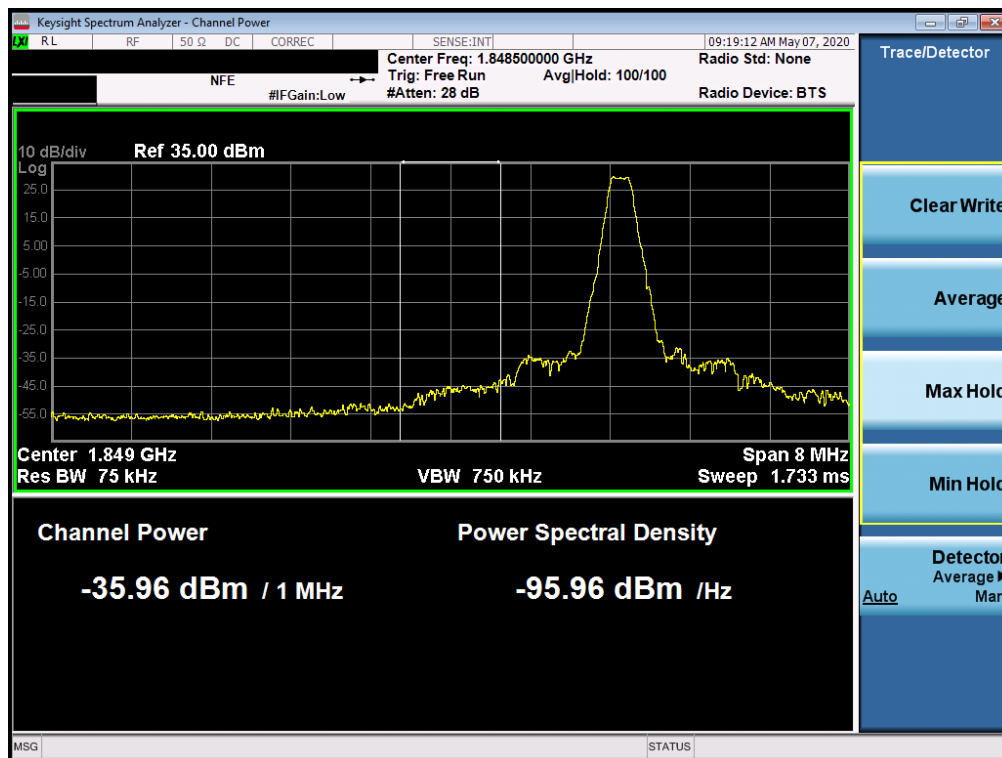
© 2020 PCTEST

All rights reserved. Unless otherwise specified, no part of this report may be reproduced or utilized in any part, form or by any means, electronic or mechanical, including photocopying and microfilm, without permission in writing from PCTEST. If you have any questions about this international copyright or have an enquiry about obtaining additional rights to this report or assembly of contents thereof, please contact INFO@PCTEST.COM.

## GSM/GPRS PCS



Plot 7-68. Lower Band Edge Plot (GPRS PCS – Ch. 512)

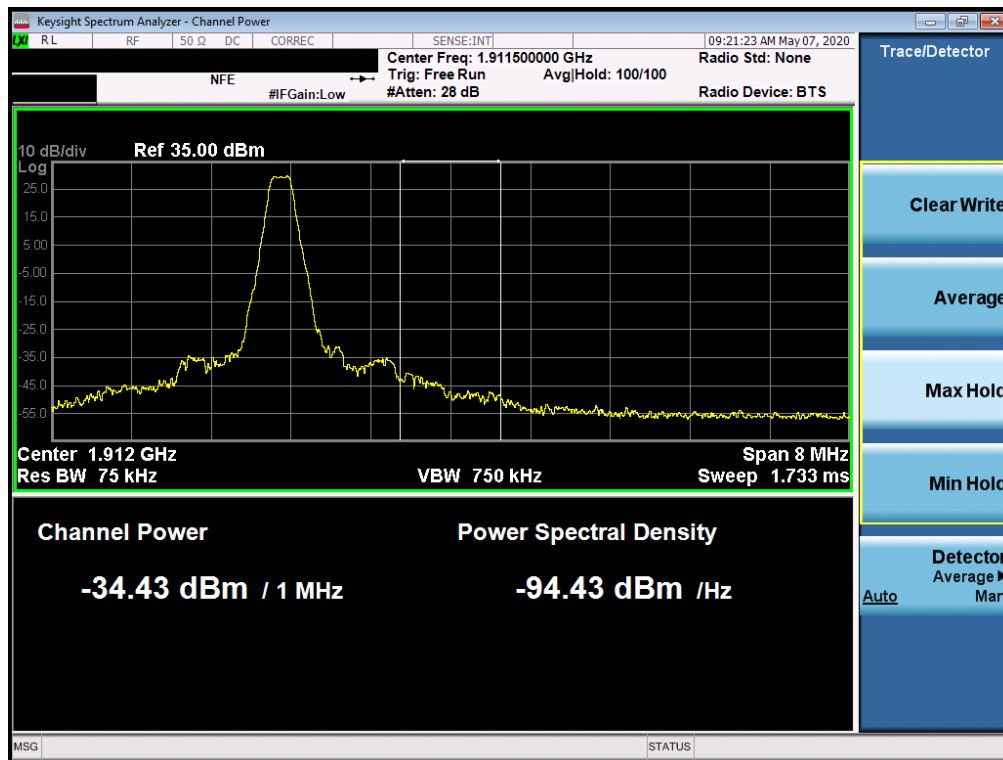
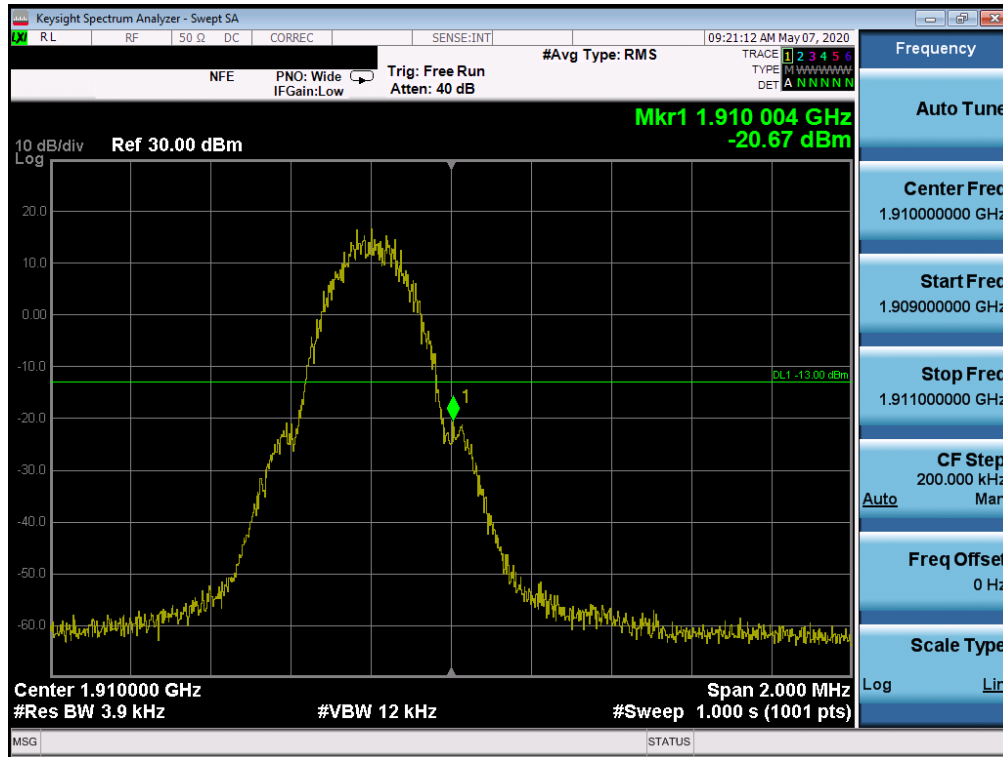


Plot 7-69. Extended Lower Band Edge Plot (GPRS PCS – Ch. 512)

FCC ID: ZNFL355DL	<b>PCTEST</b> Proud to be part of element	PART 24 MEASUREMENT REPORT	LG	Approved by: Quality Manager
Test Report S/N: 1M2004220073-03-R1.ZNF	Test Dates: 4/26 - 5/21/2020	EUT Type: Portable Handset		Page 66 of 102

© 2020 PCTEST

All rights reserved. Unless otherwise specified, no part of this report may be reproduced or utilized in any part, form or by any means, electronic or mechanical, including photocopying and microfilm, without permission in writing from PCTEST. If you have any questions about this international copyright or have an enquiry about obtaining additional rights to this report or assembly of contents thereof, please contact [INFO@PCTEST.COM](mailto:INFO@PCTEST.COM).

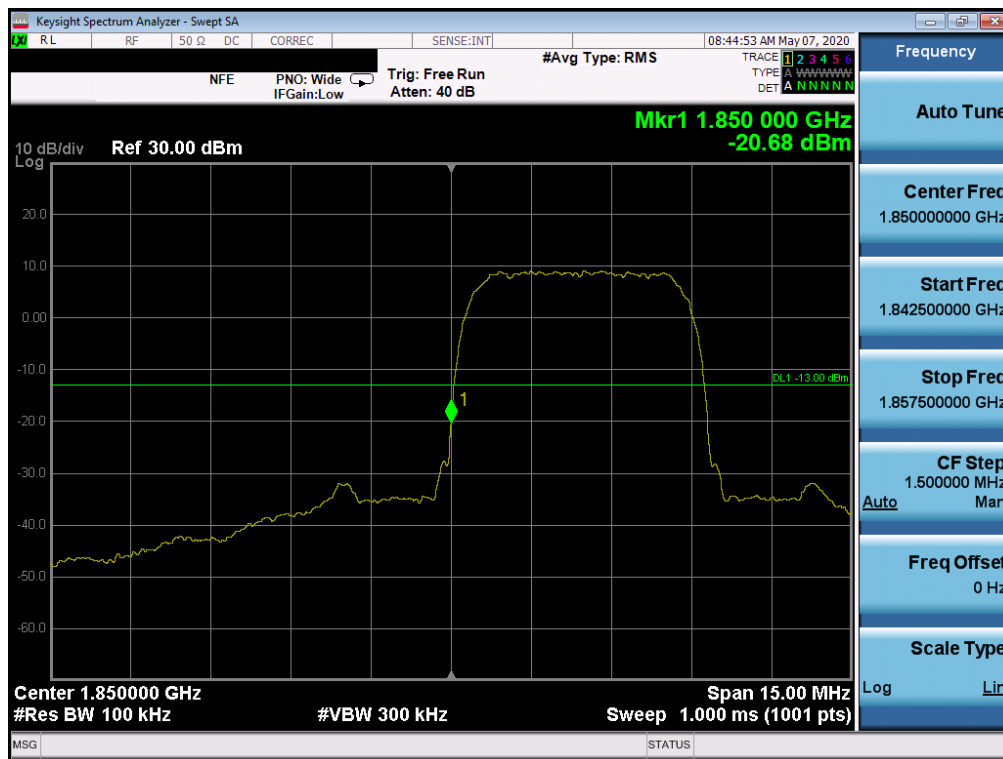


FCC ID: ZNFL355DL	<b>PCTEST</b> Proud to be part of element	PART 24 MEASUREMENT REPORT	<b>LG</b>	Approved by: Quality Manager
Test Report S/N: 1M2004220073-03-R1.ZNF	Test Dates: 4/26 - 5/21/2020	EUT Type: Portable Handset		Page 67 of 102

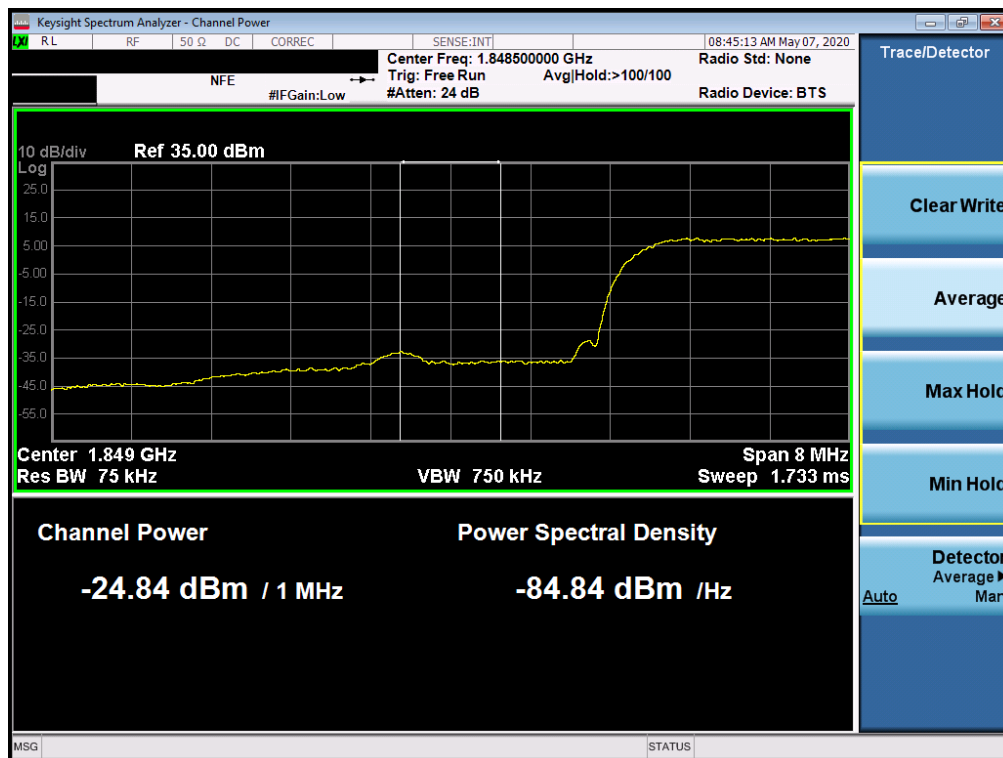
© 2020 PCTEST

All rights reserved. Unless otherwise specified, no part of this report may be reproduced or utilized in any part, form or by any means, electronic or mechanical, including photocopying and microfilm, without permission in writing from PCTEST. If you have any questions about this international copyright or have an enquiry about obtaining additional rights to this report or assembly of contents thereof, please contact INFO@PCTEST.COM.

## WCDMA PCS



Plot 7-72. Lower Band Edge Plot (WCDMA PCS – Ch. 9262)



Plot 7-73. Extended Lower Band Edge Plot (WCDMA PCS – Ch. 9262)

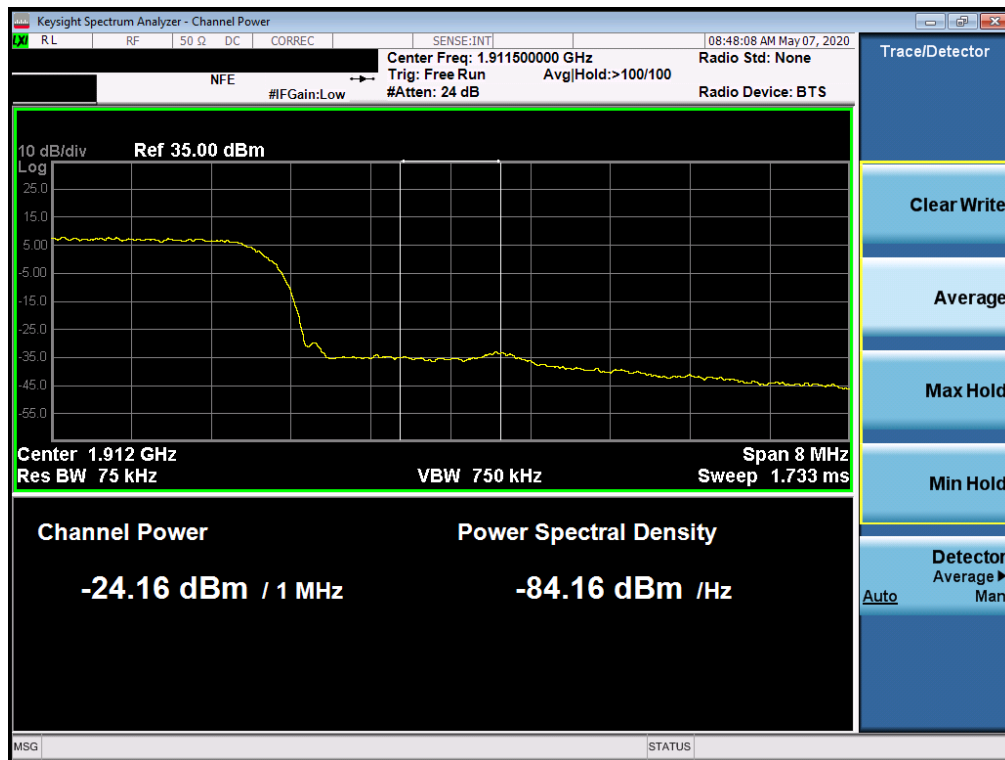
FCC ID: ZNFL355DL	<b>PCTEST</b> Proud to be part of element	PART 24 MEASUREMENT REPORT	<b>LG</b>	Approved by: Quality Manager
Test Report S/N: 1M2004220073-03-R1.ZNF	Test Dates: 4/26 - 5/21/2020	EUT Type: Portable Handset		Page 68 of 102

© 2020 PCTEST

All rights reserved. Unless otherwise specified, no part of this report may be reproduced or utilized in any part, form or by any means, electronic or mechanical, including photocopying and microfilm, without permission in writing from PCTEST. If you have any questions about this international copyright or have an enquiry about obtaining additional rights to this report or assembly of contents thereof, please contact INFO@PCTEST.COM.



Plot 7-74. Upper Band Edge Plot (WCDMA PCS – Ch. 9538)



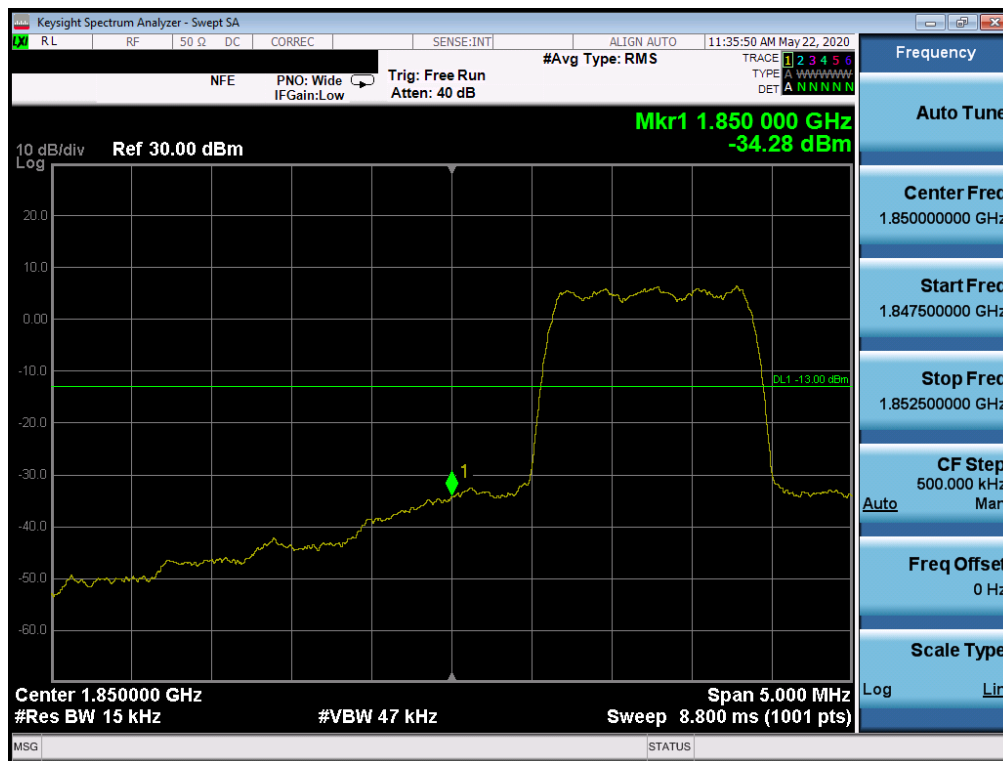
Plot 7-75. Extended Upper Band Edge Plot (WCDMA PCS – Ch. 9538)

FCC ID: ZNFL355DL	<b>PCTEST</b> Proud to be part of element	PART 24 MEASUREMENT REPORT	LG	Approved by: Quality Manager
Test Report S/N: 1M2004220073-03-R1.ZNF	Test Dates: 4/26 - 5/21/2020	EUT Type: Portable Handset		Page 69 of 102

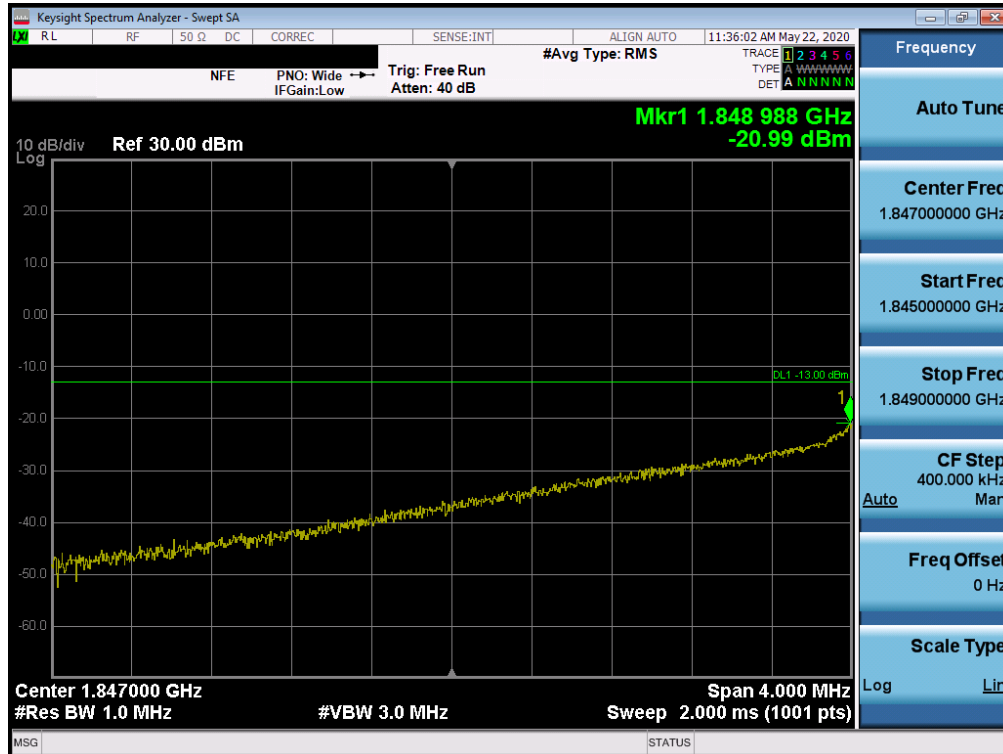
© 2020 PCTEST

All rights reserved. Unless otherwise specified, no part of this report may be reproduced or utilized in any part, form or by any means, electronic or mechanical, including photocopying and microfilm, without permission in writing from PCTEST. If you have any questions about this international copyright or have an enquiry about obtaining additional rights to this report or assembly of contents thereof, please contact INFO@PCTEST.COM.

## CDMA PCS



Plot 7-76. Lower Band Edge Plot (CDMA PCS – Ch. 25)

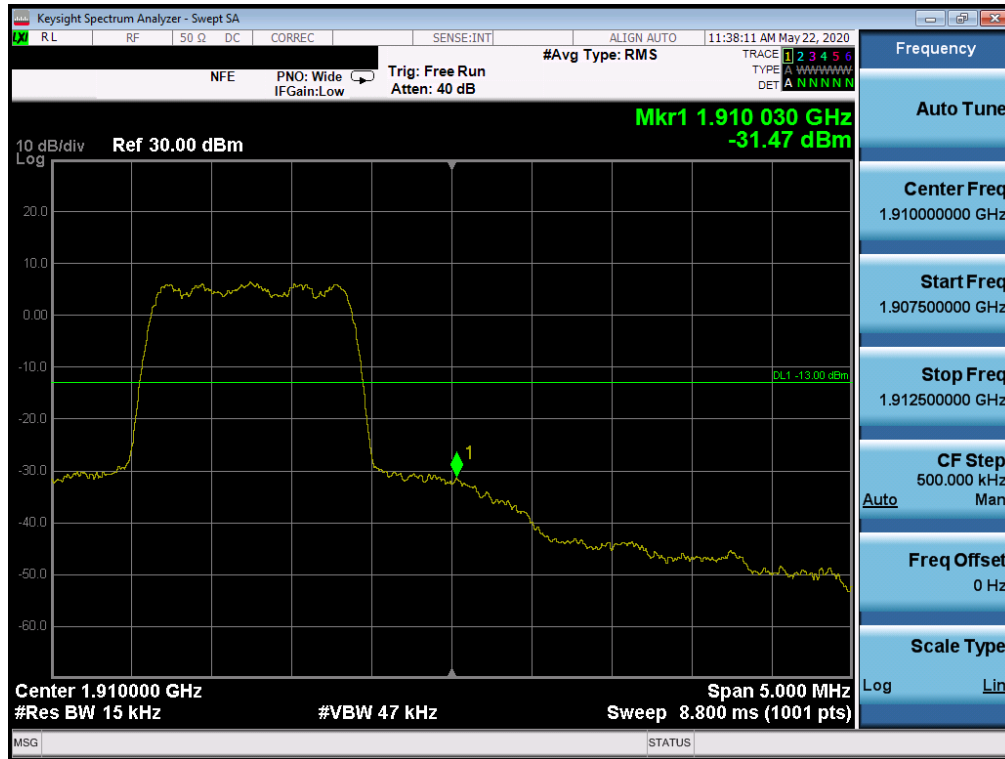


Plot 7-77. Extended Lower Band Edge Plot (CDMA PCS – Ch. 25)

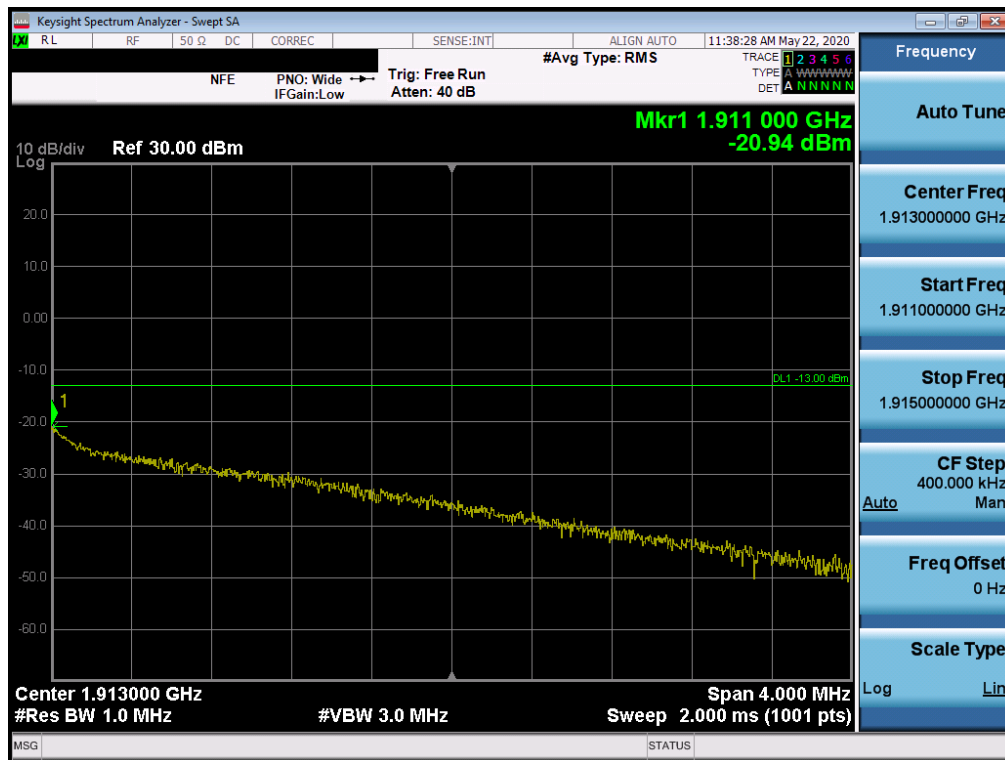
FCC ID: ZNFL355DL	<b>PCTEST</b> Proud to be part of element	PART 24 MEASUREMENT REPORT	LG	Approved by: Quality Manager
Test Report S/N: 1M2004220073-03-R1.ZNF	Test Dates: 4/26 - 5/21/2020	EUT Type: Portable Handset		Page 70 of 102

© 2020 PCTEST

All rights reserved. Unless otherwise specified, no part of this report may be reproduced or utilized in any part, form or by any means, electronic or mechanical, including photocopying and microfilm, without permission in writing from PCTEST. If you have any questions about this international copyright or have an enquiry about obtaining additional rights to this report or assembly of contents thereof, please contact INFO@PCTEST.COM.



Plot 7-78. Upper Band Edge Plot (CDMA PCS – Ch. 1175)



Plot 7-79. Extended Upper Band Edge Plot (CDMA PCS – Ch. 1175)

FCC ID: ZNFL355DL	<b>PCTEST</b> Proud to be part of element	PART 24 MEASUREMENT REPORT	LG	Approved by: Quality Manager
Test Report S/N: 1M2004220073-03-R1.ZNF	Test Dates: 4/26 - 5/21/2020	EUT Type: Portable Handset		Page 71 of 102

© 2020 PCTEST

All rights reserved. Unless otherwise specified, no part of this report may be reproduced or utilized in any part, form or by any means, electronic or mechanical, including photocopying and microfilm, without permission in writing from PCTEST. If you have any questions about this international copyright or have an enquiry about obtaining additional rights to this report or assembly of contents thereof, please contact INFO@PCTEST.COM.

## 7.5 Peak-Average Ratio

### Test Overview

A peak to average ratio measurement is performed at the conducted port of the EUT. The spectrum analyzers Complementary Cumulative Distribution Function (CCDF) measurement profile is used to determine the largest deviation between the average and the peak power of the EUT in a given bandwidth. The CCDF curve shows how much time the peak waveform spends at or above a given average power level. The percent of time the signal spends at or above the level defines the probability for that particular power level.

### Test Procedure Used


KDB 971168 D01 v03r01 – Section 5.7.1

### Test Settings

1. The signal analyzer's CCDF measurement profile is enabled
2. Frequency = carrier center frequency
3. Measurement BW  $\geq$  OBW or specified reference bandwidth
4. The signal analyzer was set to collect one million samples to generate the CCDF curve
5. The measurement interval was set depending on the type of signal analyzed. For continuous signals (>98% duty cycle), the measurement interval was set to 1ms. For burst transmissions, the spectrum analyzer is set to use an internal "RF Burst" trigger that is synced with an incoming pulse and the measurement interval is set to less than the duration of the "on time" of one burst to ensure that energy is only captured during a time in which the transmitter is operating at maximum power

### Test Setup

The EUT and measurement equipment were set up as shown in the diagram below.



**Figure 7-4. Test Instrument & Measurement Setup**

### Test Notes

None.

FCC ID: ZNFL355DL	<b>PCTEST</b> Proud to be part of element	<b>PART 24 MEASUREMENT REPORT</b>	<b>LG</b>	<b>Approved by:</b> Quality Manager
<b>Test Report S/N:</b> 1M2004220073-03-R1.ZNF	<b>Test Dates:</b> 4/26 - 5/21/2020	<b>EUT Type:</b> Portable Handset	Page 72 of 102	

© 2020 PCTEST

All rights reserved. Unless otherwise specified, no part of this report may be reproduced or utilized in any part, form or by any means, electronic or mechanical, including photocopying and microfilm, without permission in writing from PCTEST. If you have any questions about this international copyright or have an enquiry about obtaining additional rights to this report or assembly of contents thereof, please contact [INFO@PCTEST.COM](mailto:INFO@PCTEST.COM).