


## APPENDIX F: DUT ANTENNA DIAGRAM & SAR TEST SETUP PHOTOGRAPHS


**DUT Antenna Location**

**Figure F-1 Antenna Location (Left ear & Right Ear)**

## SAR Test Setup Photographs



**Top from Flat Phantom (Separation Distance: 0 cm) – Right Ear**




**Bottom from Flat Phantom (Separation Distance: 0 cm) – Right Ear**

This Report is not correlated with the authentication of KOLAS.


It should not be reproduced except in full, without the written approval of ONETECH Corp.

OTC-TRF-SAR-001(0)


**ONETECH Corp.:** 43-14, Jinsaegol-gil, Chowol-eup, Gwangju-si, Gyeonggi-do, 12735, Korea (TEL: 82-31-799-9500, FAX: 82-31-799-9599)



**Front from Flat Phantom (Separation Distance: 0 cm) – Right Ear**




**Right Ear & Rear from Flat Phantom (Separation Distance: 0 cm) – Right Ear**




**Right from Flat Phantom (Separation Distance: 0 cm) – Right Ear**




**Left from Flat Phantom (Separation Distance: 0 cm) – Right Ear**




**Top from Flat Phantom (Separation Distance: 0 cm) – Left Ear**




**Bottom from Flat Phantom (Separation Distance: 0 cm) – Left Ear**




**Front from Flat Phantom (Separation Distance: 0 cm) – Left Ear**



**Left Ear & Rear from Flat Phantom (Separation Distance: 0 cm) – Left Ear**



**Right from Flat Phantom (Separation Distance: 0 cm) – Left Ear**



**Left from Flat Phantom (Separation Distance: 0 cm) – Left Ear**