

DUT and SAR Set-up Photos

Photograph 1: Overall Dimensions



Photograph 2: Overall Dimensions, Fingerprint Scanner Extended



Photograph 3: Front View of the DUT



Photograph 4: Front View of the DUT, Fingerprint Scanner Extended



Photograph 5: Back View of the DUT



Photograph 6: Back View of the DUT, Fingerprint Scanner Extended



Photograph 7: Side View of the DUT with Handle



Photograph 8: Back View of the DUT with Handle



Setup Photos


Photograph 9: Handset Vertical and Horizontal Reference Lines



Note: The same reference lines were used for both with and without the Fingerprint Scanner extended.

Exposure Conditions


Photograph 10: Back, 0 mm




Photograph 11: Back – Fingerprint Scanner Extended, 0 mm



Photograph 12: Front, 0 mm



Photograph 12: Edge Top, 0 mm



Photograph 13: Edge Top / Front Tilt, 0 mm



Photograph 14: Edge Right, 0 mm



Photograph 15: Edge Left, 0 mm



Antenna Dimensions & Separation Distances

- ① WLAN/BT Antenna 1
- ② WLAN Antenna 2
- ③ NFC Antenna

