

ID Label/Location info

This document contains a figure showing the label in readable format and three photos. The first photo shows an X3M/EasyLocator together with an antenna for orientation. The next two photos show, in detail, where the labels are going to be placed.

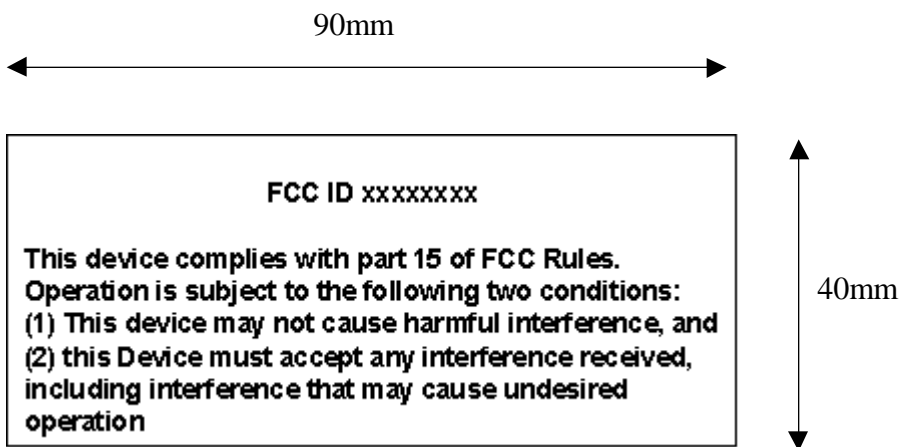


Figure 1. Label.




Figure 2. Photo showing the bottom side of the X3M/EasyLocator and the top metal plate of one antenna. This top plate is identical on all shielded antennas.

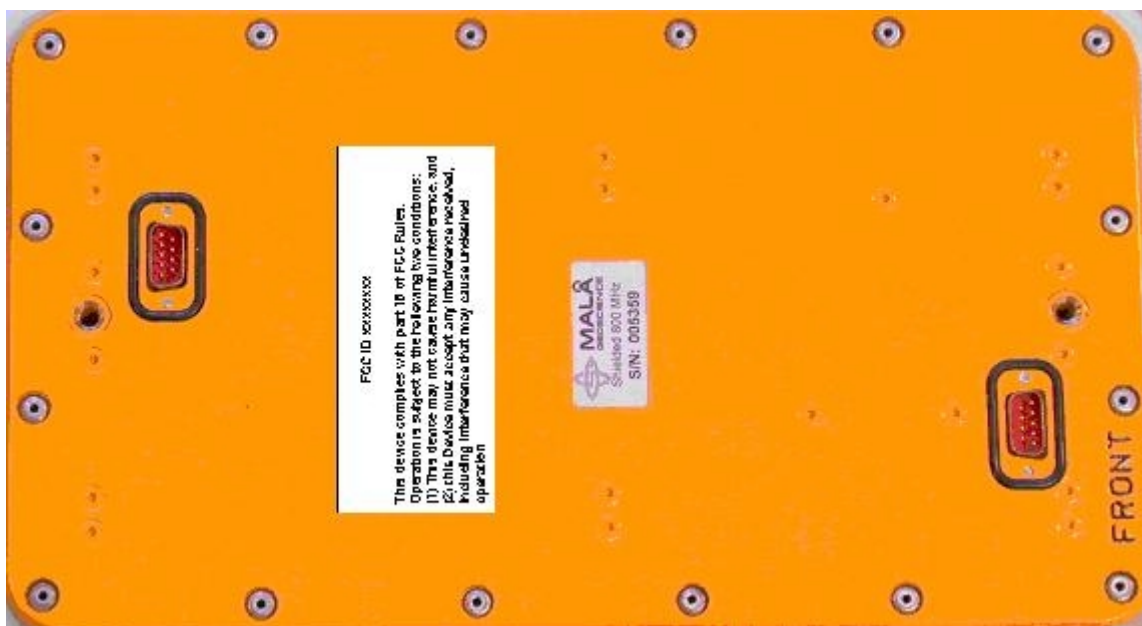


Figure 3. Placement of the FCC label on top metal plate on the shielded antennas and on the bottom side of the X3M/EasyLocator .