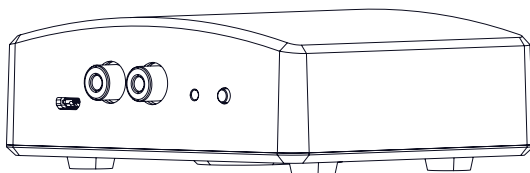
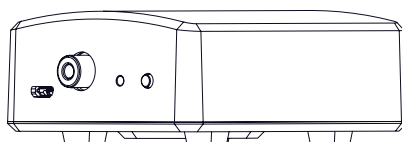


SpeakerCraft

Wireless Transmitter / Wireless Receiver

SC-WIR-TX / SC-WIR-RX

PAS-WIR-TX/PAS-WIR-RX



INSTALLATION GUIDE

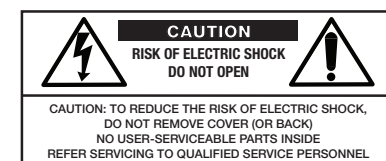
 SPEAKERCRAFT[®]

TABLE OF CONTENTS

Important Safety Information	3
FCC and IC Information	3
Unpacking	4
Care	4
Transmitter Connection.....	4
Receiver Connection.....	5
Adding Additional Receivers	6
Up to 4 Receivers can be paired to one transmitter.....	6
Specifications	7
Attention: To Our Valued Customers	7
Limited 2-Year Warranty	8
2-Year Warranty.....	8

IMPORTANT SAFETY INFORMATION

1. Read these instructions.
2. Keep these instructions.
3. Heed all warnings.
4. Follow all instructions.
5. Do not use this apparatus near water.
6. Clean only with dry cloth.
7. Install in accordance with the manufacturer's instructions.
8. Do not install near any heat sources such as radiators, heat registers, stoves or other apparatus (including amplifiers) that produce heat.
9. Only use attachments/accessories specified by the manufacturer.
10. Unplug this apparatus during lightning storms or when unused for long periods of time.
11. Refer all servicing to qualified service personnel. Servicing is required when the apparatus has been damaged in any way such as power-supply cord or plug is damaged, liquid has been spilled or objects have fallen into the apparatus, the apparatus has been exposed to rain or moisture, does not operate normally, or has been dropped.



The lightning flash with arrowhead symbol within an equilateral triangle is intended to alert the user to the presence of uninsulated "dangerous voltage" within the product's enclosure, that may be insufficient magnitude to constitute a risk of electric shock to persons.



The exclamation point within an equilateral triangle is intended to alert the user of the presence of important operating and maintenance (servicing) instructions in the literature accompanying the appliance.

FCC and IC Information

This device complies with Part 15 of the FCC Rules and contains license-exempt transmitter(s)/receiver(s) that comply with Innovation, Science and Economic Development Canada's licence-exempt RSS standard(s). Operation is subject to the following two conditions:

1. This device may not cause interference and
2. This device must accept any interference, including interference that may cause undesired operation of the device.

NOTE: This equipment has been tested and found to comply with the limits for a Class B digital device, pursuant to Part 15 of the Federal Communications Commission (FCC) rules. These limits are designed to provide reasonable protection against harmful interference in a residential installation. This equipment generates, uses and can radiate radio frequency energy and, if not installed and used in accordance with the instructions, may cause harmful interference to radio communications. However, there is no guarantee that interference will not occur in a particular installation. If this equipment does cause harmful interference to radio or television reception, which can be determined by turning the equipment off and on, the user is encouraged to try to correct the interference by one or more of the following measures:

- Reorient or relocate the receiving antenna.
- Increase the separation between the equipment and receiver
- Connect the equipment into an outlet on a circuit different from that to which the receiver is connected.
- Consult the dealer or an experienced radio/TV technician for help.

L'émetteur/récepteur exempt de licence contenu dans le présent appareil est conforme aux CNR d'Innovation, Sciences et Développement économique Canada applicables aux appareils radio exempts de licence. L'exploitation est autorisée aux deux conditions suivantes:

(1) l'appareil ne doit pas produire de brouillage, et (2) l'utilisateur de l'appareil doit accepter tout brouillage radioélectrique subi, même si le brouillage est susceptible d'en compromettre le fonctionnement.

FCC AND IC Registrations

FCC ID: EF400212

IC: 1078A-00212

The digital apparatus complies with Canadian CAN ICES-3 (B)/NMB-3(B).

l'appareil numérique du ciem conforme canadien peut - 3 (b) / nmb - 3 (b).

WARNING: Changes or modifications to this unit not expressly approved by the party responsible for compliance could void the user's authority to operate the equipment.

FCC and IC Radiation Exposure Statement:

This equipment complies with FCC radiation exposure limits set forth for an uncontrolled environment and meets the exemption from the routine evaluation limits in section 2.5 of RSS 102.

1. This Transmitter must not be co-located or operating in conjunction with any other antenna or transmitter.
2. This equipment complies with FCC RF radiation exposure limits set forth for an uncontrolled environment.

FCC/IC RF Radiation Exposure Statement:

CAUTION: This Transmitter must be installed to provide separation distance of at least 20cm from all persons.

FCC / IC RF Radiation Déclaration d'exposition

ATTENTION: Cet émetteur doit être installé pour fournir une distance de séparation d'au moins 20 cm de toute personne.

WARNING: The device meets the exemption from the routine evaluation limits in section 2.5 of RSS 102, and users can obtain Canadian information on RF exposure and compliance from the Canadian Representative Product Solutions Group at Tel: (519) 763-4538.

UNPACKING

Your Wireless subwoofer product should reach you in perfect condition. If you do notice any shipping damage, please contact your Dealer immediately.

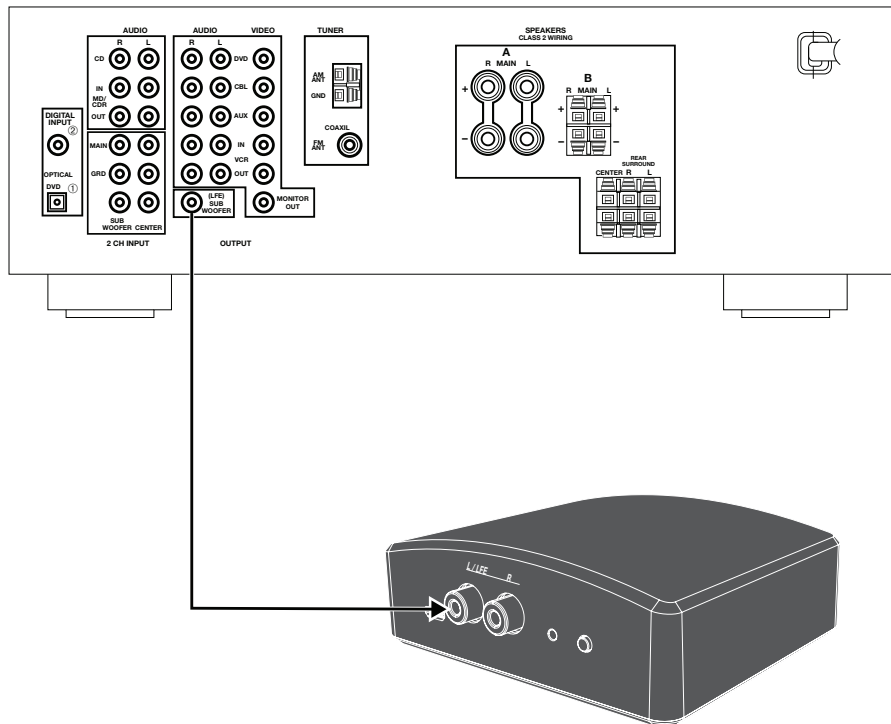
Gently lift out the unit and all accessories and remove all the packing material. It is important to save all the packing materials and the box in case your unit ever needs to be moved or shipped for repair. Make sure that you keep your sales receipt. It is the only way to establish the duration of your Limited Warranty and it may come in useful for insurance purposes.

CARE

To clean the unit, first unplug the power adapter's power cord and then use a soft dry cloth to clean the surfaces.

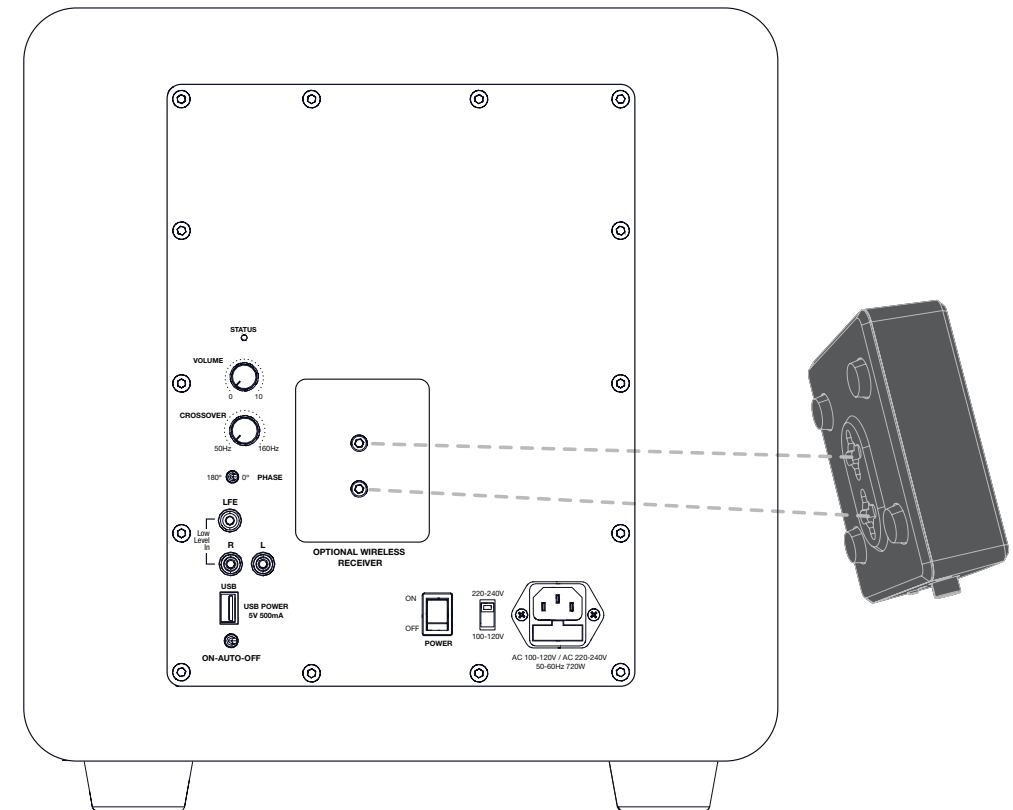
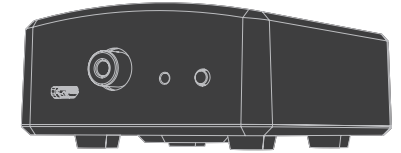
TRANSMITTER CONNECTION

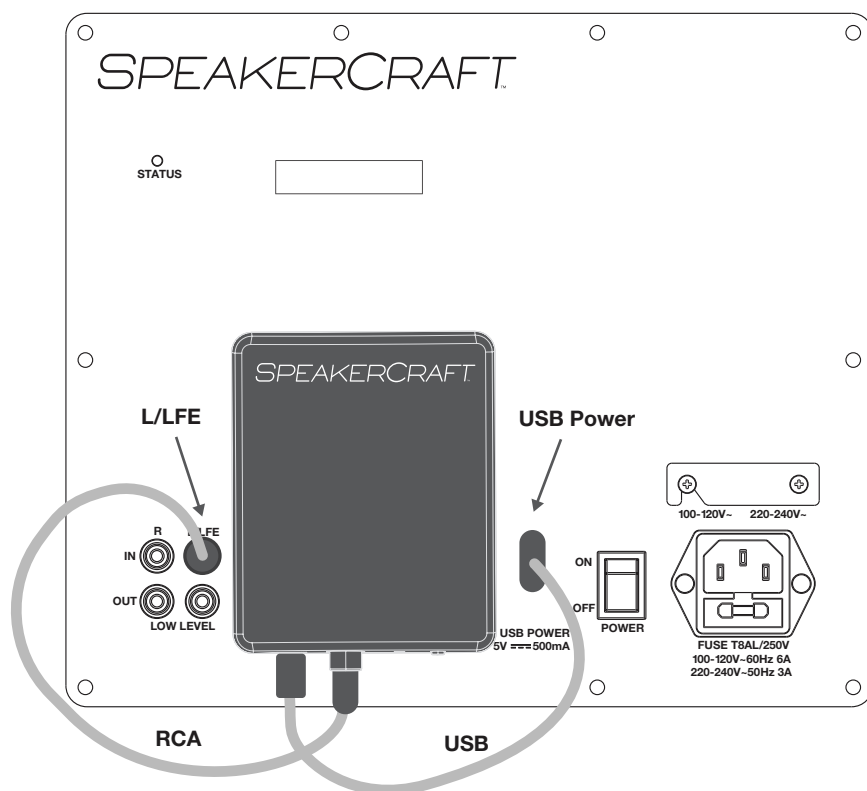
1. Make sure that the power is off for all the equipment in your system, before making any connections. Do not connect the supplied AC/DC power adapter to the transmitter.
2. Connect the preamplifier or receiver's Subwoofer or LFE line-level output to the transmitter's subwoofer/LFE input. Cable sold separately.



RECEIVER CONNECTION

1. Make sure that the power is off for all the equipment in your system, before making any connections. Do not connect the supplied AC/DC power adapter or the supplied USB power cable to the receiver.
2. Each subwoofer in your system can be connected to a receiver in the same way, up to a maximum of four.
3. Convenient standoffs can be found on the back of compatible Nortek subwoofers for easy mounting of the receiver.
4. Align the subwoofer's standoffs with the mounting holes on the back of the receiver. Insert, then press downward to attach.





5. Connect the receiver's Sub/LFE line-level output to the subwoofer's L/LFE input. A short RCA cable is included to make this connection.
6. Connect the supplied AC/DC power adapter, or if using with one of our compatible Nortek subwoofers, Connect the supplied USB Cable to the USB power connector on the back of the subwoofer.
7. Turn the power on for all your equipment.

ADDING ADDITIONAL RECEIVERS

Up to 4 Receivers can be paired to one transmitter

1. Follow Steps 1-6 of the "Receiver Connection" instructions for all transmitters and receivers
2. Press and hold the pair button on the receiver until the LED flashes. Repeat this procedure for all receivers if using more than one.
3. Press and hold the pair button on the Transmitter.
4. All LEDs should stop flashing and stay solid within 5 seconds.

SPECIFICATIONS

Modulation	5 GHz Frequency Hopping; QPSK (DSSS) digital radio
Operating Frequency	5.150-5.250 GHz, 5.725-5.875 GHz
Transmission Power	9 dBm
Frequency Response	10 Hz - 900 Hz
Channel Width	<22 MHz
Latency	<20 ms
Range	30ft / 10m Max Indoor Use Only
S/N Ratio	84dB
Max input Signal	1.84V
Dimensions Transmitter	1.4" x 3.9" x 3.5" (36.8mm x 98.6mm x 88mm)
Dimensions Receiver	1.4" x 2.7" x 3.5" (34.3mm x 68.4mm x 88mm)

ATTENTION: To OUR VALUED CUSTOMERS

To insure that consumers obtain quality pre-sale and after-sale support and service, products are sold exclusively through authorized dealers. This warranty is VOID if the products have been purchased from an unauthorized dealer.

Nortek Control offers a variety of accessories to make your installation of this and other products easy, economical, and professional.

To learn more about our products, technologies and specifications, go to www.nortekcontrol.com or contact your authorized Dealer for more information.

For technical inquiries, please call 1-800-448-0976.

In our attempt to constantly improve our products, features and specifications are subject to change without notice.

LIMITED 2-YEAR WARRANTY

Nortek Security & Control, LLC ("Nortek Security & Control") warrants to the original retail purchaser only that this product will be free of manufacturing defects in material and workmanship for the following periods and subject to the limitations and exclusions set forth below:

2-Year Warranty

This warranty is not transferable to subsequent purchasers of the product. To obtain warranty service, contact the authorized dealer where you purchased your product or take the unit to the nearest authorized dealer (with proof of purchase – claims made without proof of purchase will be denied) who will test the product and if necessary, forward it to Nortek Security & Control for service. If there are no authorized Dealers in your area, please contact Nortek Security & Control to receive a factory Return Authorization Number. **DO NOT RETURN ANY UNIT WITHOUT FIRST RECEIVING WRITTEN AUTHORIZATION AND SHIPPING INSTRUCTIONS FROM Nortek Security & Control.**

Upon examination, Nortek Security & Control will, at its sole option and expense, repair or replace any product found to be defective. Nortek Security & Control will return the repaired or replaced unit to you via its usual shipping method from the factory or repair center to your address in the United States of America or Canada only. Any shipping costs for addresses outside of the United States or Canada shall be the responsibility of the purchaser. In the event that this model is no longer available and cannot be repaired effectively, Nortek Security & Control, at its sole option, may replace it with a different model of equal or greater value, or refund the original purchase price paid.

THE FOREGOING ARE YOUR EXCLUSIVE REMEDIES FOR BREACH OF WARRANTY.

This Warranty does not include service or parts to repair damage caused by improper use or handling, including but not limited to damage caused by accident, mishandling, improper installation, commercial use, abuse, negligence, or any defect caused by repair to the product by anyone other than Core Brands. This warranty does not cover reimbursement for your costs of removing and transporting the product for warranty service evaluation, or installation of any replacement product provided under this warranty.

This Warranty will be void if:

- The Serial Number on the product has been removed, tampered with or defaced.
- The product was not purchased from an authorized dealer or reseller.

THE FOREGOING WARRANTIES ARE EXCLUSIVE AND IN LIEU OF ALL OTHER EXPRESSED AND IMPLIED WARRANTIES.

NORTEK SECURITY & CONTROL EXPRESSLY DISCLAIMS ALL SUCH OTHER WARRANTIES, INCLUDING BUT NOT LIMITED TO IMPLIED WARRANTIES OF MERCHANTABILITY, FITNESS FOR A PARTICULAR PURPOSE AND NON-INFRINGEMENT, WITH RESPECT TO THE PRODUCT. TO THE MAXIMUM EXTENT PERMITTED BY LAW, NORTEK SECURITY & CONTROL SHALL NOT BE RESPONSIBLE FOR ANY INCIDENTAL OR CONSEQUENTIAL DAMAGES EXCEPT TO THE EXTENT PROVIDED (OR PROHIBITED) BY APPLICABLE LAW, EVEN IF NORTEK SECURITY & CONTROL HAS BEEN ADVISED OF THE POSSIBILITY OF SUCH DAMAGES.

Notwithstanding the above, if you qualify as a "consumer" under the Magnuson-Moss Warranty Act, or applicable state laws, then you may be entitled to any implied warranties allowed by law for the Warranty Period. Further, some states do not allow limitations on how long an implied warranty lasts or allow the exclusion or limitation of consequential damages, so such limitations may not apply to you. This warranty gives you specific legal rights, and you may also have other rights which vary from state to state.

For the name of your nearest authorized dealer, contact: Nortek Security & Control, 5919 Sea Otter Place, Suite 100 Carlsbad, CA 92010, or call (800) 472-5555 or (707) 778-5733.

With regard to sales over the Internet, please be advised that Nortek Security & Control only sells products through a select group of authorized Internet Resellers. Products offered on the Internet through unauthorized Internet dealers are not covered by Nortek Security & Control

1. Goods acquired on a secondary or gray market
2. Counterfeit or stolen goods
3. Damaged, or defective goods

Please fill in your product information and retain for your records.

Model _____

Serial # _____

Purchase Date _____



www.speakercraft.com

©2020 Nortek Security & Control LLC. All rights reserved. Speakercraft is a registered trademark of Nortek Security & Control LLC.