

APPENDIX D – DUT AND ACCESSORY PHOTOS







Figure	C3, C3VET(Default DUT)	
D1		
Front		Back
		
Left		Right
		
Top		Tip
		





Figure	DUT Variants	
D2		
C3, C3Vet		L7, L7Vet
		

Figure	DUT Variants	
D3		
C7, C7Vet		EC7
 <p>A photograph of the Clarius Scanner C7. The device is white with a black ergonomic handle. The top of the device features a label with the Clarius logo, a QR code, and technical specifications: 'Clarius Scanner C7', '7.2 V - 2350 mAh', and '(IP67) Made in Canada'. The label also includes contact information for Celltech Labs Inc. and various safety and regulatory icons (CE, FCC, etc.). The device is shown from a top-down perspective, resting on a light-colored surface.</p>		 <p>A photograph of the Clarius Scanner EC7. The device is white with a black ergonomic handle. The top of the device features a label with the Clarius logo, a QR code, and technical specifications: 'Clarius Scanner EC7', '7.2 V - 2350 mAh', and '(IP67) Made in Canada'. The label also includes contact information for Celltech Labs Inc. and various safety and regulatory icons (CE, FCC, etc.). The device is shown from a side-on perspective, resting on a light-colored surface.</p>