Mode	3	
	Band Edge	
	2400-2483.5_802.11b_CH11_2462MHz	
ANT	6	
Pol.	Horizontal	Fundamental
Peak	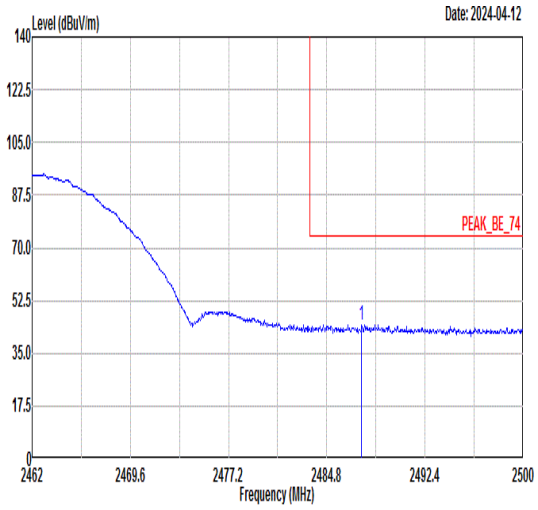 Freq Level Limit Line Margin Read Level Ant Factor Cable Loss Preamp Factor APos TPos Remark MHz dBuV/m dBuV/m dB dBuV dB/m dB dB cm deg 1 2487.50 44.63 74.00 -29.37 42.06 30.70 5.46 33.59 300 161 PEAK	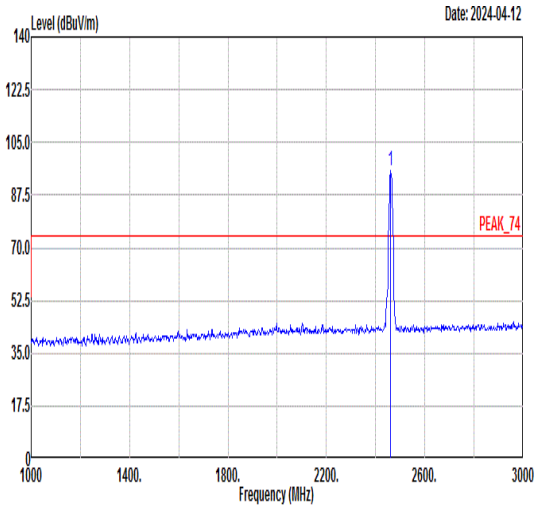 Freq Level Limit Line Margin Read Level Ant Factor Cable Loss Preamp Factor APos TPos Remark MHz dBuV/m dBuV/m dB dBuV dB/m dB dB cm deg 1 2462.00 95.52 ------ ------ 92.95 30.71 5.44 33.58 300 161 PEAK
Avg	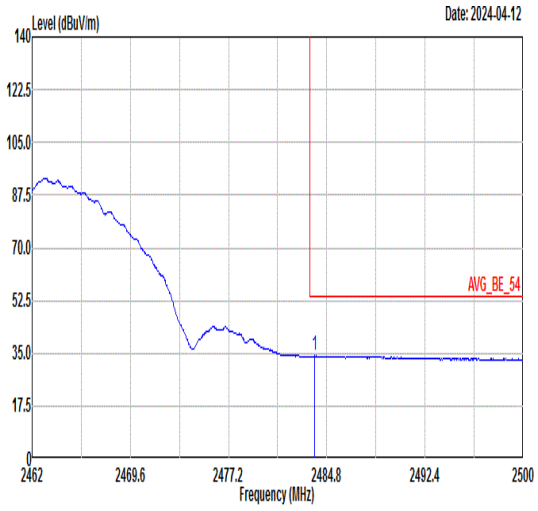 Freq Level Limit Line Margin Read Level Ant Factor Cable Loss Preamp Factor APos TPos Remark MHz dBuV/m dBuV/m dB dBuV dB/m dB dB cm deg 1 2483.85 34.10 54.00 -19.90 31.53 30.70 5.46 33.59 300 161 AVERAGE	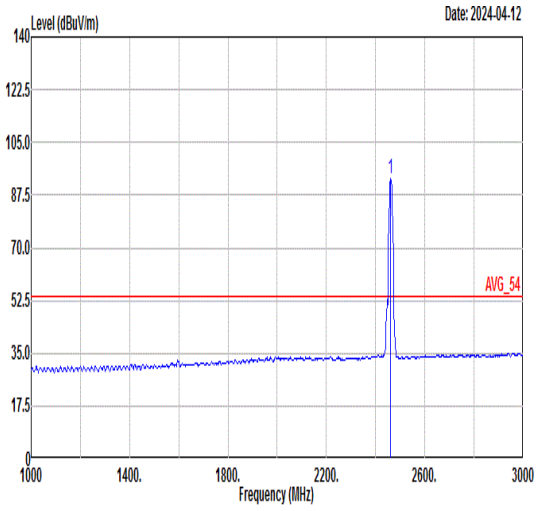 Freq Level Limit Line Margin Read Level Ant Factor Cable Loss Preamp Factor APos TPos Remark MHz dBuV/m dBuV/m dB dBuV dB/m dB dB cm deg 1 2462.00 92.98 ------ ------ 90.41 30.71 5.44 33.58 300 161 AVERAGE

Mode	3	
	Band Edge	
	2400-2483.5_802.11b_CH11_2462MHz	
ANT	6	
Pol.	Vertical	Fundamental
Peak	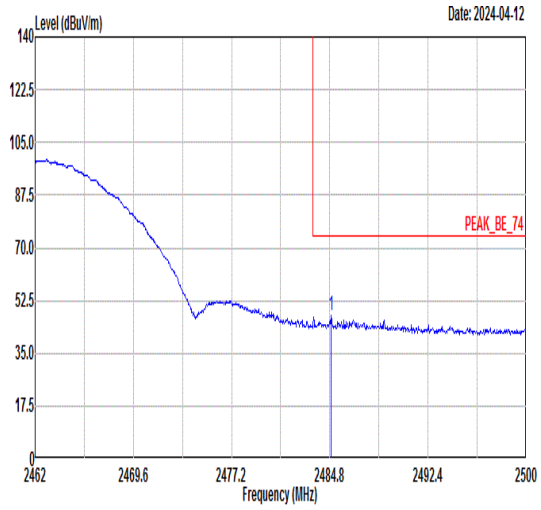 Freq Level Limit Line Margin Read Level Ant Factor Cable Loss Preamp Factor APos TPos Remark MHz dBuV/m dBuV/m dB dBuV dB/m dB dB cm deg 1 2484.91 47.50 74.00 -26.50 44.93 30.70 5.46 33.59 138 106 PEAK	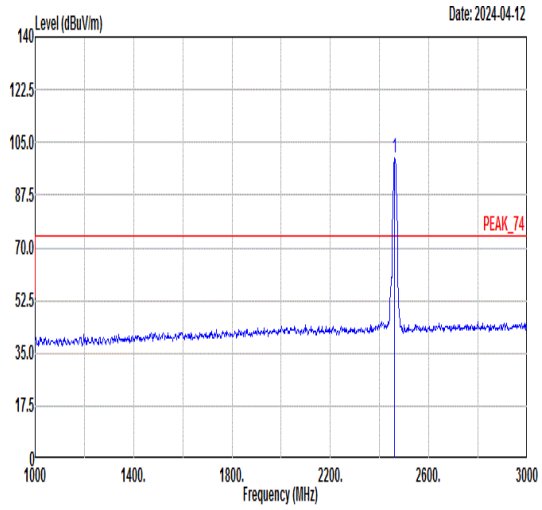 Freq Level Limit Line Margin Read Level Ant Factor Cable Loss Preamp Factor APos TPos Remark MHz dBuV/m dBuV/m dB dBuV dB/m dB dB cm deg 1 2462.00 99.91 ------ ------ 97.34 30.71 5.44 33.58 138 106 PEAK
Avg	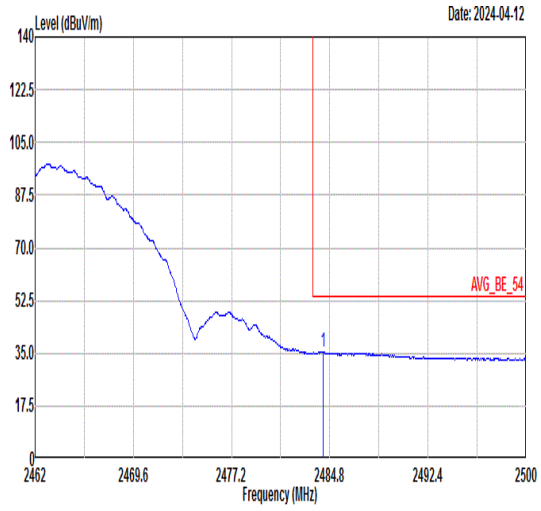 Freq Level Limit Line Margin Read Level Ant Factor Cable Loss Preamp Factor APos TPos Remark MHz dBuV/m dBuV/m dB dBuV dB/m dB dB cm deg 1 2484.31 35.28 54.00 -18.72 32.71 30.70 5.46 33.59 138 106 AVERAGE	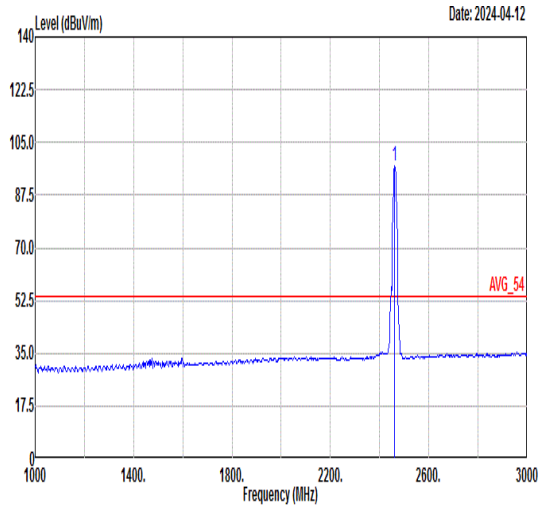 Freq Level Limit Line Margin Read Level Ant Factor Cable Loss Preamp Factor APos TPos Remark MHz dBuV/m dBuV/m dB dBuV dB/m dB dB cm deg 1 2462.00 97.32 ------ ------ 94.75 30.71 5.44 33.58 138 106 AVERAGE

Mode	3	
	Harmonic	
	2400-2483.5_802.11b_CH11_2462MHz	
ANT	6	
Pol.	Horizontal	Vertical
Peak Avg	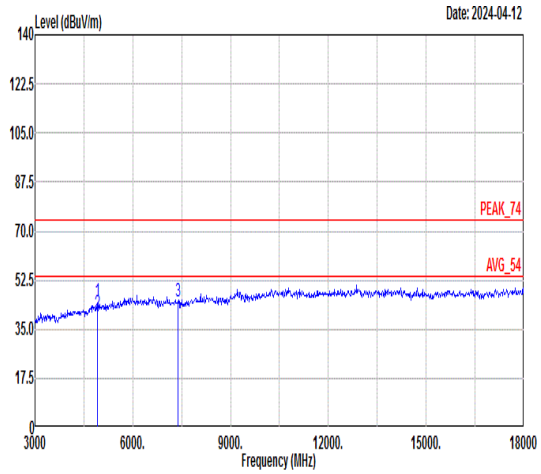 Freq Level Limit Line Margin Read Level Ant Factor Cable Loss Preamp Factor APos TPos Remark MHz dBuV/m dBuV/m dB dBuV dB/m dB dB cm deg 1 4924.00 44.98 74.00 -29.02 65.28 36.02 8.57 64.89 341 185 Peak 2 4924.00 40.70 54.00 -13.30 61.00 36.02 8.57 64.89 341 185 Average 3 7386.00 44.76 74.00 -29.24 62.59 36.85 10.18 64.86 --- --- Peak	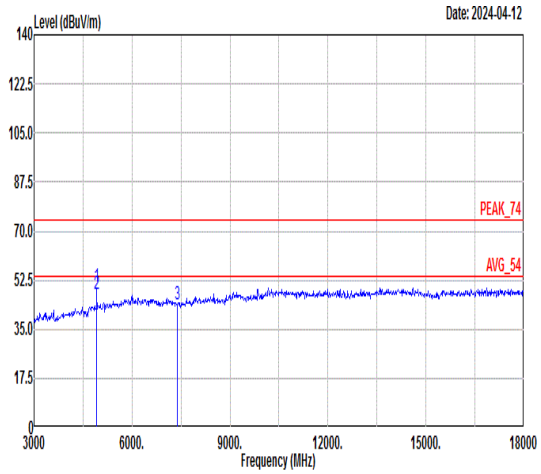 Freq Level Limit Line Margin Read Level Ant Factor Cable Loss Preamp Factor APos TPos Remark MHz dBuV/m dBuV/m dB dBuV dB/m dB dB cm deg 1 4924.00 50.17 74.00 -23.83 70.47 36.02 8.57 64.89 117 292 Peak 2 4924.00 47.56 54.00 -6.44 67.86 36.02 8.57 64.89 117 292 Average 3 7386.00 43.83 74.00 -30.17 61.66 36.85 10.18 64.86 --- --- Peak

Mode	4	
	Band Edge	
	2400-2483.5_802.11g_CH01_2412MHz	
ANT	6	
Pol.	Horizontal	Fundamental
Peak	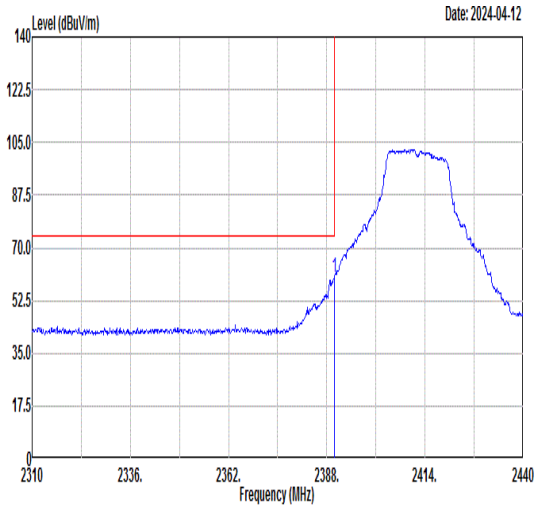 Freq Level Limit Line Margin Read Level Ant Factor Cable Loss Preamp Factor APos TPos Remark 1 2389.95 60.02 74.00 -13.98 57.47 30.72 5.36 33.53 355 52 PEAK	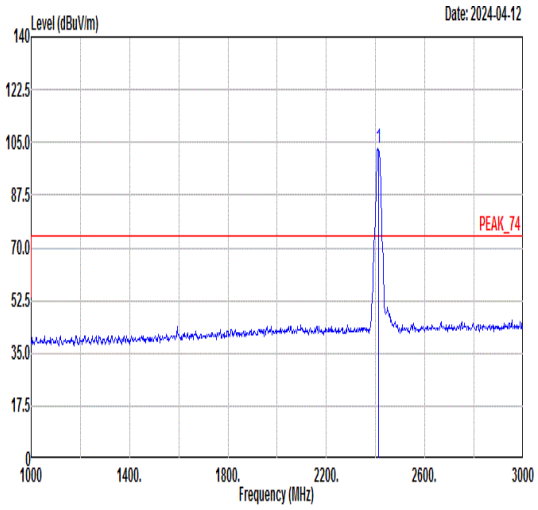 Freq Level Limit Line Margin Read Level Ant Factor Cable Loss Preamp Factor APos TPos Remark 1 2412.00 103.01 ------ ------ 100.46 30.72 5.38 33.55 355 52 PEAK
Avg	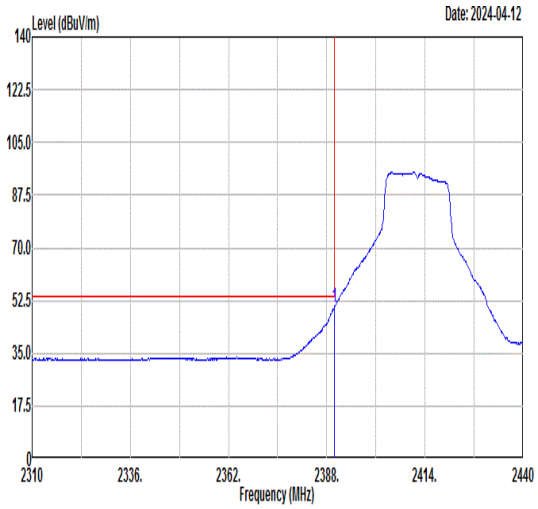 Freq Level Limit Line Margin Read Level Ant Factor Cable Loss Preamp Factor APos TPos Remark 1 2389.95 50.13 54.00 -3.87 47.58 30.72 5.36 33.53 355 52 AVERAGE	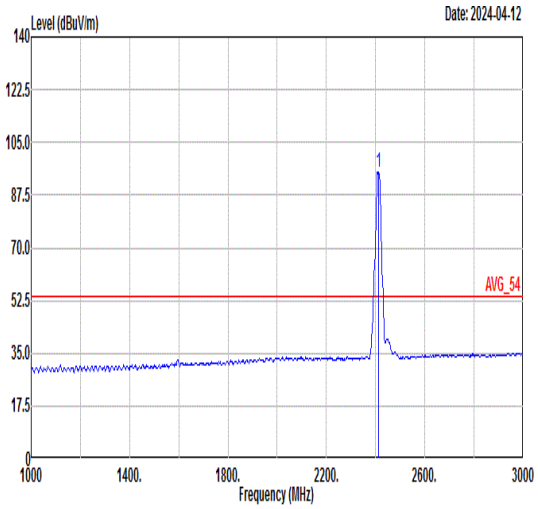 Freq Level Limit Line Margin Read Level Ant Factor Cable Loss Preamp Factor APos TPos Remark 1 2412.00 94.97 ------ ------ 92.42 30.72 5.38 33.55 355 52 AVERAGE

Mode	4	
	Band Edge	
	2400-2483.5_802.11g_CH01_2412MHz	
ANT	6	
Pol.	Vertical	Fundamental
Peak	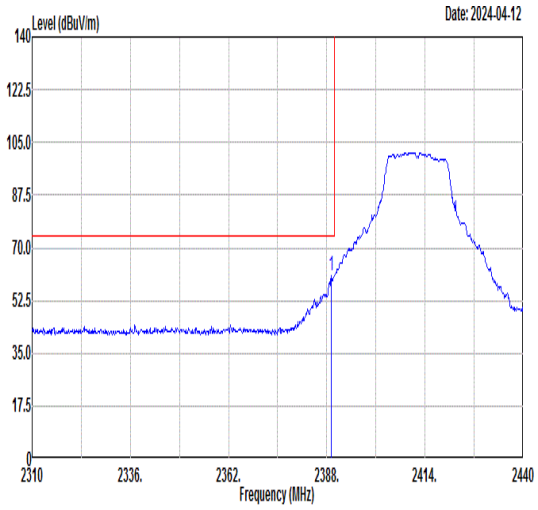 Freq Level Limit Line Margin Read Level Ant Factor Cable Loss Preamp Factor APos TPos Remark MHz dBuV/m dBuV/m dB dBuV dB/m dB dB cm deg 1 2389.17 60.63 74.00 -13.37 58.08 30.72 5.36 33.53 200 86 PEAK	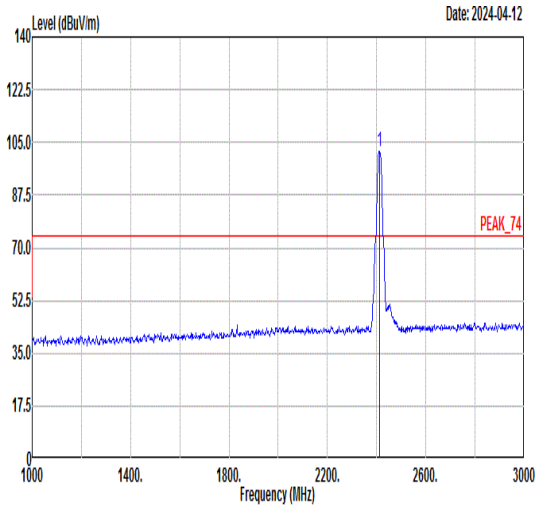 Freq Level Limit Line Margin Read Level Ant Factor Cable Loss Preamp Factor APos TPos Remark MHz dBuV/m dBuV/m dB dBuV dB/m dB dB cm deg 1 2412.00 101.97 ------ ------ 99.42 30.72 5.38 33.55 200 86 PEAK
Avg	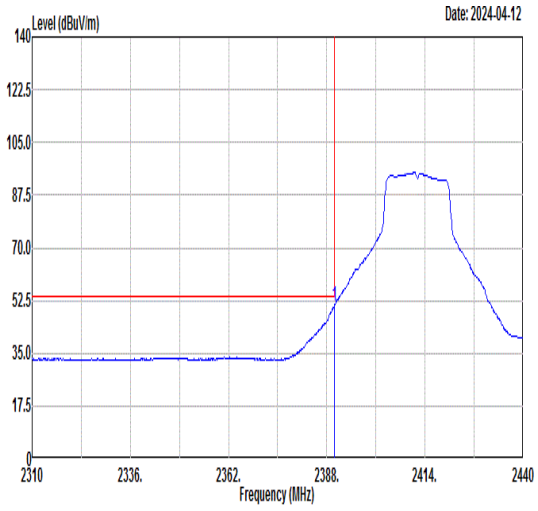 Freq Level Limit Line Margin Read Level Ant Factor Cable Loss Preamp Factor APos TPos Remark MHz dBuV/m dBuV/m dB dBuV dB/m dB dB cm deg 1 2389.95 50.72 54.00 -3.28 48.17 30.72 5.36 33.53 200 86 AVERAGE	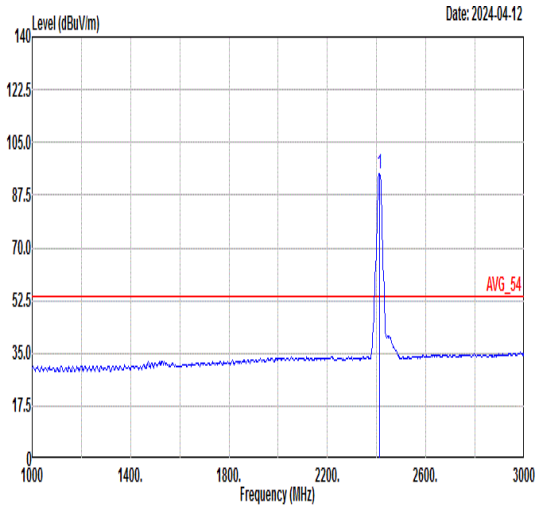 Freq Level Limit Line Margin Read Level Ant Factor Cable Loss Preamp Factor APos TPos Remark MHz dBuV/m dBuV/m dB dBuV dB/m dB dB cm deg 1 2412.00 94.77 ------ ------ 92.22 30.72 5.38 33.55 200 86 AVERAGE

Mode	4	
	Harmonic	
	2400-2483.5_802.11g_CH01_2412MHz	
ANT	6	
Pol.	Horizontal	Vertical
Peak Avg	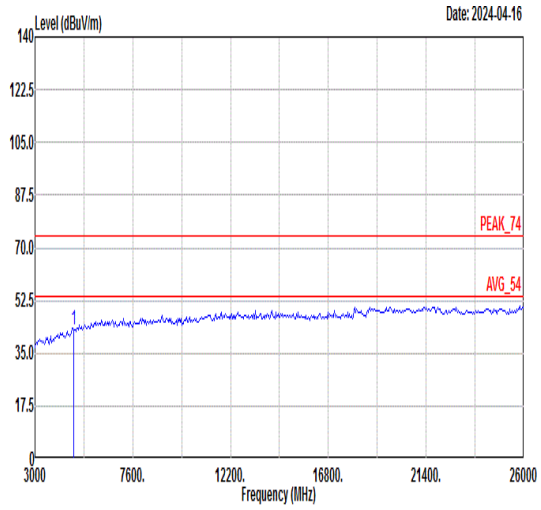 Freq Level Limit Line Margin Read Level Ant Factor Cable Loss Preamp Factor APos TPos Remark MHz dBuV/m dBuV/m dB dBuV dB/m dB dB cm deg 1 4824.00 43.04 74.00 -30.96 63.23 35.78 8.88 64.85 --- --- Peak	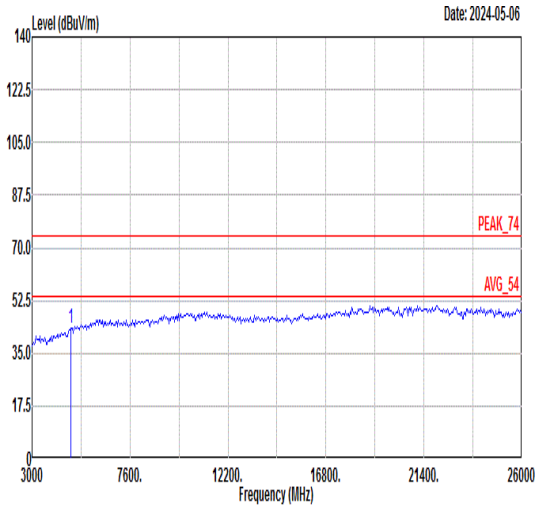 Freq Level Limit Line Margin Read Level Ant Factor Cable Loss Preamp Factor APos TPos Remark MHz dBuV/m dBuV/m dB dBuV dB/m dB dB cm deg 1 4824.00 43.55 74.00 -30.45 63.74 35.78 8.88 64.85 --- --- Peak

Mode	5	
	Harmonic	
	2400-2483.5_802.11g_CH06_2437MHz	
ANT	6	
Pol.	Horizontal	Vertical
Peak Avg	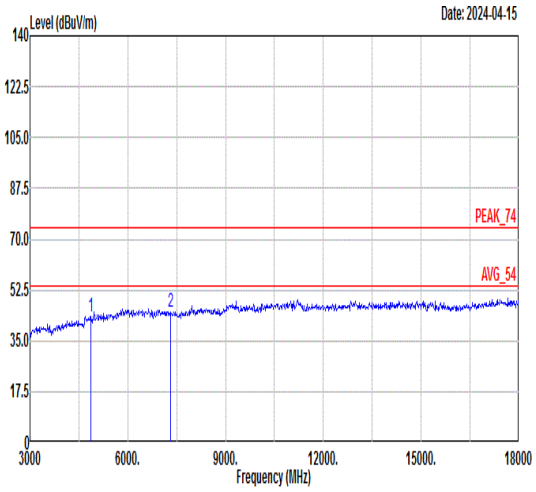 Freq Level Limit Line Margin Read Level Ant Factor Cable Loss Preamp Factor APos TPos Remark MHz dBuV/m dBuV/m dB dBuV dB/m dB dB cm deg 1 4874.00 43.42 74.00 -30.58 63.67 35.90 8.72 64.87 --- --- Peak 2 7311.00 44.93 74.00 -29.07 62.73 36.88 10.18 64.86 --- --- Peak	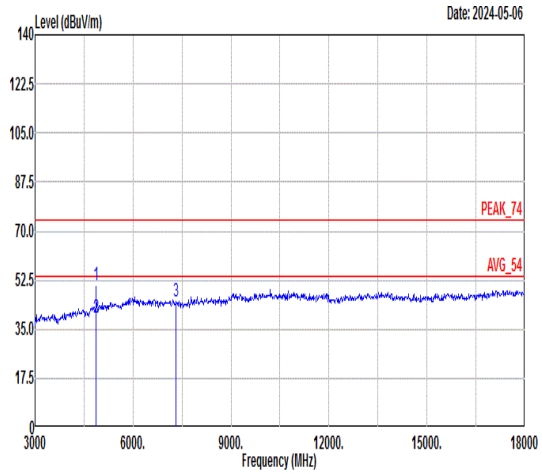 Freq Level Limit Line Margin Read Level Ant Factor Cable Loss Preamp Factor APos TPos Remark MHz dBuV/m dBuV/m dB dBuV dB/m dB dB cm deg 1 4874.00 50.78 74.00 -23.22 71.03 35.90 8.72 64.87 250 267 Peak 2 4874.00 38.86 54.00 -15.14 59.11 35.90 8.72 64.87 250 267 Average 3 7311.00 44.77 74.00 -29.23 62.57 36.88 10.18 64.86 --- --- Peak

Mode	6	
	Band Edge	
	2400-2483.5_802.11g_CH11_2462MHz	
ANT	6	
Pol.	Horizontal	Fundamental
Peak	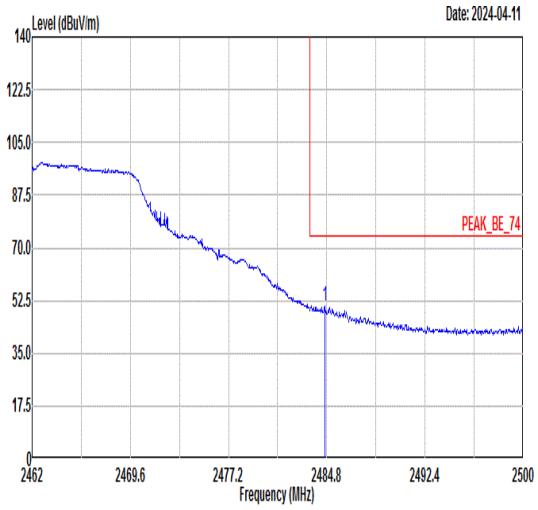 Freq Level Limit Line Margin (dB) Read Level Ant Factor Cable Loss Preamp Factor APos TPos Remark 1 2484.65 50.77 74.00 -23.23 48.20 30.70 5.46 33.59 100 53 PEAK	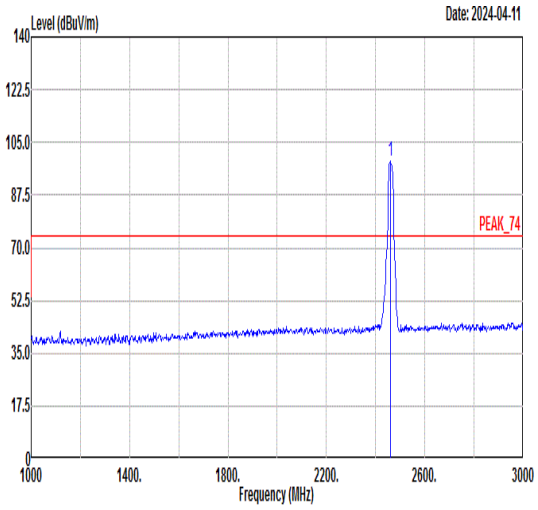 Freq Level Limit Line Margin (dB) Read Level Ant Factor Cable Loss Preamp Factor APos TPos Remark 1 2462.00 98.56 ------ ------ 96.00 30.71 5.43 33.58 100 53 PEAK
Avg	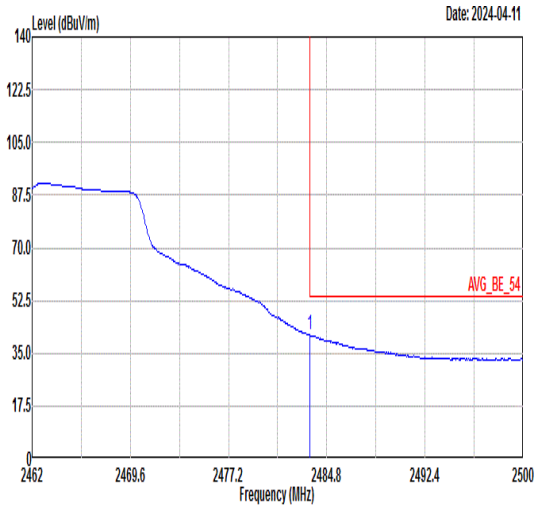 Freq Level Limit Line Margin (dB) Read Level Ant Factor Cable Loss Preamp Factor APos TPos Remark 1 2483.51 40.98 54.00 -13.02 38.41 30.70 5.46 33.59 100 53 AVERAGE	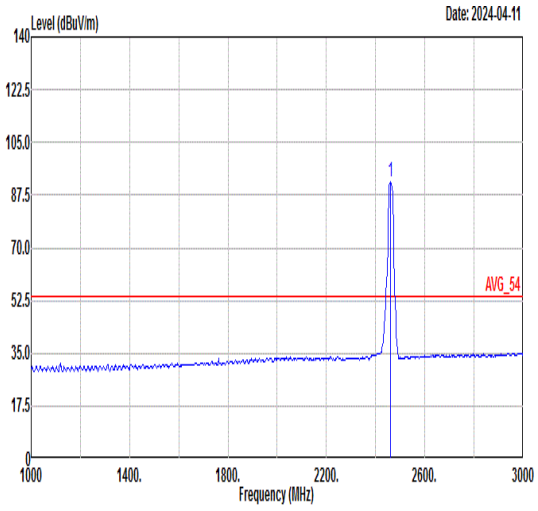 Freq Level Limit Line Margin (dB) Read Level Ant Factor Cable Loss Preamp Factor APos TPos Remark 1 2462.00 91.97 ------ ------ 89.40 30.71 5.44 33.58 100 53 AVERAGE

Mode	6	
	Band Edge	
	2400-2483.5_802.11g_CH11_2462MHz	
ANT	6	
Pol.	Vertical	Fundamental
Peak	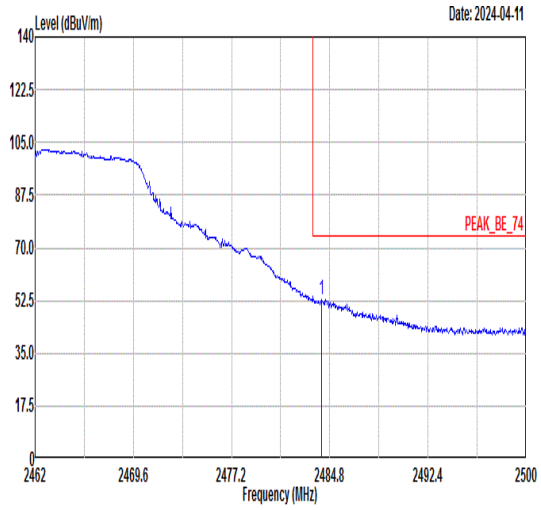 Freq Level Limit Line Margin (dB) Read Level Ant Factor Cable Loss Preamp Factor APos TPos Remark 1 2484.19 52.85 74.00 -21.15 50.28 30.70 5.46 33.59 142 92 PEAK	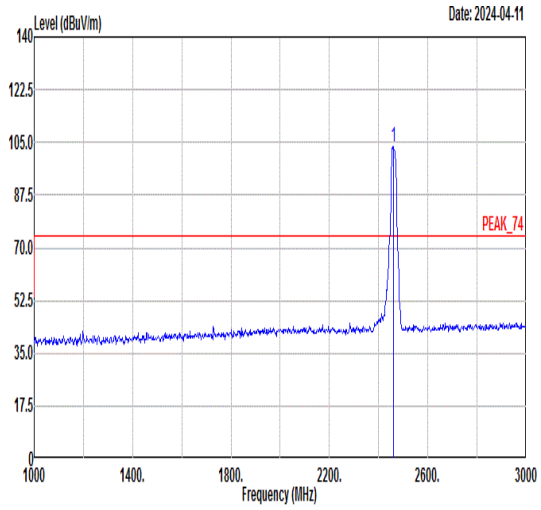 Freq Level Limit Line Margin (dB) Read Level Ant Factor Cable Loss Preamp Factor APos TPos Remark 1 2462.00 103.65 ------ ------ 101.09 30.71 5.43 33.58 142 92 PEAK
Avg	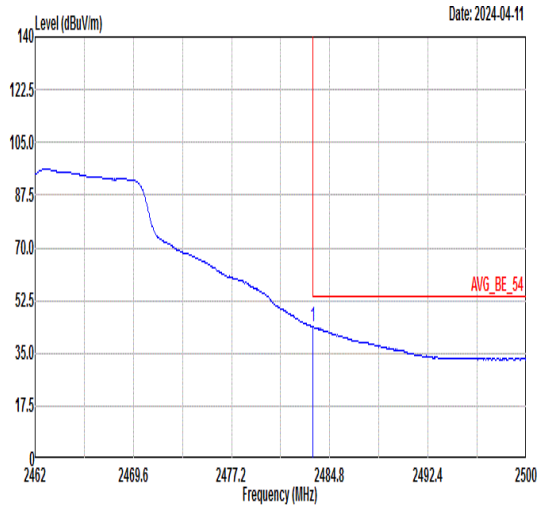 Freq Level Limit Line Margin (dB) Read Level Ant Factor Cable Loss Preamp Factor APos TPos Remark 1 2483.51 43.59 54.00 -10.41 41.02 30.70 5.46 33.59 142 92 AVERAGE	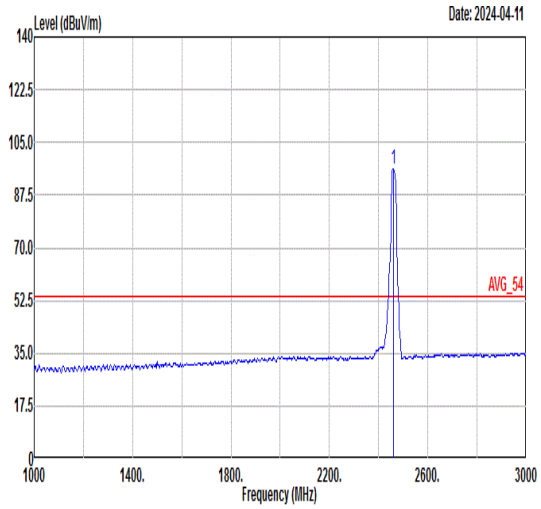 Freq Level Limit Line Margin (dB) Read Level Ant Factor Cable Loss Preamp Factor APos TPos Remark 1 2462.00 96.30 ------ ------ 93.74 30.71 5.43 33.58 142 92 AVERAGE

Mode	6	
	Harmonic	
	2400-2483.5_802.11g_CH11_2462MHz	
ANT	6	
Pol.	Horizontal	Vertical
Peak Avg	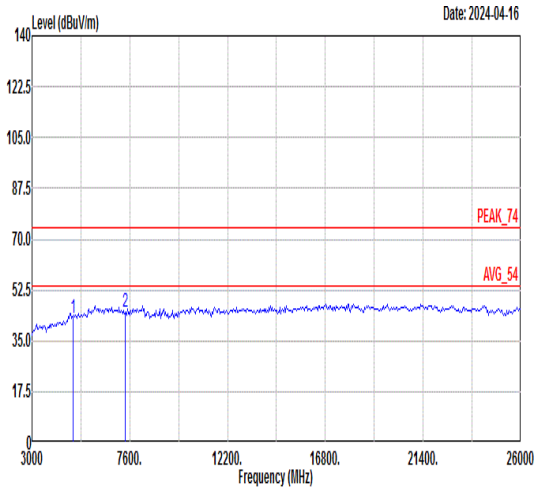 Freq Level Limit Line Margin Read Level Ant Factor Cable Loss Preamp Factor APos TPos Remark MHz dBuV/m dBuV/m dB dBuV dB/m dB dB cm deg 1 4924.00 42.83 74.00 -31.17 63.13 36.02 8.57 64.89 --- --- Peak 2 7386.00 44.65 74.00 -29.35 62.48 36.85 10.18 64.86 --- --- Peak	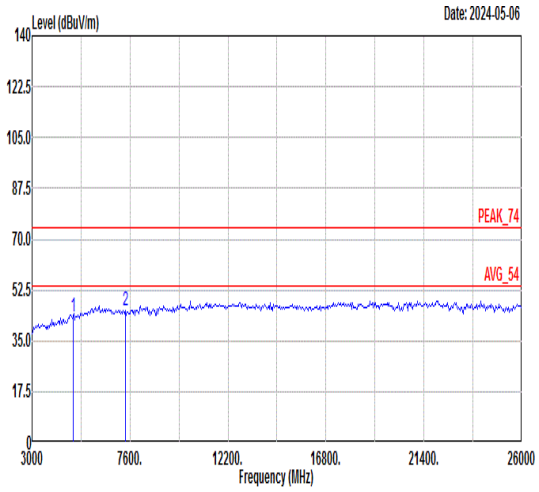 Freq Level Limit Line Margin Read Level Ant Factor Cable Loss Preamp Factor APos TPos Remark MHz dBuV/m dBuV/m dB dBuV dB/m dB dB cm deg 1 4924.00 43.57 74.00 -30.43 63.87 36.02 8.57 64.89 --- --- Peak 2 7386.00 45.29 74.00 -28.71 63.12 36.85 10.18 64.86 --- --- Peak

Mode	7	
	Band Edge	
	2400-2483.5_802.11n HT20_CH01_2412MHz	
ANT	6	
Pol.	Horizontal	Fundamental
Peak	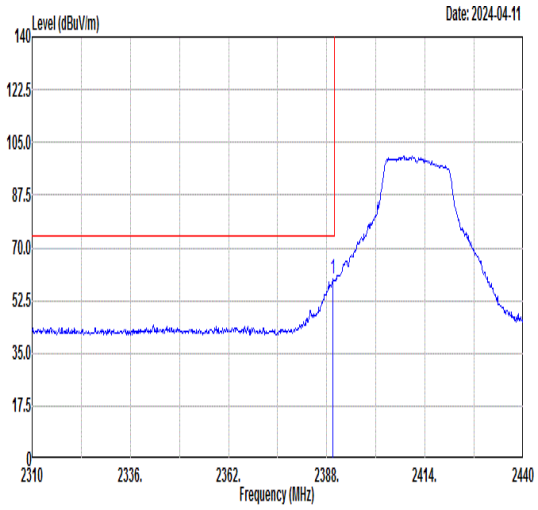 Freq Level Limit Line Margin Read Level Ant Factor Cable Loss Preamp Factor APos TPos Remark MHz dBuV/m dBuV/m dB dBuV dB/m dB dB cm deg 1 2389.69 59.84 74.00 -14.16 57.29 30.72 5.36 33.53 354 51 PEAK	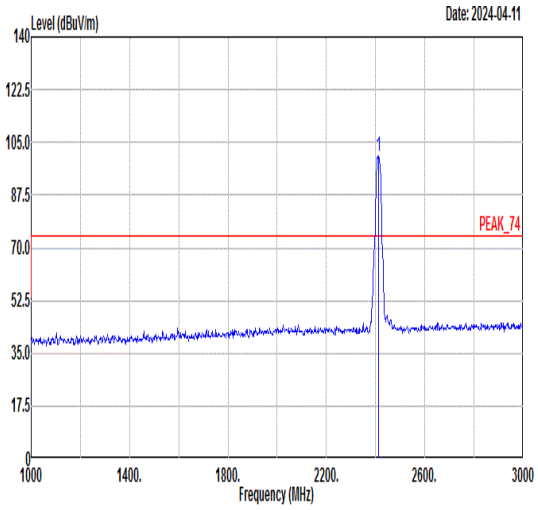 Freq Level Limit Line Margin Read Level Ant Factor Cable Loss Preamp Factor APos TPos Remark MHz dBuV/m dBuV/m dB dBuV dB/m dB dB cm deg 1 2412.00 100.50 ------ ------ 97.95 30.72 5.38 33.55 354 51 PEAK
Avg	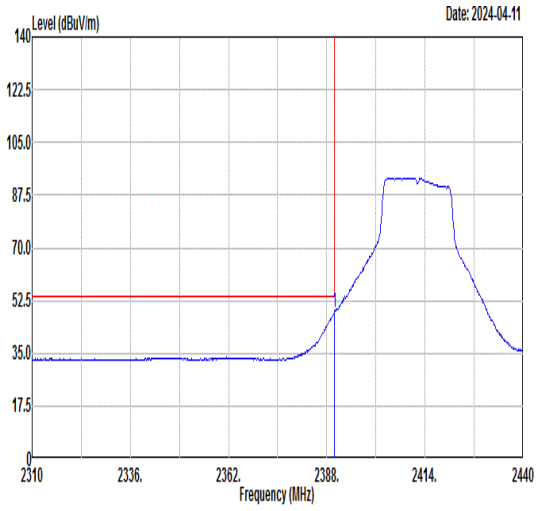 Freq Level Limit Line Margin Read Level Ant Factor Cable Loss Preamp Factor APos TPos Remark MHz dBuV/m dBuV/m dB dBuV dB/m dB dB cm deg 1 2389.95 48.55 54.00 -5.45 46.00 30.72 5.36 33.53 354 51 AVERAGE	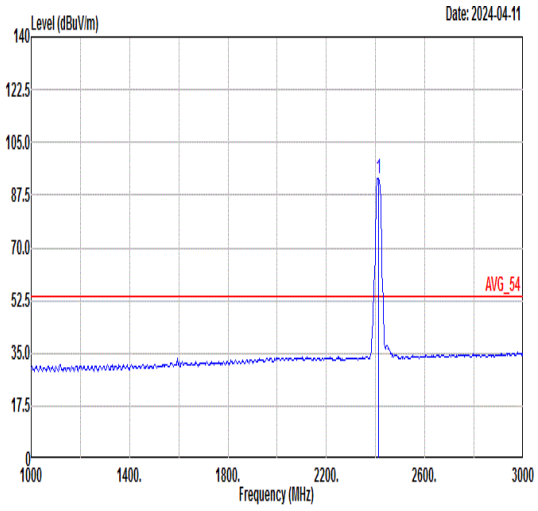 Freq Level Limit Line Margin Read Level Ant Factor Cable Loss Preamp Factor APos TPos Remark MHz dBuV/m dBuV/m dB dBuV dB/m dB dB cm deg 1 2412.00 93.12 ------ ------ 90.57 30.72 5.38 33.55 354 51 AVERAGE

Mode	7	
	Band Edge	
	2400-2483.5_802.11n HT20_CH01_2412MHz	
ANT	6	
Pol.	Vertical	Fundamental
Peak	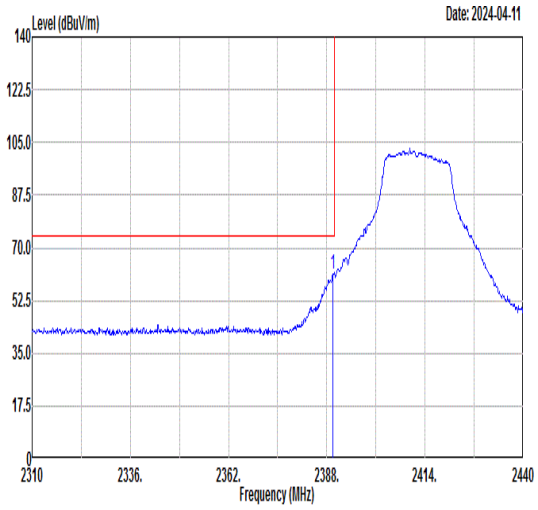 Freq Level Limit Line Margin Read Level Ant Factor Cable Loss Preamp Factor APos TPos Remark MHz dBuV/m dBuV/m dB dBuV dB/m dB dB cm deg 1 2389.56 61.26 74.00 -12.74 58.71 30.72 5.36 33.53 100 69 PEAK	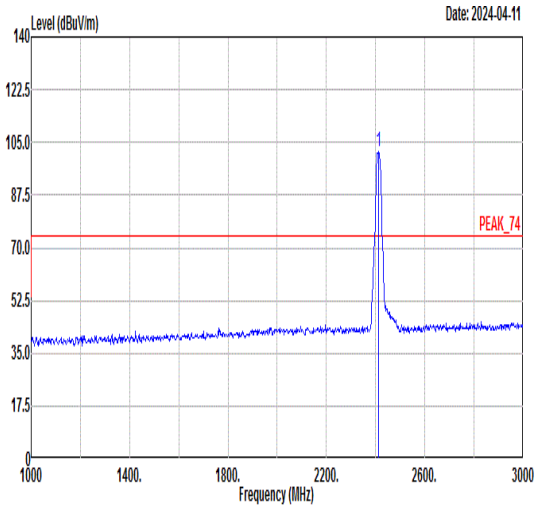 Freq Level Limit Line Margin Read Level Ant Factor Cable Loss Preamp Factor APos TPos Remark MHz dBuV/m dBuV/m dB dBuV dB/m dB dB cm deg 1 2412.00 101.89 ------ ------ 99.34 30.72 5.38 33.55 100 69 PEAK
Avg	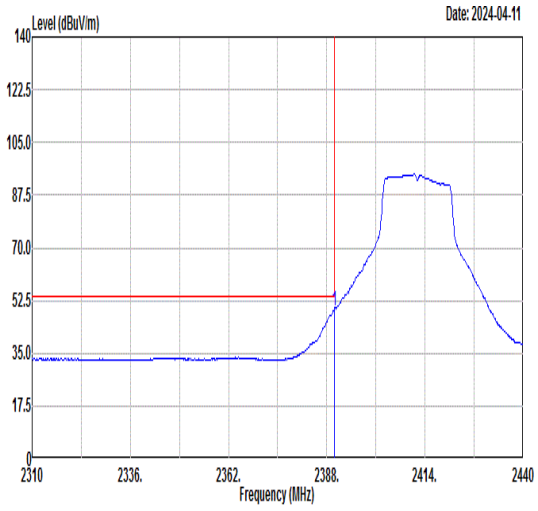 Freq Level Limit Line Margin Read Level Ant Factor Cable Loss Preamp Factor APos TPos Remark MHz dBuV/m dBuV/m dB dBuV dB/m dB dB cm deg 1 2389.95 49.38 54.00 -4.62 46.83 30.72 5.36 33.53 100 69 AVERAGE	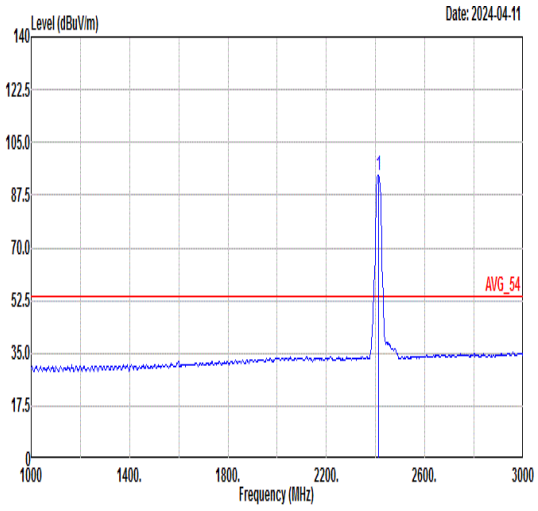 Freq Level Limit Line Margin Read Level Ant Factor Cable Loss Preamp Factor APos TPos Remark MHz dBuV/m dBuV/m dB dBuV dB/m dB dB cm deg 1 2412.00 94.22 ------ ------ 91.67 30.72 5.38 33.55 100 69 AVERAGE

Mode	7	
	Harmonic	
	2400-2483.5_802.11n HT20_CH01_2412MHz	
ANT	6	
Pol.	Horizontal	Vertical
Peak Avg	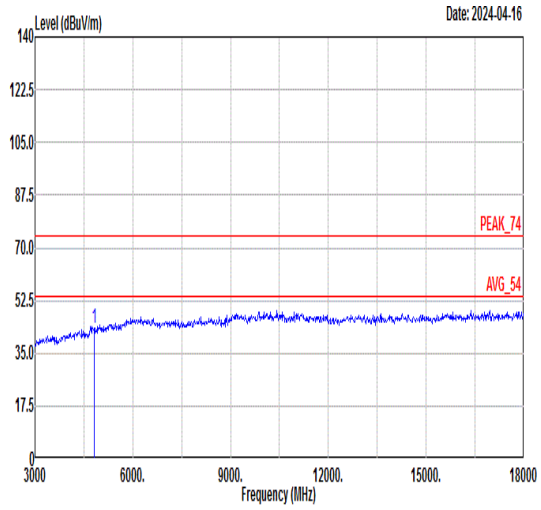 Freq Level Limit Line Margin Read Level Ant Factor Cable Loss Preamp Factor APos TPos Remark MHz dBuV/m dBuV/m dB dBuV dB/m dB dB cm deg 1 4824.00 43.39 74.00 -30.61 63.58 35.78 8.88 64.85 --- --- Peak	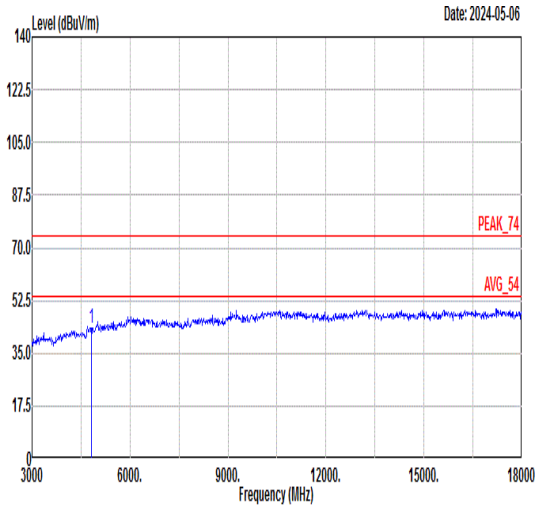 Freq Level Limit Line Margin Read Level Ant Factor Cable Loss Preamp Factor APos TPos Remark MHz dBuV/m dBuV/m dB dBuV dB/m dB dB cm deg 1 4824.00 43.48 74.00 -30.52 63.67 35.78 8.88 64.85 --- --- Peak

Mode	8	
	Harmonic	
	2400-2483.5_802.11n HT20_CH06_2437MHz	
ANT	6	
Pol.	Horizontal	Vertical
Peak Avg	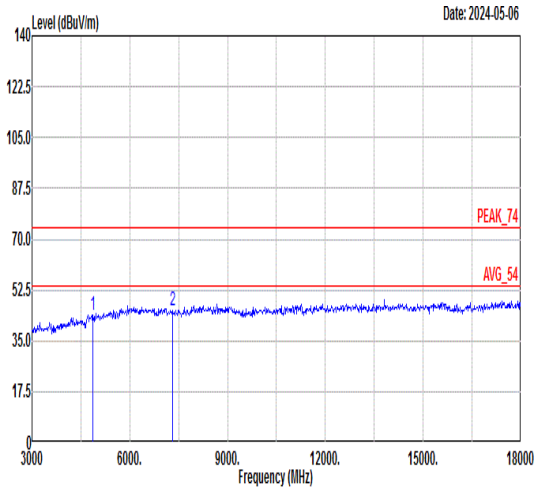 Freq Level Limit Line Margin Read Level Ant Factor Cable Loss Preamp Factor APos TPos Remark MHz dBuV/m dBuV/m dB dBuV dB/m dB dB cm deg 1 4874.00 44.05 74.00 -29.95 64.30 35.90 8.72 64.87 --- --- Peak 2 7311.00 45.31 74.00 -28.69 63.11 36.88 10.18 64.86 --- --- Peak	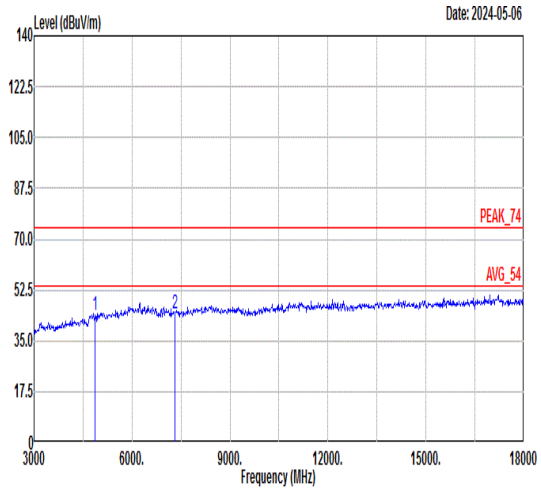 Freq Level Limit Line Margin Read Level Ant Factor Cable Loss Preamp Factor APos TPos Remark MHz dBuV/m dBuV/m dB dBuV dB/m dB dB cm deg 1 4874.00 44.02 74.00 -29.98 64.27 35.90 8.72 64.87 --- --- Peak 2 7311.00 44.49 74.00 -29.51 62.29 36.88 10.18 64.86 --- --- Peak

Mode	9	
	Band Edge	
	2400-2483.5_802.11n HT20_CH11_2462MHz	
ANT	6	
Pol.	Horizontal	Fundamental
Peak	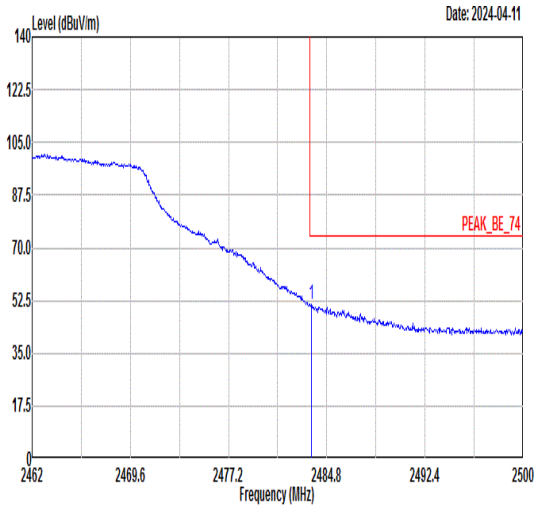 Freq Level Limit Line Margin Read Level Ant Factor Cable Loss Preamp Factor APos TPos Remark MHz dBuV/m dBuV/m dB dBuV dB/m dB dB cm deg 1 2483.58 51.49 74.00 -22.51 48.92 30.70 5.46 33.59 300 57 PEAK	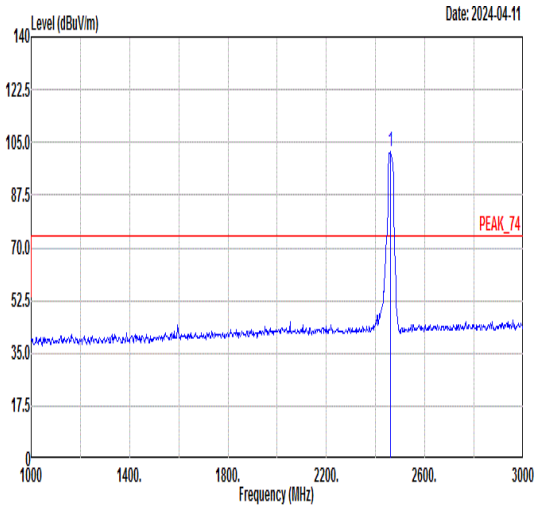 Freq Level Limit Line Margin Read Level Ant Factor Cable Loss Preamp Factor APos TPos Remark MHz dBuV/m dBuV/m dB dBuV dB/m dB dB cm deg 1 2462.00 101.73 ------ ------ 99.16 30.71 5.44 33.58 300 57 PEAK
Avg	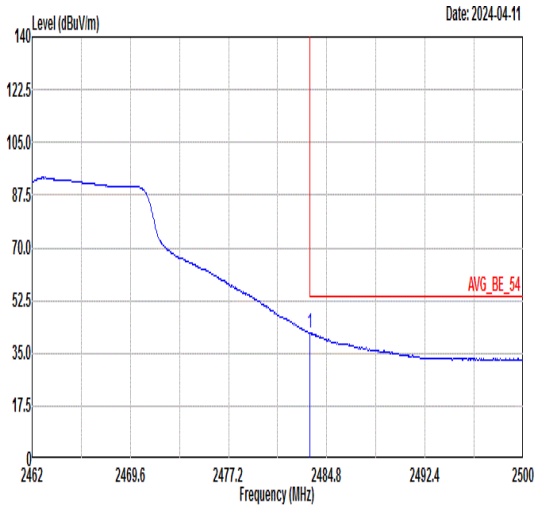 Freq Level Limit Line Margin Read Level Ant Factor Cable Loss Preamp Factor APos TPos Remark MHz dBuV/m dBuV/m dB dBuV dB/m dB dB cm deg 1 2483.51 41.77 54.00 -12.23 39.20 30.70 5.46 33.59 300 57 AVERAGE	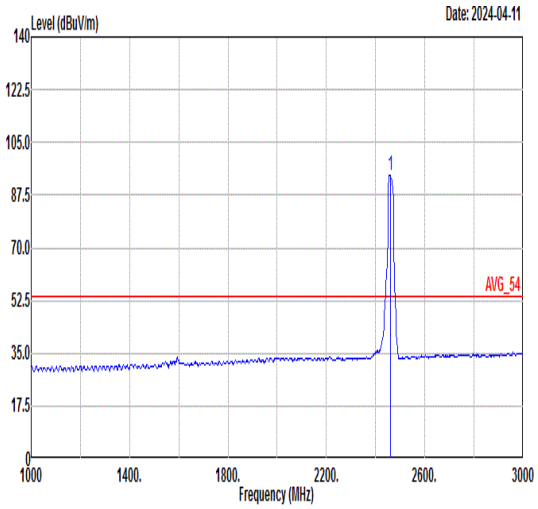 Freq Level Limit Line Margin Read Level Ant Factor Cable Loss Preamp Factor APos TPos Remark MHz dBuV/m dBuV/m dB dBuV dB/m dB dB cm deg 1 2462.00 94.12 ------ ------ 91.55 30.71 5.44 33.58 300 57 AVERAGE

Mode	9	
	Band Edge	
	2400-2483.5_802.11n HT20_CH11_2462MHz	
ANT	6	
Pol.	Vertical	Fundamental
Peak	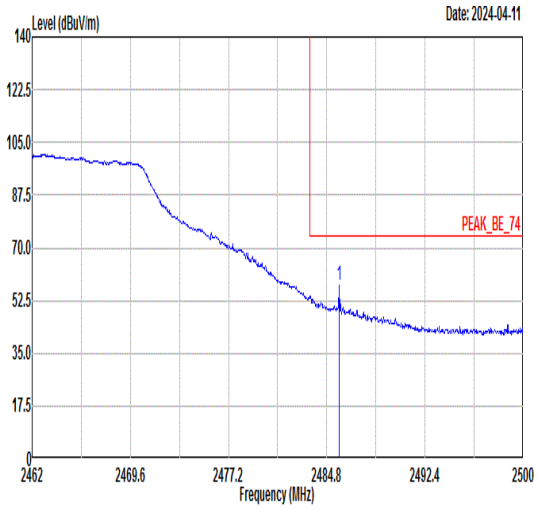 Freq Level Limit Line Margin Read Level Ant Factor Cable Loss Preamp Factor APos TPos Remark 1 2485.79 57.82 74.00 -16.18 55.25 30.70 5.46 33.59 100 101 PEAK	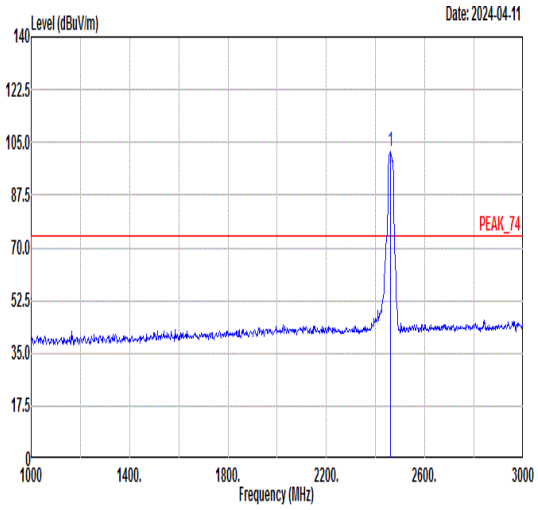 Freq Level Limit Line Margin Read Level Ant Factor Cable Loss Preamp Factor APos TPos Remark 1 2462.00 101.73 ------ ------ 99.17 30.71 5.43 33.58 100 101 PEAK
Avg	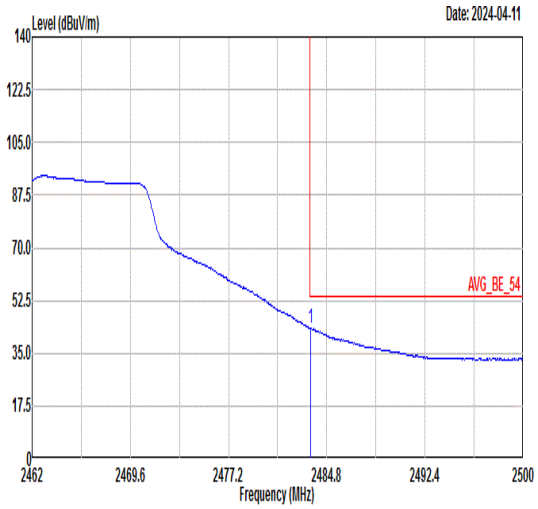 Freq Level Limit Line Margin Read Level Ant Factor Cable Loss Preamp Factor APos TPos Remark 1 2483.55 43.44 54.00 -10.56 40.87 30.70 5.46 33.59 100 101 AVERAGE	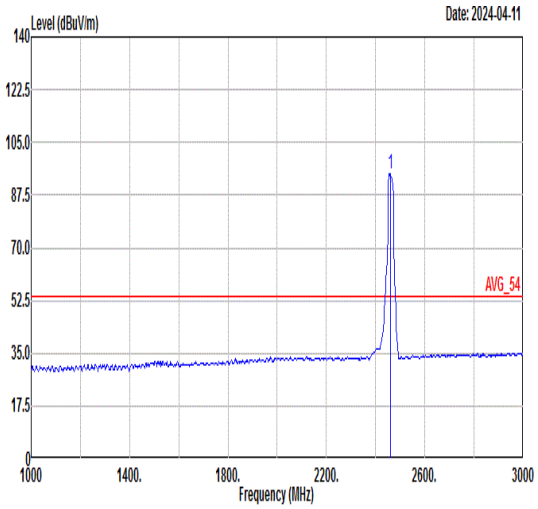 Freq Level Limit Line Margin Read Level Ant Factor Cable Loss Preamp Factor APos TPos Remark 1 2462.00 94.45 ------ ------ 91.88 30.71 5.43 33.57 100 101 AVERAGE

Mode	9	
	Harmonic	
	2400-2483.5_802.11n HT20_CH11_2462MHz	
ANT	6	
Pol.	Horizontal	Vertical
Peak Avg	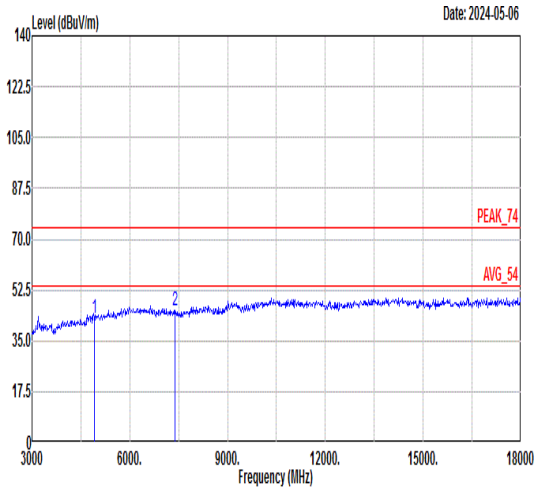 Freq Level Limit Line Margin Read Level Ant Factor Cable Loss Preamp Factor APos TPos Remark MHz dBuV/m dBuV/m dB dBuV dB/m dB dB cm deg 1 4924.00 42.66 74.00 -31.34 62.96 36.02 8.57 64.89 --- --- Peak 2 7386.00 45.18 74.00 -28.82 63.01 36.85 10.18 64.86 --- --- Peak	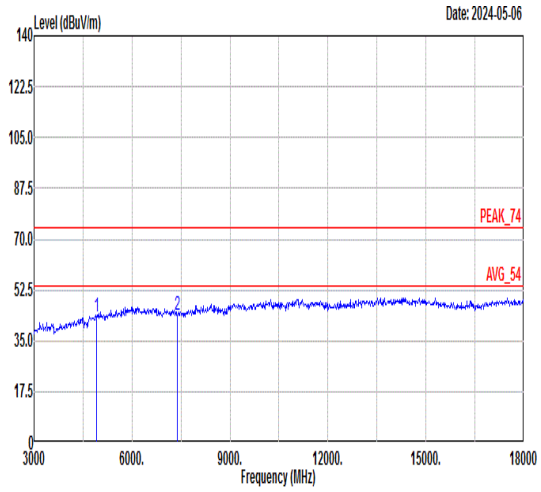 Freq Level Limit Line Margin Read Level Ant Factor Cable Loss Preamp Factor APos TPos Remark MHz dBuV/m dBuV/m dB dBuV dB/m dB dB cm deg 1 4924.00 43.55 74.00 -30.45 63.85 36.02 8.57 64.89 --- --- Peak 2 7386.00 44.04 74.00 -29.96 61.87 36.85 10.18 64.86 --- --- Peak

Mode	10	
	Band Edge - L	
	2400-2483.5_802.11n HT40_CH03_2422MHz	
ANT	6	
Pol.	Horizontal	Fundamental
Peak	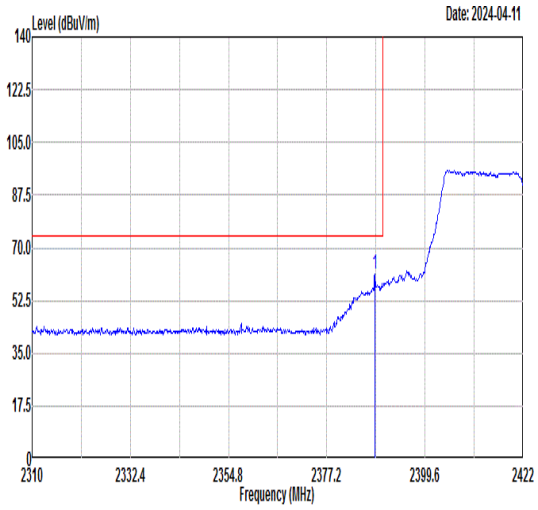 Freq Level Limit Line Margin Read Level Ant Factor Cable Loss Preamp Factor APos TPos Remark MHz dBuV/m dBuV/m dB dBuV dB/m dB dB cm deg 1 2388.18 61.14 74.00 -12.86 58.59 30.72 5.36 33.53 354 52 PEAK	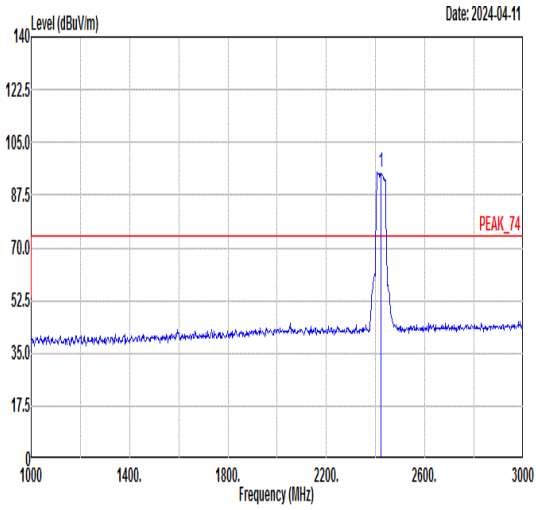 Freq Level Limit Line Margin Read Level Ant Factor Cable Loss Preamp Factor APos TPos Remark MHz dBuV/m dBuV/m dB dBuV dB/m dB dB cm deg 1 2422.00 95.18 ------ ------ 92.63 30.72 5.37 33.54 354 52 PEAK
Avg	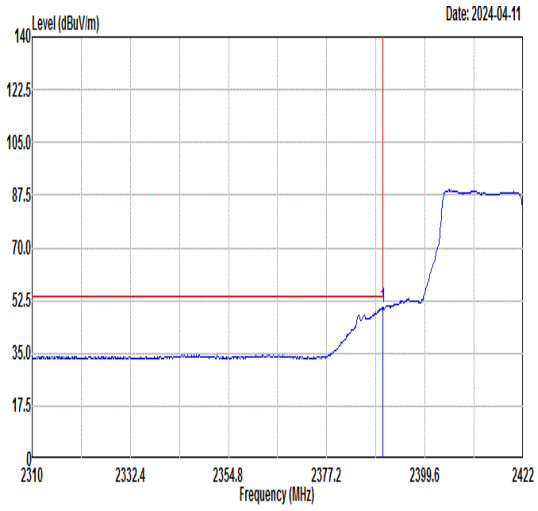 Freq Level Limit Line Margin Read Level Ant Factor Cable Loss Preamp Factor APos TPos Remark MHz dBuV/m dBuV/m dB dBuV dB/m dB dB cm deg 1 2389.97 49.98 54.00 -4.02 47.43 30.72 5.36 33.53 354 52 AVERAGE	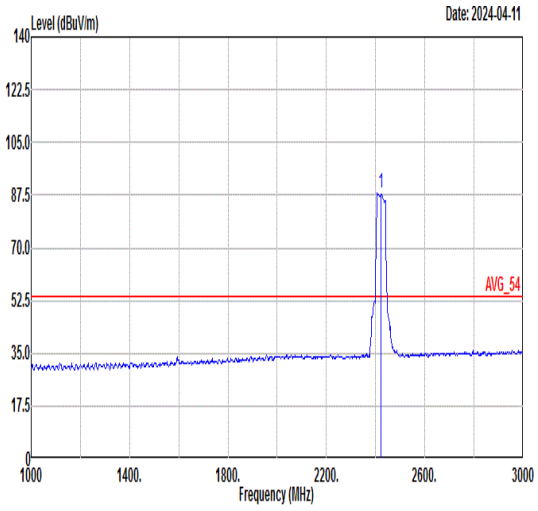 Freq Level Limit Line Margin Read Level Ant Factor Cable Loss Preamp Factor APos TPos Remark MHz dBuV/m dBuV/m dB dBuV dB/m dB dB cm deg 1 2422.00 88.08 ------ ------ 85.53 30.72 5.37 33.54 354 52 AVERAGE

Mode	10	
	Band Edge - R	
	2400-2483.5_802.11n HT40_CH03_2422MHz	
ANT	6	
Pol.	Horizontal	Fundamental
Peak	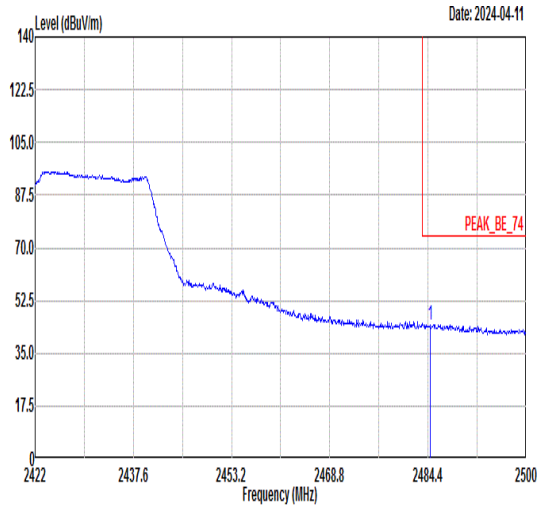 Freq Level Limit Line Margin Read Level Ant Factor Cable Loss Preamp Factor APos TPos Remark MHz dBuV/m dBuV/m dB dBuV dB/m dB dB cm deg 1 2484.71 44.54 74.00 -29.46 41.97 30.70 5.46 33.59 354 52 PEAK	Blank
Avg	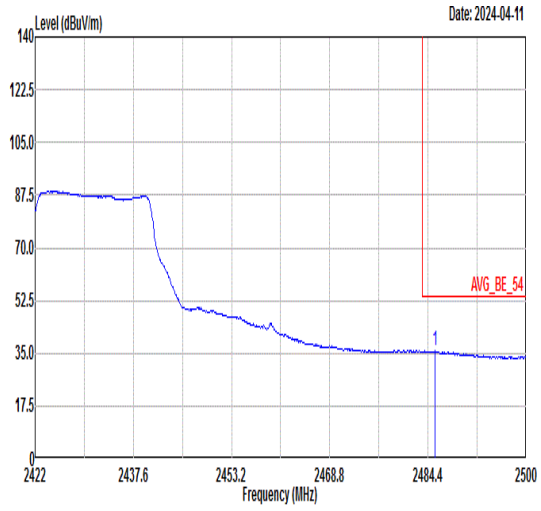 Freq Level Limit Line Margin Read Level Ant Factor Cable Loss Preamp Factor APos TPos Remark MHz dBuV/m dBuV/m dB dBuV dB/m dB dB cm deg 1 2485.49 35.85 54.00 -18.15 33.28 30.70 5.46 33.59 354 52 AVERAGE	Blank

Mode	10	
	Band Edge - L	
	2400-2483.5_802.11n HT40_CH03_2422MHz	
ANT	6	
Pol.	Vertical	Fundamental
Peak	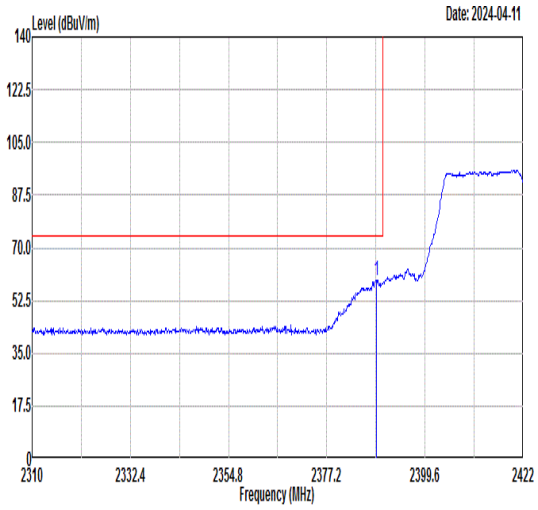 Freq Level Limit Line Margin Read Level Ant Factor Cable Loss Preamp Factor APos TPos Remark MHz dBuV/m dBuV/m dB dBuV dB/m dB dB cm deg 1 2388.51 59.30 74.00 -14.70 56.75 30.72 5.36 33.53 200 88 PEAK	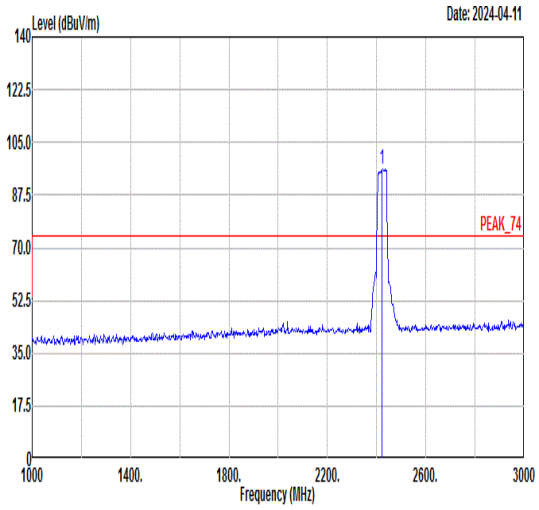 Freq Level Limit Line Margin Read Level Ant Factor Cable Loss Preamp Factor APos TPos Remark MHz dBuV/m dBuV/m dB dBuV dB/m dB dB cm deg 1 2422.00 96.37 ------ ------ 93.83 30.71 5.39 33.56 200 88 PEAK
Avg	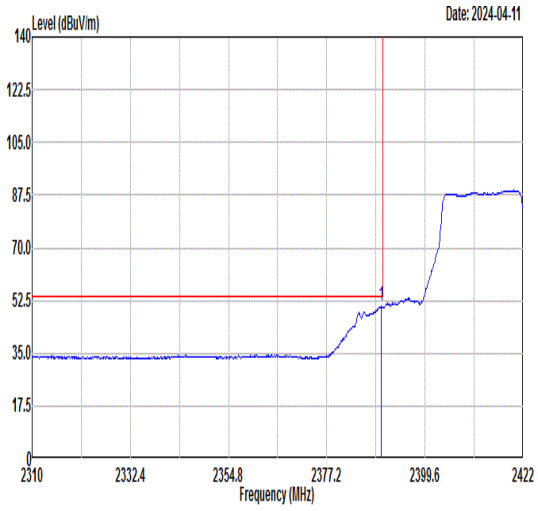 Freq Level Limit Line Margin Read Level Ant Factor Cable Loss Preamp Factor APos TPos Remark MHz dBuV/m dBuV/m dB dBuV dB/m dB dB cm deg 1 2389.63 50.56 54.00 -3.44 48.01 30.72 5.36 33.53 200 88 AVERAGE	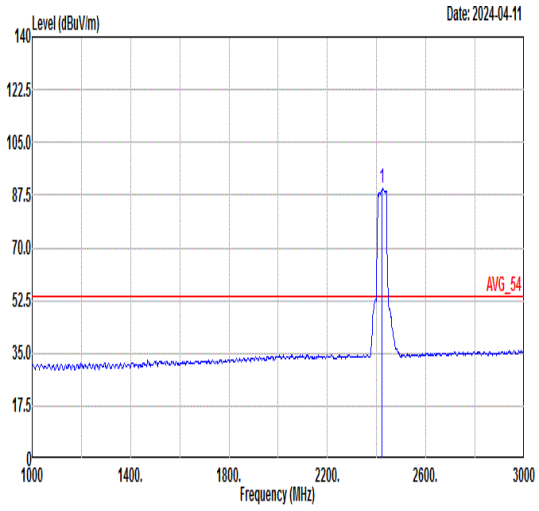 Freq Level Limit Line Margin Read Level Ant Factor Cable Loss Preamp Factor APos TPos Remark MHz dBuV/m dBuV/m dB dBuV dB/m dB dB cm deg 1 2422.00 89.72 ------ ------ 87.18 30.71 5.39 33.56 200 88 AVERAGE

Mode	10	
	Band Edge - R	
	2400-2483.5_802.11n HT40_CH03_2422MHz	
ANT	6	
Pol.	Vertical	Fundamental
Peak	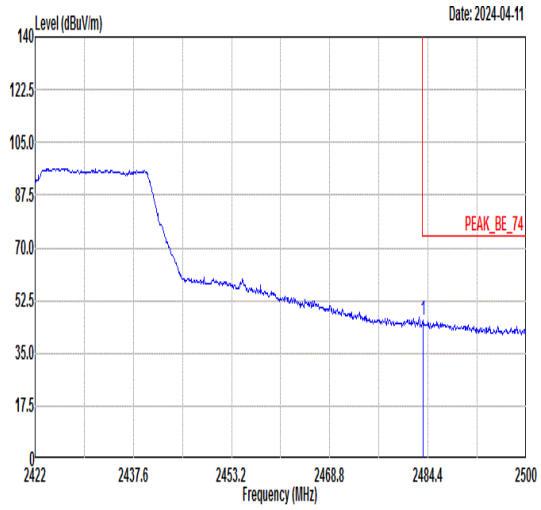 Freq Level Limit Line Margin Read Level Ant Factor Cable Loss Preamp Factor APos TPos Remark MHz dBuV/m dBuV/m dB dBuV dB/m dB dB cm deg 1 2483.62 46.10 74.00 -27.90 43.53 30.70 5.46 33.59 200 88 PEAK	Blank
Avg	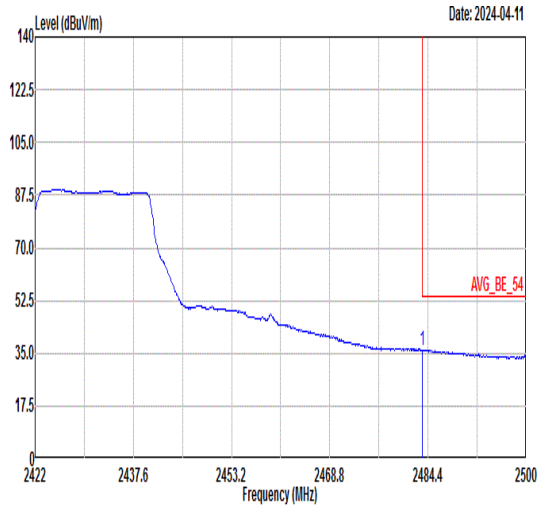 Freq Level Limit Line Margin Read Level Ant Factor Cable Loss Preamp Factor APos TPos Remark MHz dBuV/m dBuV/m dB dBuV dB/m dB dB cm deg 1 2483.54 36.17 54.00 -17.83 33.60 30.70 5.46 33.59 200 88 AVERAGE	Blank

Mode	10	
	Harmonic	
	2400-2483.5_802.11n HT40_CH03_2422MHz	
ANT	6	
Pol.	Horizontal	Vertical
Peak Avg	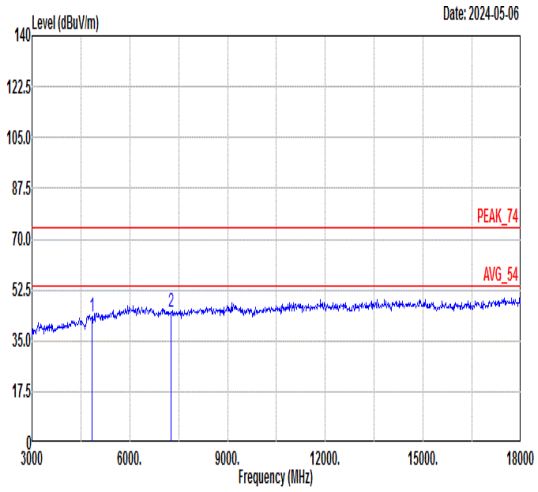 Freq Level Limit Line Margin Read Level Ant Factor Cable Loss Preamp Factor APos TPos Remark MHz dBuV/m dBuV/m dB dBuV dB/m dB dB cm deg 1 4844.00 43.12 74.00 -30.88 63.34 35.83 8.81 64.86 --- --- Peak 2 7266.00 45.02 74.00 -28.98 62.81 36.89 10.18 64.86 --- --- Peak	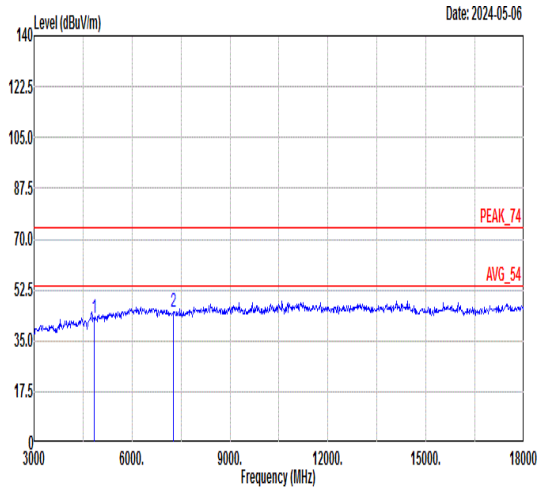 Freq Level Limit Line Margin Read Level Ant Factor Cable Loss Preamp Factor APos TPos Remark MHz dBuV/m dBuV/m dB dBuV dB/m dB dB cm deg 1 4844.00 42.86 74.00 -31.14 63.08 35.83 8.81 64.86 --- --- Peak 2 7266.00 44.73 74.00 -29.27 62.52 36.89 10.18 64.86 --- --- Peak

Mode	11	
	Harmonic	
	2400-2483.5_802.11n HT40_CH06_2437MHz	
ANT	6	
Pol.	Horizontal	Vertical
Peak Avg	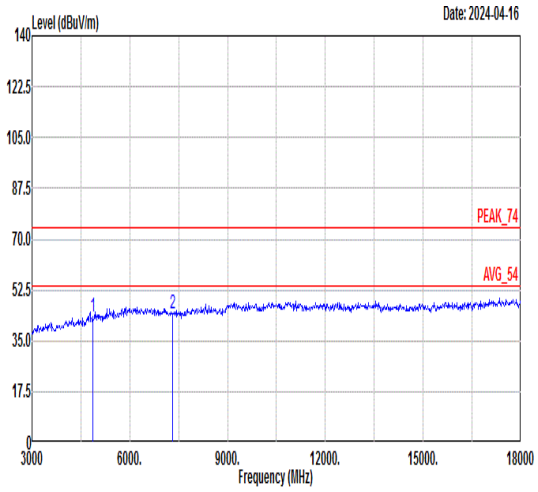 Freq Level Limit Line Margin Read Level Ant Factor Cable Loss Preamp Factor APos TPos Remark MHz dBuV/m dBuV/m dB dBuV dB/m dB dB cm deg 1 4874.00 43.28 74.00 -30.72 63.53 35.90 8.72 64.87 --- --- Peak 2 7311.00 44.27 74.00 -29.73 62.07 36.88 10.18 64.86 --- --- Peak	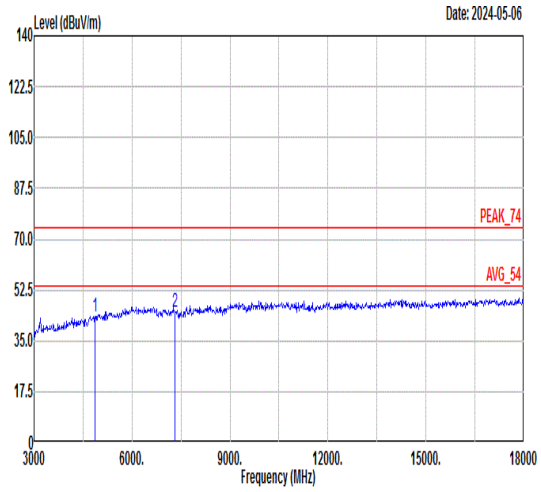 Freq Level Limit Line Margin Read Level Ant Factor Cable Loss Preamp Factor APos TPos Remark MHz dBuV/m dBuV/m dB dBuV dB/m dB dB cm deg 1 4874.00 43.37 74.00 -30.63 63.62 35.90 8.72 64.87 --- --- Peak 2 7311.00 44.74 74.00 -29.26 62.54 36.88 10.18 64.86 --- --- Peak

Mode	12	
	Band Edge - L	
	2400-2483.5_802.11n HT40_CH09_2452MHz	
ANT	6	
Pol.	Horizontal	Fundamental
Peak	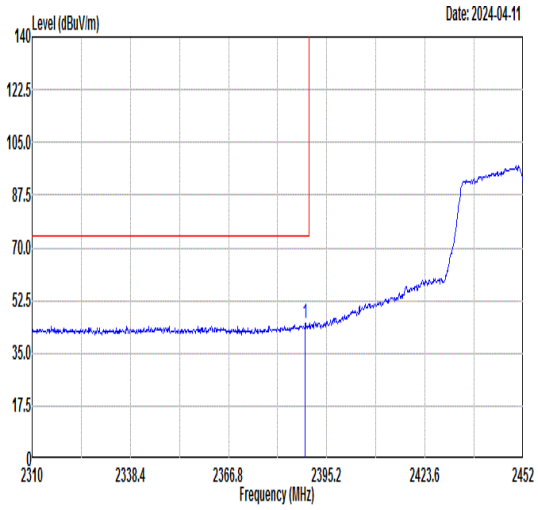 Freq Level Limit Line Margin Read Level Ant Factor Cable Loss Preamp Factor APos TPos Remark MHz dBuV/m dBuV/m dB dBuV dB/m dB dB cm deg 1 2388.95 44.71 74.00 -29.29 42.16 30.72 5.36 33.53 300 59 PEAK	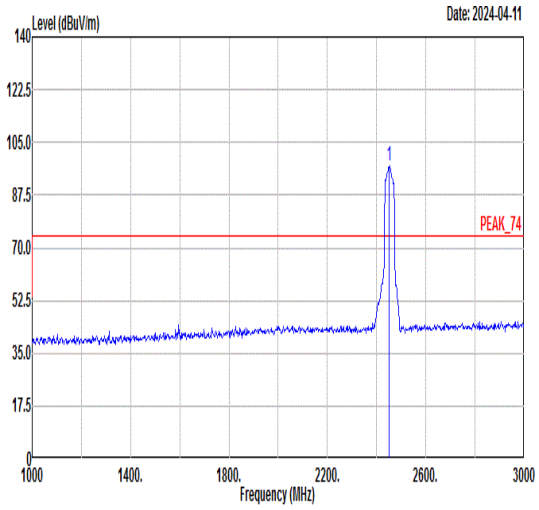 Freq Level Limit Line Margin Read Level Ant Factor Cable Loss Preamp Factor APos TPos Remark MHz dBuV/m dBuV/m dB dBuV dB/m dB dB cm deg 1 2452.00 97.05 ------ ------ 94.48 30.71 5.43 33.57 300 59 PEAK
Avg	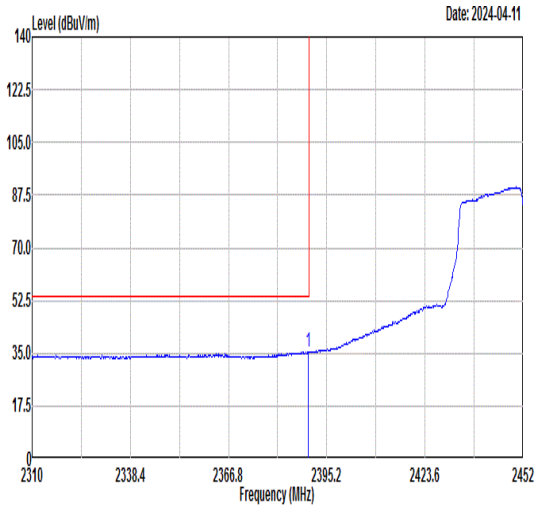 Freq Level Limit Line Margin Read Level Ant Factor Cable Loss Preamp Factor APos TPos Remark MHz dBuV/m dBuV/m dB dBuV dB/m dB dB cm deg 1 2389.95 35.47 54.00 -18.53 32.92 30.72 5.36 33.53 300 59 AVERAGE	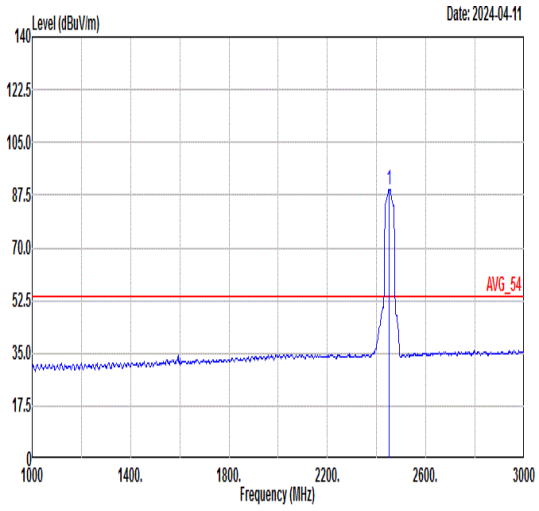 Freq Level Limit Line Margin Read Level Ant Factor Cable Loss Preamp Factor APos TPos Remark MHz dBuV/m dBuV/m dB dBuV dB/m dB dB cm deg 1 2452.00 89.42 ------ ------ 86.86 30.71 5.42 33.57 300 59 AVERAGE

Mode	12	
	Band Edge - R	
	2400-2483.5_802.11n HT40_CH09_2452MHz	
ANT	6	
Pol.	Horizontal	Fundamental
Peak	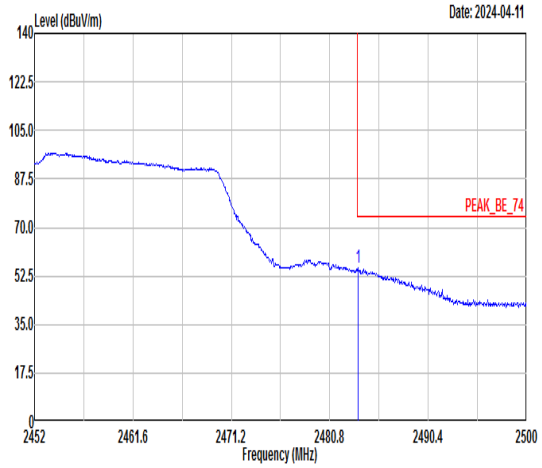 Freq Level Limit Line Margin Read Level Ant Factor Cable Loss Preamp Factor APos TPos Remark MHz dBuV/m dBuV/m dB dBuV dB/m dB dB cm deg 1 2483.54 55.33 74.00 -18.67 52.76 30.70 5.46 33.59 300 59 PEAK	Blank
Avg	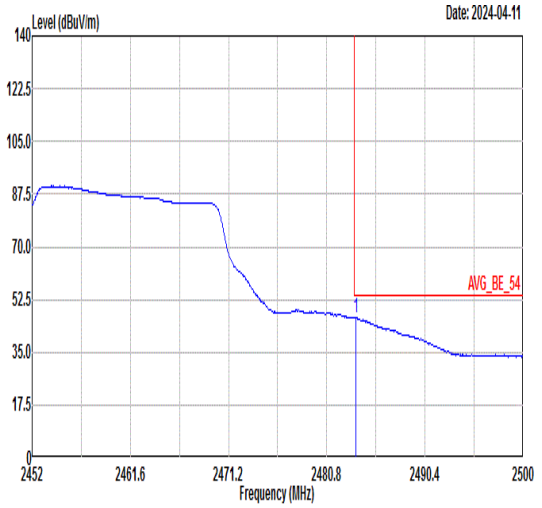 Freq Level Limit Line Margin Read Level Ant Factor Cable Loss Preamp Factor APos TPos Remark MHz dBuV/m dBuV/m dB dBuV dB/m dB dB cm deg 1 2483.63 46.73 54.00 -7.27 44.16 30.70 5.46 33.59 300 59 AVERAGE	Blank

Mode	12	
	Band Edge - L	
	2400-2483.5_802.11n HT40_CH09_2452MHz	
ANT	6	
Pol.	Vertical	Fundamental
Peak	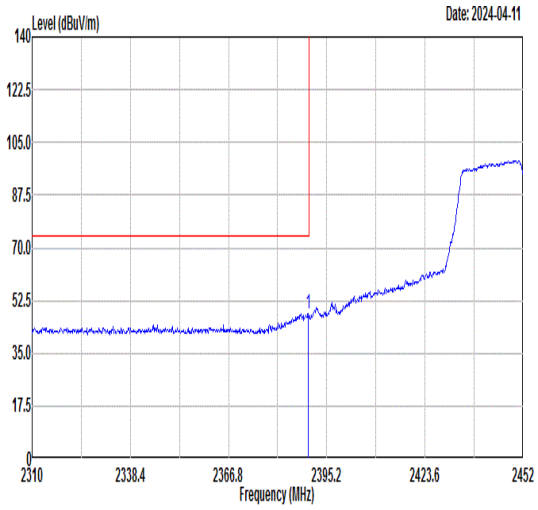 Freq Level Limit Line Margin Read Level Ant Factor Cable Loss Preamp Factor APos TPos Remark MHz dBuV/m dBuV/m dB dBuV dB/m dB dB cm deg 1 2389.80 48.30 74.00 -25.70 45.75 30.72 5.36 33.53 100 68 PEAK	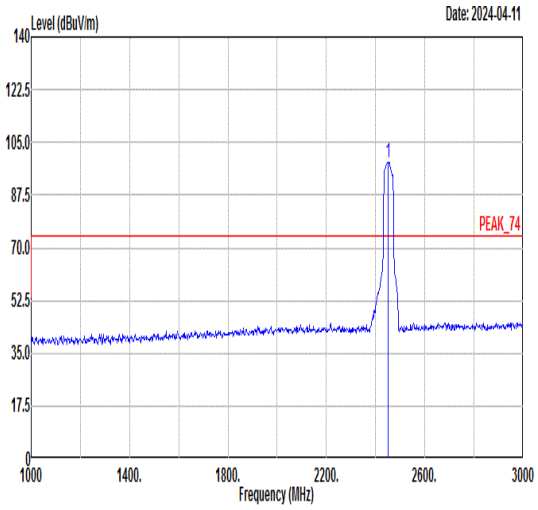 Freq Level Limit Line Margin Read Level Ant Factor Cable Loss Preamp Factor APos TPos Remark MHz dBuV/m dBuV/m dB dBuV dB/m dB dB cm deg 1 2452.00 98.42 ------ ------ 95.85 30.71 5.43 33.57 100 68 PEAK
Avg	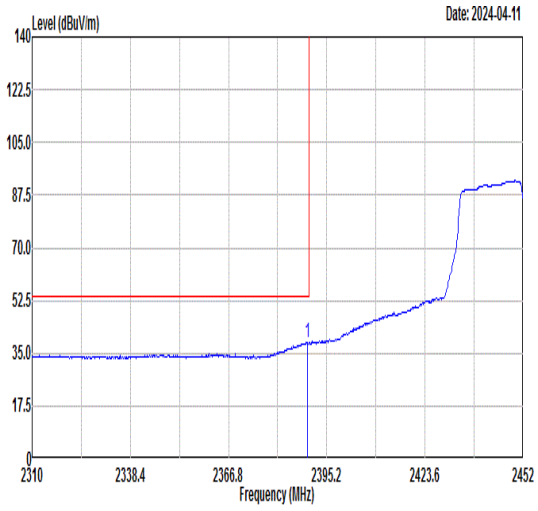 Freq Level Limit Line Margin Read Level Ant Factor Cable Loss Preamp Factor APos TPos Remark MHz dBuV/m dBuV/m dB dBuV dB/m dB dB cm deg 1 2389.66 38.40 54.00 -15.60 35.85 30.72 5.36 33.53 100 68 AVERAGE	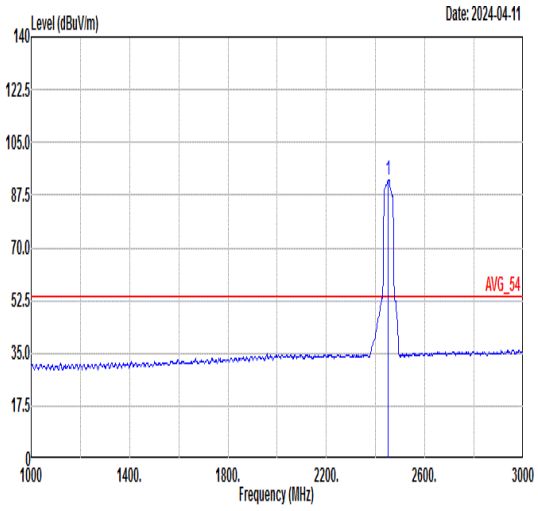 Freq Level Limit Line Margin Read Level Ant Factor Cable Loss Preamp Factor APos TPos Remark MHz dBuV/m dBuV/m dB dBuV dB/m dB dB cm deg 1 2452.00 92.29 ------ ------ 89.73 30.71 5.42 33.57 100 68 AVERAGE

Mode	12	
	Band Edge - R	
	2400-2483.5_802.11n HT40_CH09_2452MHz	
ANT	6	
Pol.	Vertical	Fundamental
Peak	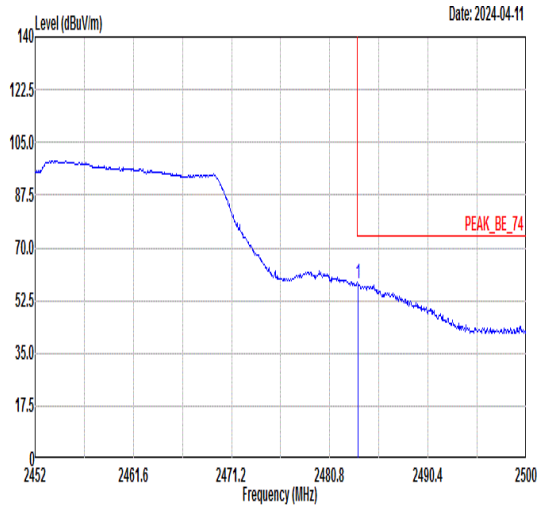 Freq Level Limit Line Margin Read Level Ant Factor Cable Loss Preamp Factor APos TPos Remark MHz dBuV/m dBuV/m dB dBuV dB/m dB dB cm deg 1 2483.54 58.30 74.00 -15.70 55.73 30.70 5.46 33.59 100 68 PEAK	Blank
Avg	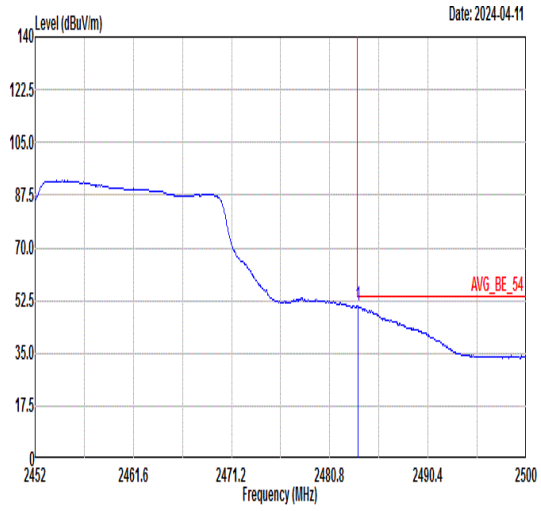 Freq Level Limit Line Margin Read Level Ant Factor Cable Loss Preamp Factor APos TPos Remark MHz dBuV/m dBuV/m dB dBuV dB/m dB dB cm deg 1 2483.54 50.55 54.00 -3.45 47.98 30.70 5.46 33.59 100 68 AVERAGE	Blank

Mode	12	
	Harmonic	
	2400-2483.5_802.11n HT40_CH09_2452MHz	
ANT	6	
Pol.	Horizontal	Vertical
Peak Avg	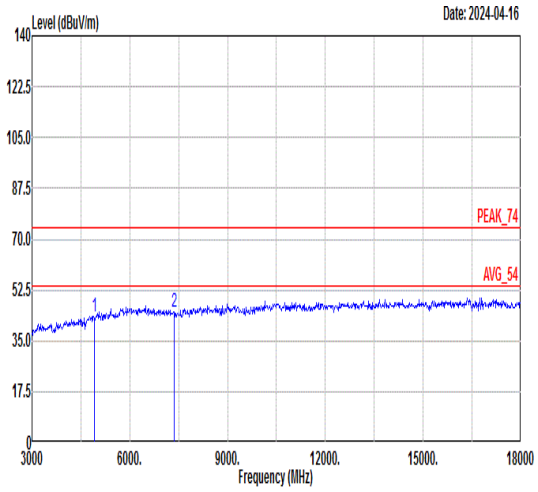 Freq Level Limit Line Margin Read Level Ant Factor Cable Loss Preamp Factor APos TPos Remark MHz dBuV/m dBuV/m dB dBuV dB/m dB dB cm deg 1 4904.00 43.19 74.00 -30.81 63.47 35.97 8.63 64.88 --- --- Peak 2 7356.00 44.85 74.00 -29.15 62.67 36.86 10.18 64.86 --- --- Peak	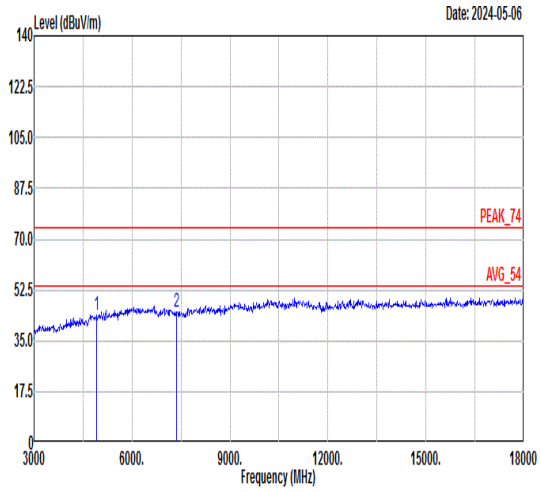 Freq Level Limit Line Margin Read Level Ant Factor Cable Loss Preamp Factor APos TPos Remark MHz dBuV/m dBuV/m dB dBuV dB/m dB dB cm deg 1 4904.00 43.60 74.00 -30.40 63.88 35.97 8.63 64.88 --- --- Peak 2 7356.00 44.99 74.00 -29.01 62.81 36.86 10.18 64.86 --- --- Peak

Mode	13	
	LF	
	2400-2483.5_802.11g_CH01_2412MHz	
ANT	6	
Pol.	Horizontal	Vertical
QP/ Peak	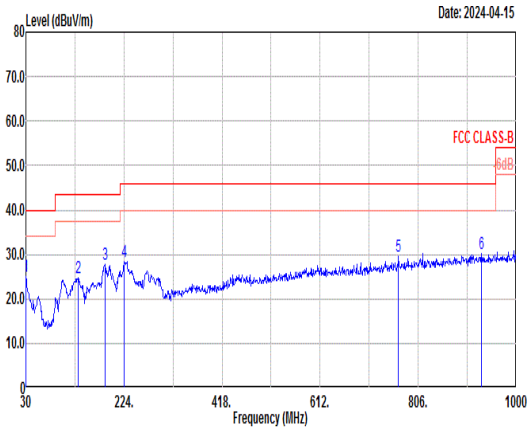	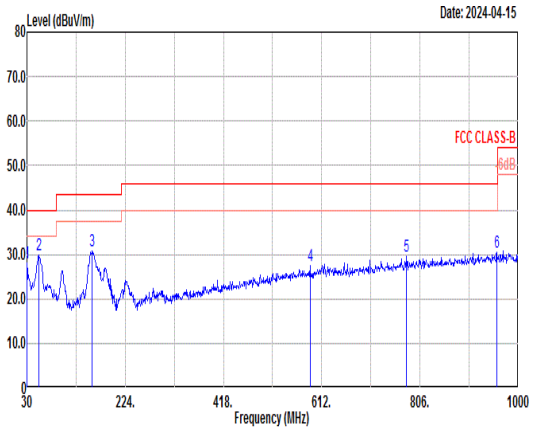

	Freq	Level	Limit Line	Margin	Read Level	Ant Factor	Cable Loss	Preamp Factor	APos	TPos	Remark
	MHz	dBuV/m	dBuV/m	dB	dBuV	dB/m	dB	dB	cm	deg	
1	30.00	24.96	40.00	-15.04	31.13	24.90	0.53	31.60	---	---	Peak
2	132.82	24.89	43.50	-18.61	37.78	17.70	1.18	31.77	---	---	Peak
3	186.17	27.82	43.50	-15.68	42.54	15.52	1.39	31.63	---	---	Peak
4	224.97	28.48	46.00	-17.52	42.46	16.08	1.54	31.60	---	---	Peak
5	767.20	29.54	46.00	-16.46	31.86	25.97	2.88	31.17	---	---	Peak
6	931.13	30.25	46.00	-15.75	30.91	26.98	3.20	30.84	---	---	Peak

	Freq	Level	Limit Line	Margin	Read Level	Ant Factor	Cable Loss	Preamp Factor	APos	TPos	Remark
	MHz	dBuV/m	dBuV/m	dB	dBuV	dB/m	dB	dB	cm	deg	
1	30.00	28.13	40.00	-11.87	34.30	24.90	0.53	31.60	---	---	Peak
2	53.28	29.75	40.00	-10.25	47.15	13.70	0.73	31.83	---	---	Peak
3	159.01	30.65	43.50	-12.85	44.77	16.27	1.29	31.68	---	---	Peak
4	588.72	27.51	46.00	-18.49	31.41	24.68	2.54	31.12	---	---	Peak
5	779.81	29.55	46.00	-16.45	31.66	26.13	2.90	31.14	---	---	Peak
6	957.32	30.51	46.00	-15.49	30.86	27.22	3.24	30.81	---	---	Peak

Mode	14	
	Band Edge	
	Co-colation 2400-2483.5_802.11g_CH01_2412MHz+LTE B13 Link	
ANT	6	
Pol.	Horizontal	Fundamental
Peak	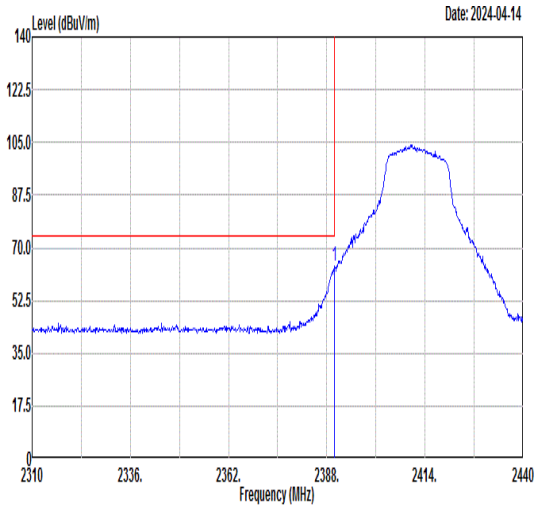 Freq Level Limit Line Margin (dB) Read Level Ant Factor Cable Loss Preamp Factor APos TPos Remark 1 2389.95 63.77 74.00 -10.23 61.22 30.72 5.36 33.53 399 159 PEAK	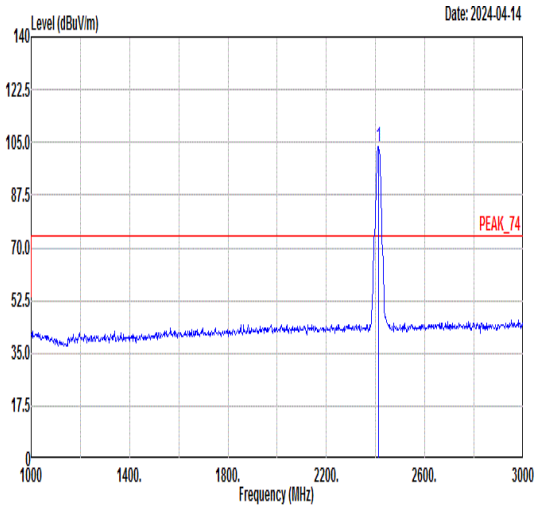 Freq Level Limit Line Margin (dB) Read Level Ant Factor Cable Loss Preamp Factor APos TPos Remark 1 2412.00 103.60 ------ ------ 101.05 30.72 5.38 33.55 399 159 PEAK
Avg	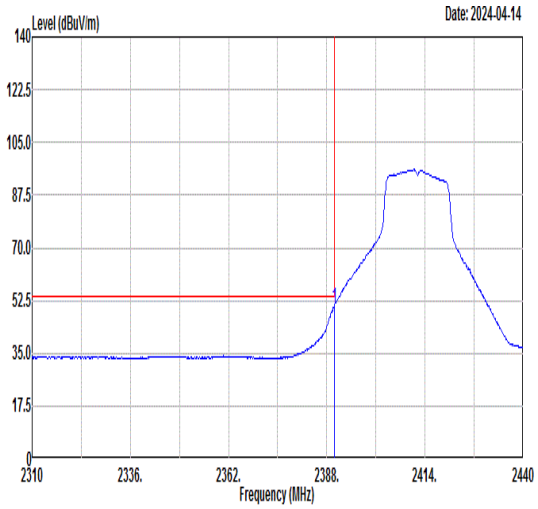 Freq Level Limit Line Margin (dB) Read Level Ant Factor Cable Loss Preamp Factor APos TPos Remark 1 2389.95 50.44 54.00 -3.56 47.89 30.72 5.36 33.53 399 159 AVERAGE	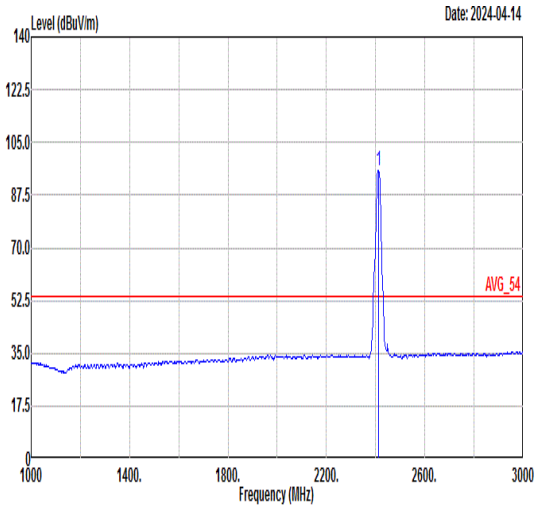 Freq Level Limit Line Margin (dB) Read Level Ant Factor Cable Loss Preamp Factor APos TPos Remark 1 2412.00 95.72 ------ ------ 93.17 30.72 5.38 33.55 399 159 AVERAGE

Mode	14	
	Band Edge	
	Co-colation 2400-2483.5_802.11g_CH01_2412MHz+LTE B13 Link	
ANT	6	
Pol.	Vertical	Fundamental
Peak	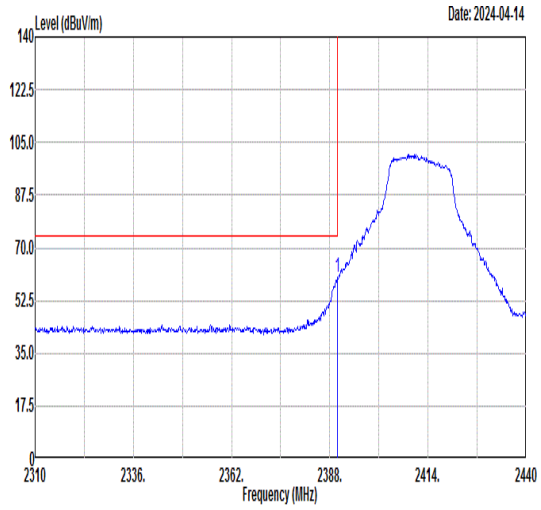 Freq Level Limit Line Margin (dB) Read Level Ant Factor Cable Loss Preamp Factor APos TPos Remark MHz dBuV/m dBuV/m dBuV dB/m dB dB cm deg 1 2389.95 60.11 74.00 -13.89 57.56 30.72 5.36 33.53 194 100 PEAK	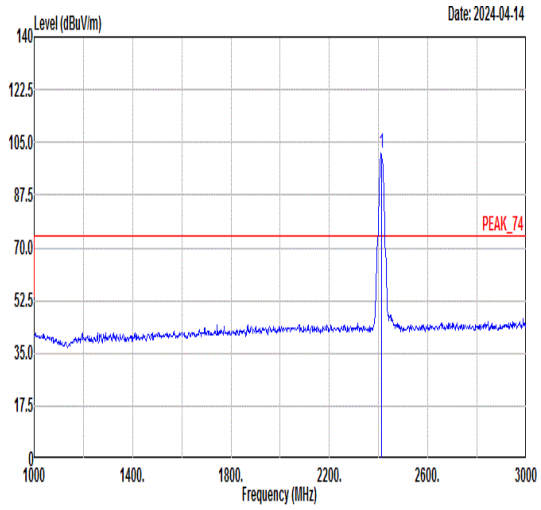 Freq Level Limit Line Margin (dB) Read Level Ant Factor Cable Loss Preamp Factor APos TPos Remark MHz dBuV/m dBuV/m dBuV dB/m dB dB cm deg 1 2412.00 101.48 ------ ------ 98.93 30.72 5.38 33.55 194 100 PEAK
Avg	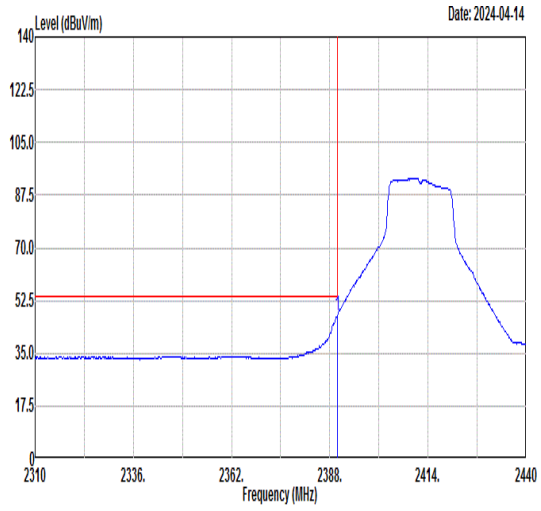 Freq Level Limit Line Margin (dB) Read Level Ant Factor Cable Loss Preamp Factor APos TPos Remark MHz dBuV/m dBuV/m dBuV dB/m dB dB cm deg 1 2389.95 47.58 54.00 -6.42 45.03 30.72 5.36 33.53 194 100 AVERAGE	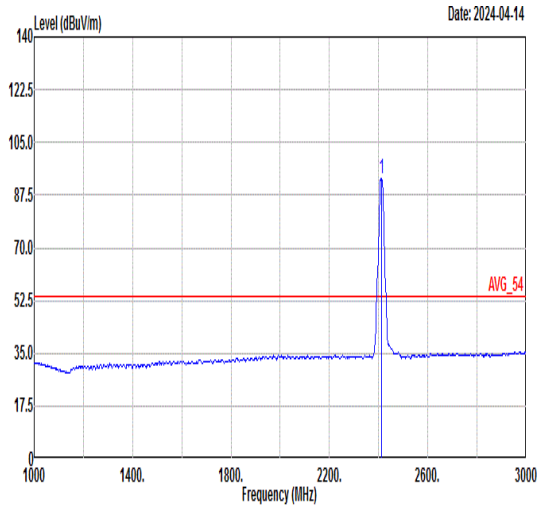 Freq Level Limit Line Margin (dB) Read Level Ant Factor Cable Loss Preamp Factor APos TPos Remark MHz dBuV/m dBuV/m dBuV dB/m dB dB cm deg 1 2412.00 92.96 ------ ------ 90.41 30.72 5.38 33.55 194 100 AVERAGE

Mode	14	
	Harmonic	
	Co-colation 2400-2483.5_802.11g_CH01_2412MHz+LTE B13 Link	
ANT	6	
Pol.	Horizontal	Vertical
Peak Avg	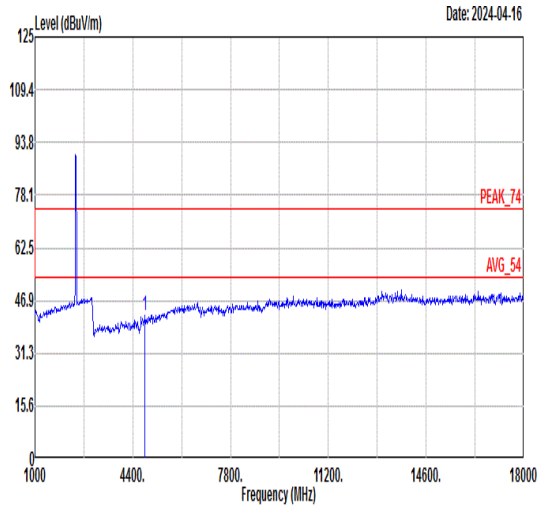 Freq Level Limit Line Margin Read Level Ant Factor Cable Loss Preamp Factor APos TPos Remark MHz dBuV/m dBuV/m dB dBuV dB/m dB dB cm deg 1 4824.00 42.36 74.00 -31.64 30.68 35.78 8.88 32.98 --- --- Peak	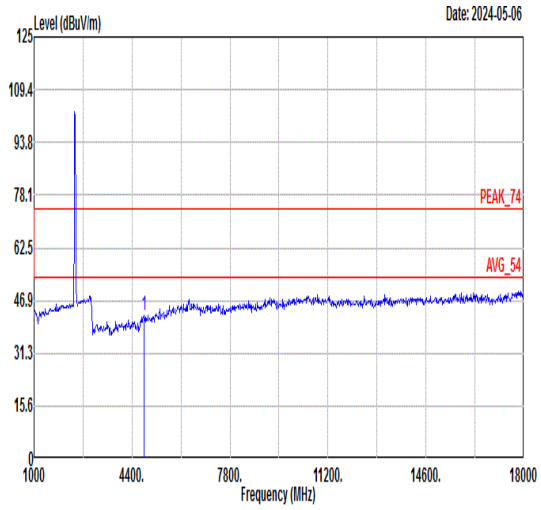 Freq Level Limit Line Margin Read Level Ant Factor Cable Loss Preamp Factor APos TPos Remark MHz dBuV/m dBuV/m dB dBuV dB/m dB dB cm deg 1 4824.00 42.28 74.00 -31.72 30.60 35.78 8.88 32.98 --- --- Peak

Note: the highest signal over limit is WLAN fundamental signal.

Appendix D. Duty Cycle Plots

Band	Duty Cycle(%)	T(ms)	1/T(kHz)	VBW Setting
802.11b	98.65	-	-	10Hz
802.11g	98.28	-	-	10Hz
802.11n HT20	98.15	-	-	10Hz
802.11n HT40	94.93	0.949	1.053	3KHz

802.11b

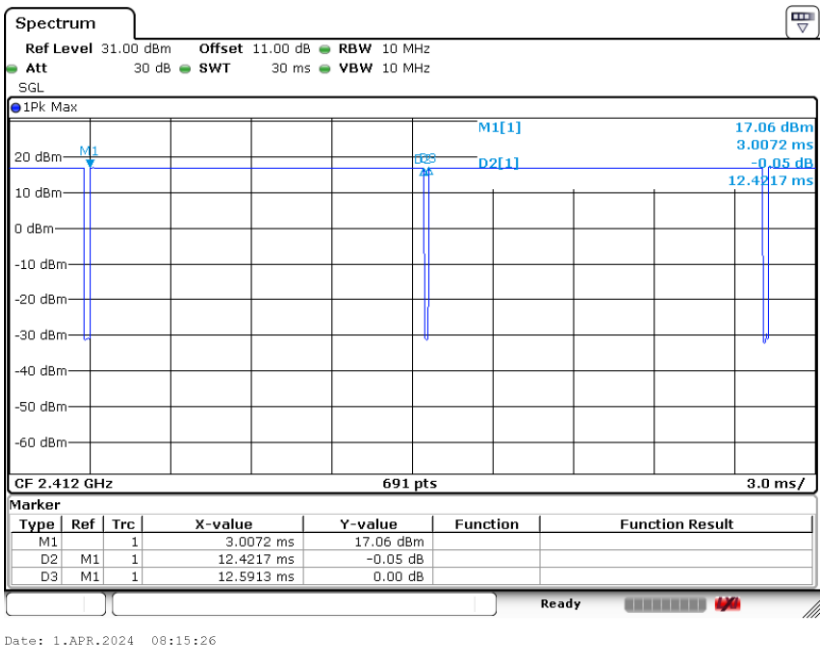

Date: 1.APR.2024 08:15:26

802.11g

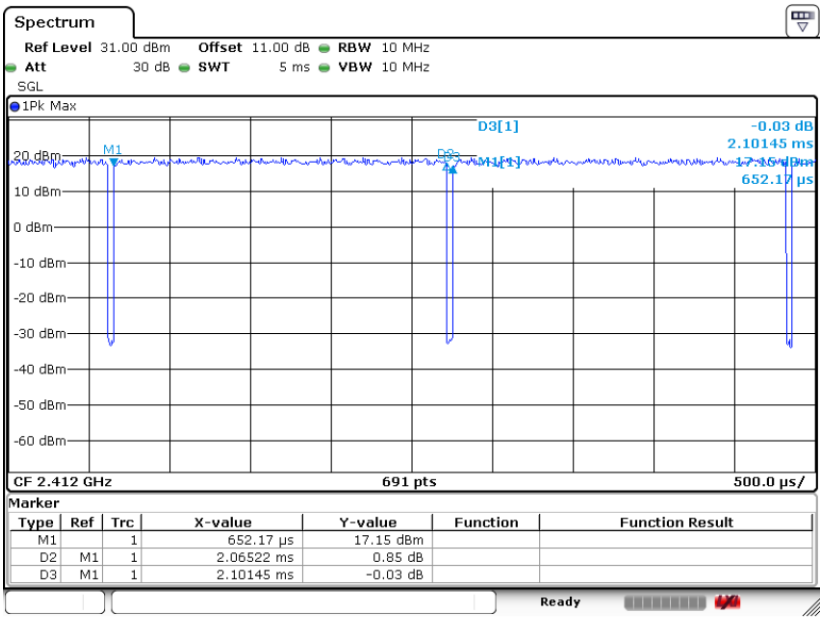

Date: 1.APR.2024 08:16:36

802.11n HT20

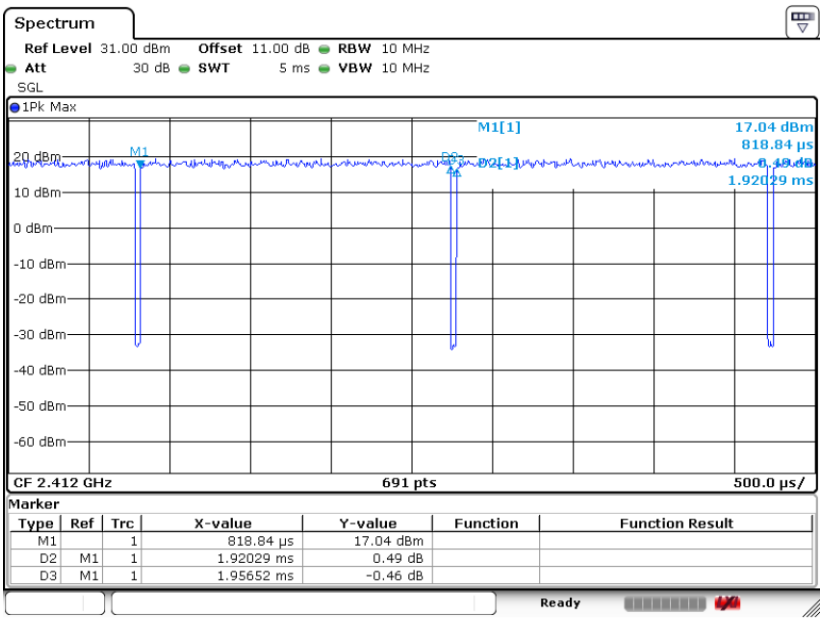

Date: 1.APR.2024 08:17:51

802.11n HT40

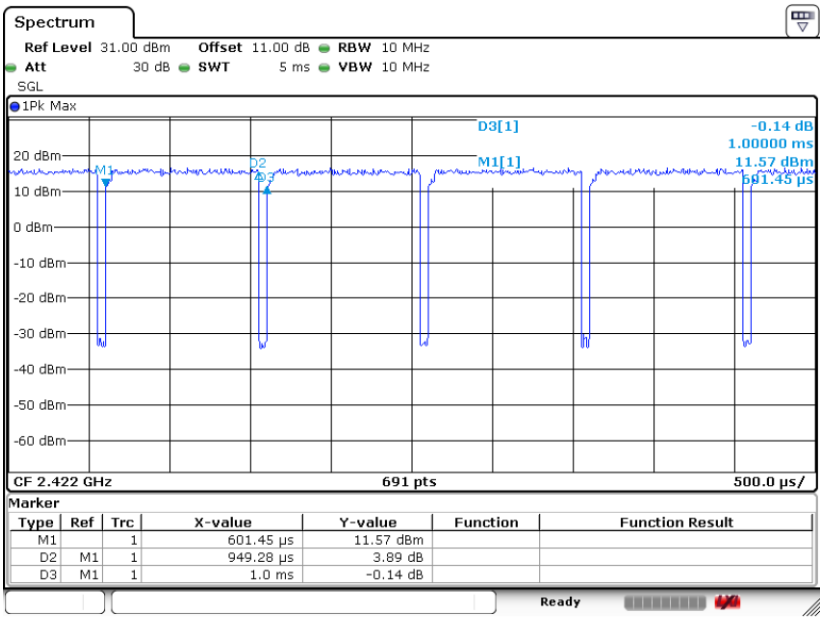

Date: 1.APR.2024 08:18:53