


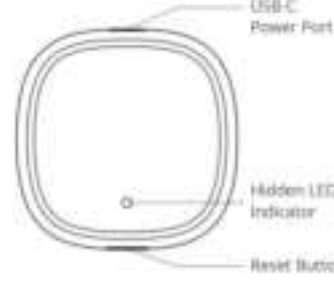




# 双面折页

## 65\*65mm




	<p><b>C. Technical Specifications</b></p> <p><b>Model No.</b> SGM3001</p> <p><b>Wireless Protocol</b> Wi-Fi, Zigbee, Bluetooth</p> <p><b>Working Temperature</b> 14°F to 131°F (-10°C to 55°C)</p> <p><b>Power Input</b> 5V 1.0A</p> <p><b>Dimensions</b> 2.05in x 2.05in x 0.47in (52mm x 52mm x 12mm)</p>	<p><b>D. Warranty &amp; Support</b></p> <p>Thank you for choosing Linkstyle! We are dedicated to providing excellent user experience prior to, during and after purchase. This Limited Warranty Agreement ("Warranty") applies to those purchases directly from Linkstyle.</p> <p><b>Warranty Duration:</b> All products sold by Linkstyle come with a standard one (1) year warranty from the date of purchase, unless stated otherwise.</p> <p><b>Warranty Exclusions:</b> During the warranty duration, Linkstyle agrees that the product will be free from defects in material and workmanship when used under regular conditions.</p> <p><b>Exclusions:</b> This Warranty does not cover the following:</p> <ul style="list-style-type: none"><li>• Damages due to misuse, neglect, or disregard from user with a home.</li><li>• Damages from external causes such as floods, fire, or accident.</li><li>• Unethical and repairs, modification or disassembling.</li><li>• Consumable parts like on-site lens, lenses, or broken parts.</li></ul>	<p><b>D. Warranty &amp; Support</b></p> <p><b>Filing a Warranty Claim:</b></p> <ul style="list-style-type: none"><li>• Reach out to Linkstyle Customer Support providing your proof of purchase, product details, and a comprehensive description of the issue.</li><li>• Our team will evaluate the claim and, if required, provide return shipping instructions.</li><li>• If the product is confirmed defective, Linkstyle, at its discretion, will repair or replace the item.</li></ul> <p><b>Limitation of Liability:</b> Linkstyle's liability is strictly limited to the repair or replacement of the product. Under no circumstances will Linkstyle be liable for any indirect, incidental, or consequential damages. The total liability shall not exceed the original purchase price of the product.</p>	<p><b>D. Warranty &amp; Support (Continued)</b></p> <p><b>Warranty Transferability:</b> This Warranty is solely for the original purchaser and cannot be transferred.</p> <p><b>Governing Law:</b> This Warranty is governed by the laws of the country/state of purchase.</p> <p><b>Disclaimer:</b> Apart from what's stated here, no other express or implied warranties apply, including implied warranties of merchantability or suitability for a specific purpose.</p> <p>For any queries or concerns regarding our products or this Warranty, reach out to us at <a href="mailto:support@linkstyle.life">support@linkstyle.life</a>.</p>	<p>Apple and Apple logos are trademarks of Apple Inc., registered in the U.S. and other countries. Apple Store is a service mark of Apple Inc.</p> <p>Amazon, Alexa, and all related logos are trademarks of Amazon.com, Inc. or its affiliates.</p> <p>Google and Google Play are trademarks of Google LLC.</p> <p>Other third-party brands and names are the property of their respective owners.</p>	 <p>Nexohub II Smart Bluetooth &amp; Zigbee Gateway User Manual</p>
---	---	---	---	---	---	--

<p>Scan the QR code below for an updated digital manual, more details, guides, FAQs, and other product resources for this device</p>  <p><a href="https://linkstyle.life/nex2fs">https://linkstyle.life/nex2fs</a></p> <p>If you need any support, do not hesitate to reach out to us at:</p> <p>email: <a href="mailto:support@linkstyle.life">support@linkstyle.life</a> voice mail: 1-888-419-4888</p>	<p><b>Index</b></p> <p>A. Notice Before Use.....4</p> <p>B. Product Overview.....5</p> <p>C. Setup &amp; Installation.....7</p> <p>D. Technical Specifications.....10</p> <p>E. Warranty &amp; Support.....11</p>	<p><b>A. Notice Before Use</b></p> <ul style="list-style-type: none"><li>• When setting up a Bluetooth or Zigbee device with this gateway, keep the device, the gateway, and the Wi-Fi router all within close proximity during the setup process. You can relocate the smart device elsewhere within Bluetooth or Zigbee range after setup for regular use.</li></ul>	<p><b>A. Product Overview</b></p> 	<p><b>A. Product Overview</b></p> <ul style="list-style-type: none"><li>• This smart gateway connects Zigbee and Bluetooth devices to your 2.4 GHz home Wi-Fi network to make them accessible via the internet from the Linkstyle app. This enables remote control and automation routines.</li></ul> <p><b>Package Includes:</b> Nexohub II Smart Gateway x 1 USB Power Cable x 1 User Manual x 1</p>	<p><b>B. Setup &amp; Installation</b></p> <p>Install the Linkstyle app</p> <p>Scan the QR code below to download and install the Linkstyle app. Register a new account on the app if you do not have one.</p>  <p>*Alternatively, you can also search for "Linkstyle" on the Apple App Store or Google Play Store to find the app.</p>	<p><b>B. Setup &amp; Installation (Continued)</b></p> <p><b>***Important Note:</b> When registering an account in the Linkstyle app, be sure to set the region to United States of America.</p> 	<p><b>B. Setup &amp; Installation (Continued)</b></p> <p><b>Add device to Linkstyle app:</b></p> <ul style="list-style-type: none"><li>• Step 1: Connect your phone to your 2.4 GHz Wi-Fi network. Note: it will not work with a 5 GHz network.</li><li>• Step 2: In the Devices page of the Linkstyle app, tap the "+" button on the top right corner and tap "Add Device".</li><li>• Step 3: The app will automatically scan for devices nearby in setup mode. Once the the device is found, tap its icon and follow the on-screen instructions to complete setup.</li></ul>
---	---	--	--	--	--	--	--

# 双面折页

## 65\*65mm



<p>Any Changes or modifications not expressly approved by the party responsible for compliance could void the user's authority to operate the equipment.</p> <p>This device complies with part 15 of the FCC Rules. Operation is subject to the following two conditions: (1) This device may not cause harmful interference, and (2) this device must accept any interference received, including interference that may cause undesired operation.</p> <p>Note: This equipment has been tested and found to comply with the limits for a Class B digital device, pursuant to part 15 of the FCC Rules. These limits are designed to provide reasonable protection against harmful interference in a residential installation. This equipment generates, uses and can radiate radio frequency energy and, if not installed and used in accordance with the instructions, may cause harmful interference to radio communications. However, there is no guarantee that interference will not occur in a particular installation. If this equipment does cause harmful interference to radio or television reception, which can be determined by turning the equipment off and on, the user is encouraged to try to correct the interference by one or more of the following measures:</p> <ul style="list-style-type: none"><li>—Reorient or relocate the receiving antenna.</li><li>—Increase the separation between the equipment and receiver.</li><li>—Connect the equipment into an outlet on a circuit different from that to which the receiver is connected.</li><li>—Consult the dealer or an experienced radio/TV technician for help.</li></ul> <p>This equipment complies with FCC radiation exposure limits set forth for an uncontrolled environment. This equipment should be installed and operated with minimum distance 20cm between the radiator &amp; your body.</p>							
--	--	--	--	--	--	--	--