



## Photographs of the Test Configuration



Conducted Emission Test (Adapter Mode)



### Conducted Emission Test (Standby Mode)





### Radiated Emission Test (Adapter Mode)







**Radiated Emission Test (Standby Mode)**



### Radiated Emission Test (Battery Mode)



**RF Exposure Test\_ Electric Field Strength (Adapter Mode)**






**RF Exposure Test\_ Magnetic Field Strength (Adapter Mode)**



**RF Exposure Test\_ Electric Field Strength (Battery Mode)**





**RF Exposure Test\_ Magnetic Field Strength (Battery Mode)**

