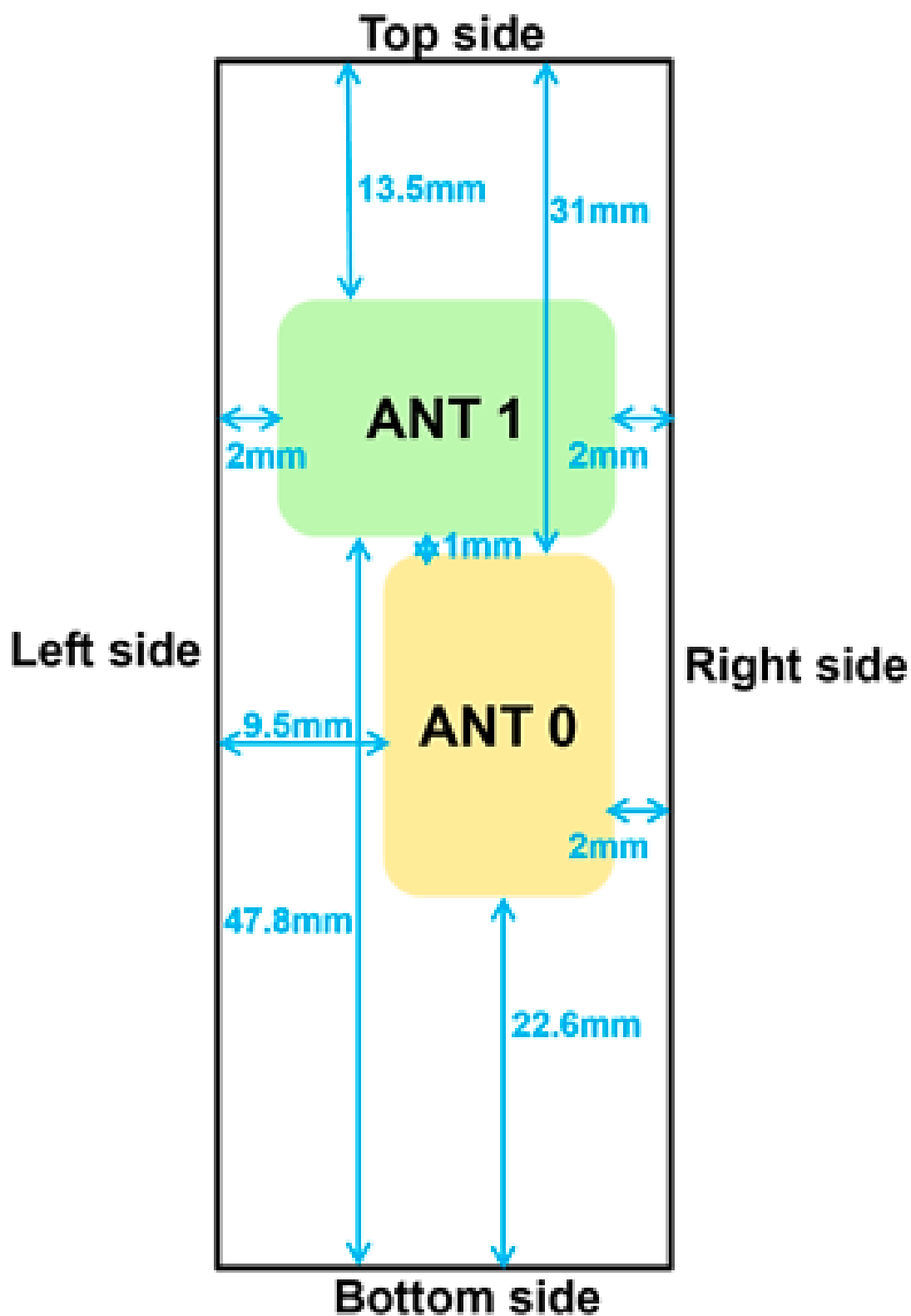


Photographs of EUT Setup and Antenna Location

The photographs of EUT and setup for SAR testing are shown as follows.



Antenna	To Top Side (mm)	To Bottom Side (mm)	To Left Side (mm)	To Right Side (mm)
WLAN Main Ant 0	31.00	22.60	9.50	2.00
WLAN Aux Ant 1	13.50	47.80	2.00	2.00

<Photographs of Body SAR Test Setup>



Horizontal Up_degree 0 of EUT Tested at 5 mm



Horizontal Up_degree 90 of EUT Tested at 5 mm



Horizontal Up_degree 160 of EUT Tested at 5 mm



Horizontal Down_degree 0 of EUT Tested at 5 mm




Horizontal Down_degree 90 of EUT Tested at 5 mm




Horizontal Down_degree 160 of EUT Tested at 5 mm

<Photographs of Body SAR Test Setup>



<Photographs of Body SAR Test Setup>



<Photographs of Power Density Test in Laptop Mode Setup>

