


**EXHIBIT 5: TEST SET UP PHOTOGRAPHS**


The photographs in this exhibit show the test equipment configuration for each test performed.

The photographs displayed show the equipment under test (EUT) and test equipment configured for the corresponding tests listed.

**TEST:**   **Measurement of RF Power Output**  
          **Measurement of Modulation Characteristics**  
          **Measurement of Occupied Bandwidth**  
          **Measurement of Spurious Emissions at the Antenna Terminals**




Close Up of Test Fixtures




**TEST:** Measurement of Radiated Spurious Emissions

**30 MHz – 1 GHz**



TEST: Measurement of Radiated Spurious Emissions

1 GHz – 18 GHz





TEST: Measurement of Radiated Spurious Emissions

18 GHz – 20 GHz

